



# CPQ on Salesforce Summer 2019 Release Notes

Doc Rev A

01/31/2020

# Table of Contents

About Release Notes.....	4
Packages .....	5
System Requirements and Supported Platforms .....	6
New Features .....	7
Currency Rounding .....	7
Fallback Mechanism when Contract Price is Unavailable.....	7
Contract Term Management .....	7
Visibility into Adjustments on Contract Price .....	7
Enhancements.....	8
Categories for Favorite Configuration.....	8
Counter on the Mini-Cart and Recommendation Icons .....	8
Support for Recommendation Rules on the Client-side.....	8
Ability to Apply a Promotions Multiple Times .....	9
Support for Using AND to Concatenate Qualifying Products for Promotions.....	9
Administrator-Defined Views for Assets Grid .....	9
Custom Validation Logic for Effective Termination date.....	9
Ability to Get Price Matrix Entry Applied on Line Item .....	10
Ability to Apply Cumulative Range Matrix without Spanning Multiple Line Items.....	10
Apttus CPQ pages in Lightning Experience.....	10
Enhanced Constraint Rule.....	10
Enhanced Bundle Maintenance Batch Job.....	10
Ability to Display Contract Term Billing Detail during Termination.....	11
Support for Space and New Line in Custom Setting Fields .....	11
Standardized Cart Theme.....	11
End of Support or End of Life for Certain Features.....	12
Revoked Support for Angular Cart .....	12
Revoked Support for Assets Page .....	12
Revoked Support for Internet Explorer 11 .....	12
Managed Package Visualforce Pages Deprecated .....	12
Cart Themes Deprecated .....	12

Data Model Changes .....	14
Resolved Issues .....	17
Known Issues .....	20
Apttus Copyright Disclaimer .....	23


## About Release Notes

Apttus Release Notes contain the following information about CPQ Summer 2019 Release on Salesforce.

For more information on new features, enhancements, and document improvements refer to

- [What's New](#) in *CPQ on Salesforce Summer 2019 User Guide* or
- [What's New](#) in *CPQ on Salesforce Summer 2019 Administrator Guide* or
- [What's New](#) in *CPQ on Salesforce Summer 2019 SOAP API Guide*

- [Packages](#): Lists packages that are required to upgrade to this release of the product
- [System Requirements and Supported Platforms](#): Lists requirements and recommendations for installing this release
- [New Features](#): Provides high-level descriptions of new features introduced in this release, with links to more detailed information
- [Enhancements](#): Provides high-level descriptions of enhancements to existing features
- [Data Model Changes](#): Lists changes to the data model
- [Resolved Issues](#): Lists customer-reported issues that are resolved in this release or known issues resolved from previous releases
- [Known Issues](#): Lists known issues that are applicable in this release

 This documentation may contain descriptions of software features that are optional and for which you may not have purchased a license. As a result, your specific software solution and/or implementation may differ from those described in this document. Please contact your CSM or AE for information on your specific features and licensing.



## Packages

The following packages and dependent packages are required to upgrade to this release to utilize all the new features of this release. These are the *minimum* required versions; later versions are also supported. Separate prerequisites for each feature can be found in the respective guides. The packages marked as **(New)** are new packages in this release.

Product	Latest Certified Version <i>(Version Name / Version Number)</i>
Apttus Approvals Management (Required if you are using Approvals)	9.0.0015   9.15
Apttus Configuration & Pricing <b>(New)</b>	11.1.1603   11.1603 Summer 2019
Apttus Contract Management	9.3.0432   9.432
Apttus Contract-Configuration Integration (Required if you are using CLM)	11.0.0120   11.120
Apttus CPQ API	11.0.0091   10.91
Apttus CPQ Admin <b>(New)</b> (Required if you are using CPQ Admin Console)	11.1.39   11.39
Apttus CPQ Approvals Management (Required if you are using Approvals on CPQ objects)	9.0.0000   9.0
Apttus Order Management	1.0.0000   1.0
Apttus Promotion Management (Required if you are using Promotions)	1.0.0000   1.0
Apttus Proposal Management <b>(New)</b> (Required if you are using Proposal Management)	9.1.0197   9.197
Apttus Quote/Proposal Approvals Management	6.5.0004   6.4
Apttus Quote/Proposal-Asset Integration	6.5.0014   6.14
Apttus Quote/Proposal-Contract Integration	8.1.0052   8.52
Apttus Quote/Proposal-Configuration Integration <b>(New)</b> (Required if you are using CPQ and Proposal Management)	11.1.0297   11.297

## System Requirements and Supported Platforms

The following table lists the minimum requirements for installing and using CPQ on Salesforce.

System Requirement	Minimum Supported Version
Operating System	Standard <a href="#">Salesforce.com</a> requirements. See Salesforce <a href="#">PDF</a> .
Browser	<p>Apttus supports the following browsers:</p> <ul style="list-style-type: none"> <li>• Microsoft Edge</li> <li>• Google Chrome</li> </ul> <p>Apttus recommends the latest stable version of the browser for the best performance. Apttus also recommends its customers to use Microsoft Edge as the browser of choice when using the Angular versions of Apttus CPQ.</p> <div style="border: 1px solid #f0e68c; padding: 5px; margin-top: 10px;"> <p> Internet Explorer is not supported.</p> </div>
Microsoft Office	<ul style="list-style-type: none"> <li>• Microsoft Word 2007 with Service Pack 2 plus hotfix package 976477 (Word 2007 version number must be greater than 12.0.6520.4999)</li> <li>• Microsoft Word 2010 (32-bit &amp; 64-bit)</li> <li>• Microsoft Office 2019, 2016, 2013, and desktop version of Office 365</li> </ul> <div style="border: 1px solid #c0c0c0; padding: 5px; margin-top: 10px;"> <p> Apttus recommends the latest Microsoft Office Suite for the best performance.</p> </div>

### Upgrade Notes

For more information on the prerequisites and post-upgrade tasks, see [Upgrade Information](#) in *CPQ on Salesforce Summer 2019 Administrator Guide*.

## New Features

The following features are new to CPQ in this release.

- [Currency Rounding](#)
- [Fallback Mechanism when Contract Price is Unavailable](#)
- [Contract Term Management](#)
- [Visibility into Adjustments on Contract Price](#)

### Currency Rounding

In this release, CPQ enables administrators to configure currency rounding in pricing calculations. This feature rounds adjustments before calculating the base price.

#### Get Started

For more information, refer to [Configuring Currency Rounding](#) and [System Properties](#) in *CPQ on Salesforce Summer 2019 Administrator Guide*.

### Fallback Mechanism when Contract Price is Unavailable

In this release, CPQ enables you to quote the correct price to the customer even if none of the contract price lists are applicable. When there is no contract price available, CPQ falls back to the quote price list to verify if it has an applicable price list item.

#### Get Started

For more information, refer to [Contract Pricing](#) in *CPQ on Salesforce Summer 2019 User Guide*.

### Contract Term Management

In this release, CPQ enables you to load the asset line with base price as defined by a flow-level setting **Base Price Defaulting Method For Renewal**. You can renew an asset using the current contract value and make adjustments only on the delta price using the **Apply Adj To Current Contract Term** setting. Also, CPQ tracks the current contract term and current contract value separately from the selling term.

#### Get Started

For more information, refer to [Renewing an Asset](#) in *CPQ on Salesforce Summer 2019 User Guide* and [Installed Product Settings](#) *CPQ on Salesforce Summer 2019 Administrator Guide*.

### Visibility into Adjustments on Contract Price

In this release, CPQ enables you to know what adjustments were applied as part of a contract price list so that you can negotiate better with customers.

#### Get Started

For more information, refer to [Contract Pricing](#) in *CPQ on Salesforce Summer 2019 User Guide*.

## Enhancements

The following section describes existing features that are changed (or are no longer supported) in this release.

- [Categories for Favorite Configuration](#)
- [Counter on the Mini-Cart and Recommendation Icons](#)
- [Support for Recommendation Rules on the Client-side](#)
- [Ability to Apply a Promotions Multiple Times](#)
- [Support for Using AND to Concatenate Qualifying Products for Promotions](#)
- [Administrator-Defined Views for Assets Grid](#)
- [Custom Validation Logic for Effective Termination date](#)
- [Ability to Get Price Matrix Entry Applied on Line Item](#)
- [Ability to Apply Cumulative Range Matrix without Spanning Multiple Line Items](#)
- [Apttus CPQ pages in Lightning Experience](#)
- [Enhanced Constraint Rule](#)
- [Enhanced Bundle Maintenance Batch Job](#)
- [Ability to Display Contract Term Billing Detail during Termination](#)
- [Support for Space and New Line in Custom Setting Fields](#)
- [Standardized Cart Theme](#)
- [End of Support or End of Life for Certain Features](#)

### Categories for Favorite Configuration

In this release, Favorite Configuration feature is enhanced. Now, you can categorize the configuration when you save them as favorite. You can filter them using the categories when you import the favorites on the Catalog page. The administrator must define the categories in Config System Properties.

#### Get Started

For more information, refer to [Favorite Configurations on the Cart](#) in *CPQ on Salesforce Summer 2019 User Guide*.

### Counter on the Mini-Cart and Recommendation Icons

In this release, the mini-cart feature is enhanced. Now, you can see a dynamic counter displayed next to the mini-cart icon on the catalog page. The counter reflects the number of products present in the cart. Also, a counter is displayed next to the recommendation icon if the recommendation constraint rule is satisfied by any of the products you added to the cart.

#### Get Started

For more information, refer to [Searching a Product from the Catalog](#) in *CPQ on Salesforce Summer 2019 User Guide*.

### Support for Recommendation Rules on the Client-side

In this release, CPQ now provides support for Recommendation type constraint rules on the client-side.



## Get Started

For more information, refer to [Client Side Constraint Rules](#) in *CPQ on Salesforce Summer 2019 Administrator Guide*.

## Ability to Apply a Promotions Multiple Times

In this release, CPQ enables you to apply a promotion on a line item multiple times. When you are applying a promotion to multiple lines, if the same promotion is already applied to a line, CPQ skips that line and applies the promotion to the remaining items.

## Get Started

For more information, refer to [Applying Promotions on the Products in the Shopping Cart](#) in *CPQ on Salesforce Summer 2019 User Guide*.

## Support for Using AND to Concatenate Qualifying Products for Promotions

In this release, CPQ supports using AND to concatenate qualifying products while defining a promotion. However, it is possible only if you selected **Promotion Type** as *Buy X Get Y* on the Information page.

## Get Started

For more information, refer to [Defining the Scope of a Promotion](#) *CPQ on Salesforce Summer 2019 Administrator Guide*.

## Administrator-Defined Views for Assets Grid

In this release, CPQ enables administrators to create a view and share it with selected users to be displayed as a view on the Assets grid.

## Get Started

For more information, refer to [Managing Views for Assets Grid](#) in *CPQ on Salesforce Summer 2019 User Guide* and [Configuring Installed Products Settings](#) in *CPQ on Salesforce Summer 2019 Administrator Guide*.

## Custom Validation Logic for Effective Termination date

In this release, CPQ enables you to use a custom logic to validate the date entered for the cancellation. If the validation fails, an error message is displayed.

## Get Started

For more information, refer to [Terminating an Asset](#) in *CPQ on Salesforce Summer 2019 User Guide*.

## Ability to Get Price Matrix Entry Applied on Line Item

In this release, CPQ enables administrators to associate a cost (custom field) to each of the price matrix entry because the cost varies with the price and hence the margin is affected. The price matrix entries that are applied on the line item can be accessed in the line item.

### Get Started

For more information, refer to [Creating Price Matrices](#) in *CPQ on Salesforce Summer 2019 Administrator Guide*.

## Ability to Apply Cumulative Range Matrix without Spanning Multiple Line Items

In this release, CPQ enables administrators to define step pricing so that users can quote correct prices to customers. You can create a matrix where the Dimension Type is *Cumulative Range - Line Item*.

### Get Started

For more information, refer to [Creating Price Matrices](#) in *CPQ on Salesforce Summer 2019 Administrator Guide*.

## Apttus CPQ pages in Lightning Experience

In this release, CPQ enhances the Apttus CPQ VF pages to reflect the Lightning Experience styling. Now, you can use Apttus CPQ VF pages in Lightning Experience without errors.

## Enhanced Constraint Rule

In this release, CPQ enhances the exclusion and inclusion type constraint rules. Now, in the scenario when a product, which hidden by an exclusion rule and the same product is also a part of a prompt in inclusion rule, then if a product satisfies both the rules then that product is not displayed on the inclusion prompt. Earlier, the product was visible on the prompt even when the exclusion rule was satisfied. In cases when all the products are hidden by the exclusion rule, a blank prompt is displayed.

### Get Started

For more information, refer to [Constraint Rules](#) in *CPQ on Salesforce Summer 2019 Administrator Guide*.

## Enhanced Bundle Maintenance Batch Job

In this release, CPQ enhances the bundle maintenance batch job. Now, if you execute a bundle maintenance batch job for a bundle that has a large number of options and sub-bundle in a Fast Mode, a message is displayed that prevents you from executing the batch job. Fast Mode batch job can only be used for a limited number of options and sub-bundles.

For more information, refer to [Running a Bundle Maintenance Batch](#) in *CPQ on Salesforce Summer 2019 Administrator Guide*.

## Ability to Display Contract Term Billing Detail during Termination

In this release, CPQ provides the flexibility to terminate a subscription and view the accurate billing impact on the asset Termination page. If you terminate an asset after renewing it, the billing amount is calculated for the renewal period (not from the inception of the asset).

### Get Started

For more information, refer to [Terminating an Asset](#) in *CPQ on Salesforce Summer 2019 User Guide*.

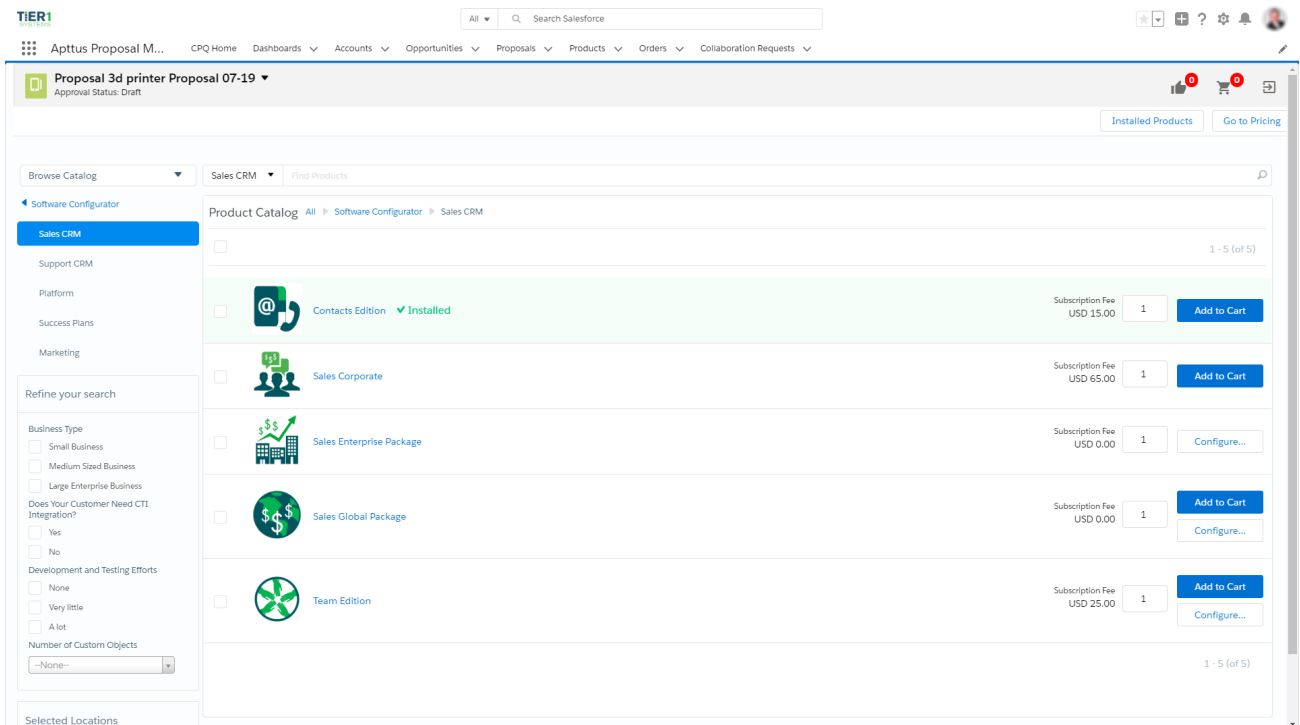
## Support for Space and New Line in Custom Setting Fields

In this release, CPQ enhances the format of entering multiple values in Custom Setting fields. Now, you can use space or new line to separate values you enter in the fields.

## Standardized Cart Theme

In this release, CPQ introduces a new standardized theme for the Cart. This theme changes the look and feel of the Cart. However, the functionalities available on the Cart remains the same. The new standardized theme is applied to the cart by default as Cart Themes namely *Nova* and *Classic* are deprecated. The new standardized theme includes an enhanced CSS. If you have any customized CSS for your cart, you must adjust them accordingly to accommodate the new CSS.

### Catalog Page



### Cart Page

The screenshot displays the Apttus CPQ interface for a proposal titled "Proposal 3d printer Proposal 07-19". The proposal status is "Draft". Summary statistics are shown: Total (Yearly) USD 96,516.00, Total (Monthly) USD 21,600.00, and Grand Total USD 118,116.00. A message states: "Premier Support is included on the addition of Cloud Server Solution". Below this is a table of products with columns for Product, Quantity, Net Price, Base Price, Option Price, Pricing Uom, Selling Uom, Start Date, End Date, Sellin..., Selling Frequency, Ext Cost, Adjusted Price, Collaboration, and Adjustment.

#	Product	Quant...	Net Price	Base Price	Option Price	Pricing Uom	Selling Uom	Start Date	End Date	Sellin...	Selling Frequency	Ext Cost	Adjusted Price	Collaboration	Adjustment
1	Cloud Server Solution	1	USD 96,516.00	USD 45,999.00	USD 50,517.00	Each	Each	07/31/2019	07/30/2020	1.00000	1.00000	USD 48,939.00	USD 96,516.00		0.00%
	BL460c Gen8 Serve...	1	USD 2,939.00	USD 2,939.00		Each	Each	07/31/2019	07/30/2020	1.00...	1.00...	USD 1,450.00	USD 2,939.00		0.00%
	ADX100 (Base + SSL + ...)	1	USD 395.00	USD 395.00		Each	Each	07/31/2019	07/30/2020	1.00...	1.00...	USD 195.00	USD 395.00		0.00%
	X2500 WAF	1	USD 799.00	USD 799.00		Each	Each	07/31/2019	07/30/2020	1.00...	1.00...	USD 399.00	USD 799.00		0.00%
	ASA 5520	1	USD 647.00	USD 647.00		Each	Each	07/31/2019	07/30/2020	1.00...	1.00...	USD 320.00	USD 647.00		0.00%
	10622 G2 Shock Rack	12	USD 22,548.00	USD 1,879.00		Each	Each	07/31/2019	07/30/2020	1.00...	1.00...	USD 11,100.00	USD 22,548.00		0.00%
	D2600 Disk Enclosure	1	USD 8,125.00	USD 8,125.00		Each	Each	07/31/2019	07/30/2020	1.00...	1.00...	USD 4,050.00	USD 8,125.00		0.00%
	DL380p Gen8 E-Mail ...	1	USD 8,090.00	USD 8,090.00		Each	Each	07/31/2019	07/30/2020	1.00...	1.00...	USD 4,000.00	USD 8,090.00		0.00%
	WS460c Gen8 Gra...	1	USD 4,954.00	USD 4,954.00		Each	Each	07/31/2019	07/30/2020	1.00...	1.00...	USD 2,425.00	USD 4,954.00		0.00%
2	Premier Support	1	USD 21,600.00	USD 1,800.00		Each	Each	07/31/2019	07/30/2020	12.0000	12.0000	USD 0.00	USD 21,600.00		0.00%

## End of Support or End of Life for Certain Features

In this release, Apttus CPQ ends support for certain features and ends the life certain features.

### Revoked Support for Angular Cart

From this release, Apttus CPQ no longer provides support for Angular user interface for Cart. The new features introduced in this release are not supported in Angular user interface. However, Cart Grid user interface is still active.

### Revoked Support for Assets Page

From this release, Apttus CPQ no longer provides support for the Assets page. The new features introduced in this release are not supported in the Assets page. However, the Assets Grid user interface is still active.

### Revoked Support for Internet Explorer 11

From this release, Apttus CPQ no longer provides support for Internet Explorer 11. The new features introduced in this release are not supported on Internet Explorer 11. Apttus recommends the latest stable version of Microsoft Edge or Google Chrome for the best performance.

### Managed Package Visualforce Pages Deprecated

The CPQ managed package Visualforce pages (classic pages) such as the Catalog, Cart, Configuration, and Installed Products pages are discontinued.

### Cart Themes Deprecated

From this release, Cart themes are discontinued. Now, a standardized theme is implemented which is displayed on the cart regardless of the cart theme defined in the Config System Properties. CPQ only supports a standardized look and feel.

## Get Started

For more information, refer to [Config System Properties](#) in *CPQ on Salesforce Summer 2019 Administrator Guide*.

## Data Model Changes

The following objects and fields are introduced to or changed in the system or data model in this release.

Object	Fields	Description	System/ User	New/ Changed
Adjustment Line Item				Changed
	Price Matrix	The ID of the adjustment matrix	User	New
	Price Matrix Entry	The ID of the adjustment matrix entry	User	New
Asset Line Item				Changed
	Current Contract Start Date	The start date of the current contract term as determined during a new sale or a renewal. Mid-term changes do not result in a change to this value.	User	New
	Current Contract Term	The term of the current contract period as determined during a new sale or a renewal. Mid-term changes do not result in a change to this value.	User	New
	Current Contract Unit Price	The value of the current contract unit price for the product or service determined for the current contract term during a new sale or a renewal. Mid-term changes do not result in a change to this value.	User	New
	Current Contract Value	The value of the current contract as determined for the current contract term during a new sale or a renewal. Mid-term changes do not result in a change to this value.	User	New
Asset Line Item History				Changed
	Current Contract Start Date	The start date of the current contract term as determined during a new sale or a renewal. Mid-term changes do not result in a change to this value.	User	New

Object	Fields	Description	System/ User	New/ Changed
	Current Contract Term	The term of the current contract period as determined during a new sale or a renewal. Mid-term changes do not result in a change to this value.	User	New
	Current Contract Unit Price	The value of the current contract unit price for the product or service determined for the current contract term during a new sale or a renewal. Mid-term changes do not result in a change to this value.	User	New
	Current Contract Value	The value of the current contract as determined for the current contract term during a new sale or a renewal. Mid-term changes do not result in a change to this value.	User	New
Incentive				Changed
	Product Group Scope	One or more product groups associated with the incentive	User	New
	Product Group Scope Oper	The product group scope operator	User	New
Legal Entity				Changed
	From Email Address	The optional Email address that will override the "Billing Org-Wide Email Address" when emailing Invoice and Credit Memo attachments.	User	New
Order				Changed
	Ready For Workflow	Indicates whether the order is ready for workflow execution	User	New
Order Workflow Rules				New
	Action	The action associated with the rule	User	New

Object	Fields	Description	System/ User	New/ Changed
	Description	The description for the rule	User	New
	Number of Entries	Indicates the number of entries associated with the order workflow rule	User	New
	Rulesets	ID of the associated ruleset	User	New
	Sequence	The rule evaluation sequence	User	New
Order Workflow Ruleset		The object represents a rule set that contains a set of rules to automate order workflow actions		New
	Active	Indicates whether the ruleset is active	User	New
	Business Context Type	The business context type for which workflow needs to be executed	User	New
	Criteria	The triggering criteria	User	New
	Description	The description of the ruleset	User	New
	Sequence	The rule set evaluation sequence	User	New
	Trigger Context Type	The trigger context type on which workflow will invoke	User	New
	Type	The type of workflow execution	User	New
Order Workflow Entry		The object represents a single entry in an order workflow rule		New
	Action	The action associated with the rule entry	User	New
	Action Input Spec	The action input specification	User	New
	Context Type	The context type associated with the rule entry	User	New
	Criteria	The rule entry criteria	User	New
	Rule	ID of the associated rule	User	New
	Sequence	The rule entry sequence	User	New



## Resolved Issues

The following table lists the issue resolved in this release.

Case Number	Apttus Internal ID	Description
NA	ASSETS-2461	Apttus CPQ did not enable you to create views on Asset Grid Page.
CAS-08512-X6C8L9	ASSETS-2547	Apttus CPQ displayed errors when you used the Renewal functionality. This happened when a large number of fields were defined in Config Asset Pricing Criteria Fields.
NA	ASSETS-2643	Apttus CPQ applied adjustment on the net price of the bundle and cascaded the adjustment amount to the options instead of applying the adjustment on the delta price. This happened when <b>Allocated Group Adjustment</b> was enabled.
NA	ASSETS-2644	Apttus CPQ did not display correct billing amount on the Asset Termination Page.
NA	ASSETS-2703	On the Asset Termination Page, Apttus CPQ did not validate the <b>Termination Date</b> based on custom logic that you defined.
NA	ASSETS-2704	Apttus CPQ did not enable you to control the fields to display on the Asset Termination Page.
NA	ASSETS-2732 / ASSETS-2739	Apttus CPQ did not display the net price of the current year asset on the Asset Termination page.
NA	ASSETS-2877	When you enabled Enable CartLocking for Concurrent Access in Config System Properties, Renewal Quote synchronization failed.
00205436	CPQ-12562	In Lightning Experience, when you cloned a quote, Apttus CPQ created multiple copies of that quote after you saved the quote the first time.
00218867	CPQ-32973	Apttus CPQ displayed an incorrect value in the <b>Base Cost</b> field when you defined multiple price list items.
CAS-02547-T1L2C0	CPQ-34610	When you clicked Price Break Down icon on the Cart page, Apttus CPQ displayed an error until you refreshed the browser. This happened when you configured a product for which <b>Dimension Type</b> was defined as <i>Cumulative Range</i> in Price Matrix.
NA	CPQ-34587	When you added a product that was hidden via a hide type exclusion constraint rule from the prompt of another inclusion constraint rule, Apttus CPQ made product was visible in the catalog again.
CAS-06091-R5Q0Z3	CPQ-35521	While you created incentives if you added a row to define filter criteria and click Closed without defining the criteria, Apttus CPQ displayed an error on the Cart page. This happened because Apttus CPQ saved the blank filter criteria and did not display any validation message.

Case Number	Apttus Internal ID	Description
NA	CPQ-35661	When you added a product to the cart multiple times, Apttus CPQ cumulated the quantity of all the line items to calculate the price. This happened if you defined <b>Dimension</b> as <i>Quantity</i> and <b>Dimension Value Type</b> as <i>Cumulative Range</i> in Price Matrix for that product.
CAS-06705-W6M4S4	CPQ-35687	When you added multiple promotions on the Cart Page, Apttus CPQ displayed errors. This happened because the promotions exceeded the size of the field.
NA	CPQ-35764	In Lightning Experience, when you clicked <b>Submit for Merge</b> on the Cart page to merge a collaboration request, Apttus CPQ displayed an error.
CAS-01087-V0B7F4 / CAS-06878-Z7C6T0 / CAS-07753-P9W9Q8	CPQ-33839 / CPQ-35827 / CPQ-36045	When you reconfigured a finalized configuration and changed a product attribute, Apttus CPQ did not update pricing fields on the Cart page such as <b>Selling Frequency</b> , <b>Selling Term</b> , and, <b>Base Cost</b> .
NA	CPQ-36052	Wh you defined Contract Pricing on the Quote with <b>Intent</b> as <i>Order</i> , Apttus CPQ overrode the <b>List Price</b> with <b>Contract Price</b> .
NA	CPQ-36156	When you executed Criteria Maintenance using <b>Update Constraint Fields</b> button, Apttus CPQ displayed an error
CAS-09342-Z2K5Z5	CPQ-36475	When you logged in as a community user and used <b>Classic Community</b> to create a quote, Apttus CPQ redirected you to <b>Lightning Community</b> .
NA	CPQ-36386	When you defined an expression, the operators "=" and "!" did not work for custom fields.
NA	CPQ-36488	When you created ramps on a line item after defining a lookup field on the Cart page, Apttus CPQ displayed an error. This happened you defined the lookup from line item object to a custom field in a custom object.
NA	CPQ-36625	In the Cart Grid, scroll bar was not working when Apttus CPQ displayed validation messages on the Cart page.
NA	CPQ-36761	Apttus CPQ displayed an error on the Cart page when you used space characters to separate values to define Custom Setting fields where multiple values were eligible.
NA	CPQ-36909	Apttus CPQ did not enable you to call Adjustment Spread Callback class from custom code.
NA	CPQ-36927	When you defined Contract Pricing on your Quote, <b>Based on Price List</b> functionality was not working.

Case Number	Apttus Internal ID	Description
CAS-11595-Q6P3H5	CPQ-37294	When you defined a large number of ramp lines for a line item on the Cart page and finalized the cart, Apttus CPQ displayed an error.
CAS-12731-Y2C6B6	CPQ-37458	Apttus CPQ did not allow you to apply a promotion multiple time if you applied that same promotion to one of the line items already.
NA	CPQ-37620	When you enabled <b>Hide Price Column</b> in Config Select Options Settings, Apttus CPQ did not allow you to select or clear selected options in a bundle on the Configuration page.
CAS-13626-B0V6X0	CPQ-37961	Apttus CPQ did not round up the prices on the Cart Page as only round down was available.
NA	CPQ-38030	Apttus CPQ did not display the menu to add Related Line Item for the auto-included options in a service bundle on the Configuration page.

The following table lists the known issues resolved from the previous release.

Apttus Internal ID	Description
CPQ-35405	When the Smart Search setting is active in the Config Setting, the catalog page did not display the <b>Refine Your Search</b> filter for Search Category Defaults <b>Top Categories</b> , <b>All Categories</b> , and <b>All Products</b> .
CPQ-37063	On the Cart page, Apttus CPQ displayed revalidation message even after you click <b>Revalidate</b> . This happened when the <b>Pricing Batch Size</b> is set to 1 in Config System Properties.
CPQ-37454	When you add an asset using <b>Add/Remove</b> button on the related line item pop-up after using Service Split, you face the following issues. <ul style="list-style-type: none"> <li>Apttus CPQ displays an incorrect quantity of the service bundle on the Service Cart page is displayed.</li> <li>Related line item pop-up is blank for the cloned service line.</li> </ul>
CPQ-37320	When you define <i>Nova</i> as <b>Cart Theme</b> and you add a product to the cart, Apttus CPQ disables all the buttons except <b>Abandon</b> in the action menu on the Catalog page.

## Known Issues

The following table provides the cumulative list of known issues up to this release.

Apttus Internal ID	Issue
ASSETS-2462	When you change the start date, Service cart has negative or positive delta pricing.
ASSETS-2722 / ASSETS-2724	When Asset Pricing Indicator is disabled, the default quantity is not retained on the service cart from the price list item for any Asset Based Ordering operations. However, Base is retained on the service cart for Change and Renew operations.  This functionality is not supported.
ASSETS-2574	Values are not proper for flat price incremented and merged lines on the user interface popup for the Projected Asset Value API.
ASSETS-1769	Asset Pricing does not work properly for Asset without attributes when asset pricing criteria have some attribute API defined for other assets.
ASSETS-1724	Config asset pricing criteria are not functioning on a single ramp renewed line (renew one ramp = true).
ASSETS-1636	After you have renewed an asset with a one-time primary line when you perform <b>Change: Config</b> action, an incorrect Delta Price and Net Price are calculated on the cart.
CPQ-37289	In Service CPQ flow, multiple price matrices are not supported.
CPQ-11829	If the option group is single-select and requires the selection (min:1, max:1), you cannot make it optional from the configuration page but can make it optional from the cart. You can notice the same behavior when options required by default.
CPQ-15170	When you add ramp with a price escalator, the added price ramp lines get the base price of previous ramp line rather than the latest one.
CPQ-33607	If you manually select mandatory options after deselecting them, Apttus CPQ displays an optional checkbox. Ideally, Apttus CPQ hides optional checkboxes for mandatory options.
CPQ-35115	When you search for a product in the cart grid that has more than 1 page, the cart does not display any result when the product is not on the same page. However, cart displays the search result when you navigate to the page where the product is listed.
CPQ-35448	In an Inclusion Prompt Constraint Rule, if the field <b>Match in Assets</b> is selected for the asset (bundle) in the Constraint Rule Action, when you add a Constraint Rule Condition bundle to the cart, ideally, the cart does not display inclusion prompt and the wrench icon beside the condition bundle. But, the wrench icon is displayed and because of this, you cannot finalize the cart.

Apttus Internal ID	Issue
CPQ-36216	<b>Reset</b> action in the Mass update pop-up in Config and Pricing cart is not functional when applied on date fields.
CPQ-36242	On the Cart Grid, Apttus CPQ does not display line items completely. This happens when you only have one line item in the cart and <b>Enable Contextual Totals</b> is selected in Config System Properties.
CPQ-36279	Drag and Drop actions on the line items are not functional in Config and Pricing Cart.
CPQ-36621	When you remove a price list associated with the catalog in CPQ Admin, Apttus CPQ displays an error.
CPQ-36655	On the Service Cart page, Apttus CPQ does not calculate correct <b>Weightage Amount</b> when <b>Weightage type</b> is <i>Percentage</i> .
CPQ-37247	When you renew service and add new equipment, Apttus CPQ displays 0 as <b>Weightage Amount</b> on the related line item pop-up.
CPQ-37249	In CPQ Admin, when you add a new field in <b>Product Field Weightage</b> in <b>Smart Search Setting</b> , Apttus CPQ selects the <b>Typeahead</b> checkbox by default if the checkbox is selected for any of the existing fields.
CPQ-37251	Unit Of Measure conversion is not working for Price Ramps.
CPQ-37257	In the Service CPQ flow, when you reconfigure a finalized service cart, Apttus CPQ does not display the info message regarding service products auto-included via an inclusion constraint rule.
CPQ-37233	Apttus CPQ does not disable the products that are already associated with the category from the all products list on the <b>Associated Product</b> section in Catalog.
CPQ-37445	Apttus CPQ does not update the price of an option when the price is based on an attribute value until you select another option.
CPQ-38216	<b>Refine Your Search</b> feature is not functional on the Cart page when you enable Smart Search.
CPQ-38224	When you copy a line item with a Base Price Override adjustment applied, Apttus CPQ copies the Base Price Override column value in the new line but did not show the adjustments.
CPQ-38524	Apttus CPQ displays Salesforce IDs of the location in the <b>Location</b> field instead of the names on the Catalog page.
CPQ-38612	In Service CPQ flow, when you configure a service bundle with default option after you added a standalone service product to the cart, Apttus CPQ does not re-direct you to the Configuration page.
CPQ-38641	When you enable <b>Disable Opportunity Products Copy</b> setting in <b>Proposal Setting</b> , Apttus CPQ still does not copy the product to the new quotes.

Apttus Internal ID	Issue
CPQ-38642	On the exclusion prompt to exclude options, when you select options and click <b>Remove Option</b> , Apttus CPQ does not remove the selected options from the exclusion prompt and displays an error on the configuration page. However, the selected options are cleared on the Configuration page. This happens when constraint rules are executed on the server-side
CPQ-38658	Apttus CPQ displays constraint rule prompt even after you add the replacement product after you perform <b>Change&gt; Split: Swap</b> action.
CPQ-38711	In Service CPQ flow, when you re-select an option in a service bundle on the Configuration page, Apttus CPQ does not allow you to go back to Cart page.

## Apttus Copyright Disclaimer

Copyright © 2020 Apttus Corporation (“Apttus”) and/or its affiliates. All rights reserved.

No part of this document, or any information linked to or referenced herein, may be reproduced, distributed, or transmitted in any form or by any means, including photocopying, recording, or other electronic or mechanical methods, without the prior written consent of Apttus. All information contained herein is subject to change without notice and is not warranted to be error free.

This document may describe certain features and functionality of software that Apttus makes available for use under a license agreement containing restrictions on use and disclosure and are protected by intellectual property laws. Except as expressly permitted in your license agreement or allowed by law, you may not, in any form, or by any means, use, copy, reproduce, translate, broadcast, modify, license, transmit, distribute, exhibit, perform, publish, or display any part of the software. Reverse engineering, disassembly, decompilation of, or the creation of derivative work(s) from, the software is strictly prohibited. Additionally, this document may contain descriptions of software modules that are optional and for which you may not have purchased a license. As a result, your specific software solution and/or implementation may differ from those described in this document.

**U.S. GOVERNMENT END USERS:** Apttus software, including any operating system(s), integrated software, any programs installed on the hardware, and/or documentation, delivered to U.S. Government end users are “commercial computer software” pursuant to the applicable Federal Acquisition Regulation and agency-specific supplemental regulations. As such, use, duplication, disclosure, modification, and adaptation of the programs, including any operating system, integrated software, any programs installed on the hardware, and/or documentation, shall be subject to license terms and license restrictions applicable to the programs. No other rights are granted to the U.S. Government.

Neither the software nor the documentation were developed or intended for use in any inherently dangerous applications, including applications that may create a risk of personal injury. If you use this software or hardware in dangerous applications, then you shall be responsible to take all appropriate fail-safe, backup, redundancy, and other measures to ensure its safe use. Apttus and its affiliates disclaim any liability for any damages caused by use of this software or hardware in dangerous applications.

Apttus and X-Author are registered trademarks of Apttus and/or its affiliates.

The documentation and/or software may provide links to Web sites and access to content, products, and services from third parties. Apttus is not responsible for the availability of, or any content provided by third parties. You bear all risks associated with the use of such content. If you choose to purchase any products or services from a third party, the relationship is directly between you and the third party. Apttus is not responsible for: (a) the quality of third-party products or services; or (b) fulfilling any of the terms of the agreement with the third party, including delivery of products or services and warranty obligations related to purchased products or services. Apttus is not responsible for any loss or damage of any sort that you may incur from dealing with any third party.

For additional resources and support, please visit <https://community.apttus.com>.

DOC ID: CPQSFSUM19RNREVA20200131