

**APTTUS<sup>®</sup>**

## CPQ on Salesforce Winter 2019 Patch 12 Release Notes

06/08/2020

# Table of Contents

About Release Notes.....	3
Packages .....	4
System Requirements and Supported Platforms .....	5
New Features .....	6
Enhancements.....	7
Data Model Changes.....	8
Resolved Issues .....	9
Known Issues .....	10
Apttus Copyright Disclaimer .....	12


## About Release Notes

Apttus Release Notes contain the following information about CPQ Winter 2019 Patch 12 Release on Salesforce.

For more information on new features, enhancements, and document improvements refer to

- [What's New](#) in *CPQ on Salesforce Winter 2019 User Guide* or
- [What's New](#) in *CPQ on Salesforce Winter 2019 Administrator Guide* or
- [What's New](#) in *CPQ on Salesforce Winter 2019 SOAP API Guide*

- [Packages](#): Lists packages that are required to upgrade to this release of the product
- [System Requirements and Supported Platforms](#): Lists requirements and recommendations for installing this release
- [New Features](#): Provides high-level descriptions of new features introduced in this release, with links to more detailed information
- [Enhancements](#): Provides high-level descriptions of enhancements to existing features
- [Data Model Changes](#): Lists changes to the data model
- [Resolved Issues](#): Lists customer-reported issues that are resolved in this release or known issues resolved from previous releases
- [Known Issues](#): Lists known issues that are applicable in this release

 This documentation may contain descriptions of software features that are optional and for which you may not have purchased a license. As a result, your specific software solution and/or implementation may differ from those described in this document. Please contact your CSM or AE for information on your specific features and licensing.



## Packages

The following packages and dependent packages are required to upgrade to this release to utilize all the new features of this release. These are the *minimum* required versions; later versions are also supported. Separate prerequisites for each feature can be found in the respective guides. The packages marked as **(New)** are new packages in this release.

Product	Latest Certified Version <i>(Version Name / Version Number)</i>
Apttus Approvals Management (Required if you are using Approvals)	10.2.0077   10.77
Apttus Configuration & Pricing <b>(New)</b>	11.2.1675.65   11.1675.65  Winter 2019 Patch 12
Apttus Contract Management	10.2.0491   10.491
Apttus Contract-Configuration Integration (Required if you are using CLM)	11.2.0123.11   11.123.11
Apttus CPQ API	11.2.0096.3   11.96.3
Apttus CPQ Admin (Required if you are using CPQ Admin Console)	11.2.45.2   11.45.2
Apttus CPQ Approvals Management (Required if you are using Approvals on CPQ objects)	10.1.0014   10.14
Apttus Order Management	1.0.0000   1.0
Apttus Promotion Management (Required if you are using Promotions)	1.0.0000   1.0
Apttus Proposal Management (Required if you are using Proposal Management)	9.2.0206.1   9.206.1
Apttus Quote/Proposal Approvals Management	6.5.0004   6.4
Apttus Quote/Proposal-Asset Integration	6.5.0014   6.14
Apttus Quote/Proposal-Contract Integration	8.2.0053.1   8.53.1
Apttus Quote/Proposal-Configuration Integration (Required if you are using CPQ and Proposal Management)	11.2.0312.8   11.312.8

## System Requirements and Supported Platforms

The following table lists the minimum requirements for installing and using CPQ on Salesforce.

System Requirement	Minimum Supported Version
Operating System	Standard <a href="#">Salesforce.com</a> requirements. See Salesforce <a href="#">PDF</a> .
Browser	<p>Apttus supports the following browsers:</p> <ul style="list-style-type: none"> <li>• Microsoft Edge</li> <li>• Google Chrome</li> </ul> <p>Apttus recommends the latest stable version of the browser for the best performance. Apttus also recommends its customers to use Microsoft Edge as the browser of choice when using the Angular versions of Apttus CPQ.</p> <div style="border: 1px solid #f0e68c; padding: 5px; margin-top: 10px;"> <p> Internet Explorer is not supported.</p> </div>
Microsoft Office	<ul style="list-style-type: none"> <li>• Microsoft Word 2007 with Service Pack 2 plus hotfix package 976477 (Word 2007 version number must be greater than 12.0.6520.4999)</li> <li>• Microsoft Word 2010 (32-bit &amp; 64-bit)</li> <li>• Microsoft Office 2019, 2016, 2013, and desktop version of Office 365</li> </ul> <div style="border: 1px solid #add8e6; padding: 5px; margin-top: 10px;"> <p> Apttus recommends the latest Microsoft Office Suite for the best performance.</p> </div>

### Upgrade Notes

For more information on the prerequisites and post-upgrade tasks, see [Upgrade Information](#) in *CPQ on Salesforce Winter 2019 Administrator Guide*.

## New Features

There are no new features in this release. Keep checking the [Apttus Documentation Portal](#) for new updates.

## Enhancements

There are no new enhancements in this release.

## Data Model Changes

There are no data model changes in this release for CPQ.



## Resolved Issues

The following table lists the issues resolved in this release.

Case Number	Apttus Internal ID	Description
00098905	CPQ-43692	When the action product of an auto-inclusion constraint rule was part of an option group with radio buttons, CPQ triggered the constraint rule once or twice only. When you deselected and selected the condition products more than twice or thrice, CPQ did not auto-select the action product.
00102051	CPQ-43677	Attribute Value Matrix rules were not working if you configured the product from the Mini Cart using the wrench icon.
00102184	CPQ-43676	CPQ included the default option and user-selected option in an option group, even though the value in the <b>Max Options</b> field was 1.
00101318	CPQ-43118	Attribute rules were not working if you clicked <b>Add to Cart</b> instead of <b>Configure</b> for bundle products.
00097315	CPQ-41600	Price Ramp was not visible on the View Cart page.

## Known Issues

The following table provides the cumulative list of known issues up to this release.

Apttus Internal ID	Description
ASSETS-1636	After you have renewed an asset with a one-time primary line when you perform <b>Change: Config</b> action, an incorrect Delta Price and Net Price are calculated on the cart.
ASSETS-1724	Config asset pricing criteria are not functioning on a single ramp renewed line (renew one ramp = true).
ASSETS-2574	Values are not proper for flat price incremented and merged lines on the user interface popup for the Projected Asset Value API.
ASSETS-2970	CPQ does not cascade the option quantity during split actions to the options on the Cart page.
ASSETS-3054	On Confirm Termination page, Apttus CPQ does not display the correct value in <b>Billing Difference</b> fields. However, the difference is calculated correctly after the termination
CPQ-11829	If the option group is single-select and requires the selection (min:1, max:1), you cannot make it optional from the configuration page but can make it optional from the cart. You can notice the same behavior when options required by default.
CPQ-37247	When you renew service and add new equipment, Apttus CPQ displays 0 as <b>Weightage Amount</b> on the related line item pop-up.
CPQ-37251	Unit Of Measure conversion is not working for Price Ramps.
CPQ-37257	In the Service CPQ flow, when you reconfigure a finalized service cart, Apttus CPQ does not display the info message regarding service products auto-included via an inclusion constraint rule.
CPQ-37233	Apttus CPQ does not disable the products that are already associated with the category from the all products list on the <b>Associated Product</b> section in Catalog.
CPQ-37445	Apttus CPQ does not update the price of an option when the price is based on an attribute value until you select another option.
CPQ-38515	If the options in a sub-bundle are auto-included based on the value of an attribute using the inclusion type constraint rule, Apttus CPQ does not remove the options from the sub-bundle when you change the value of the attribute and constraint condition is no longer valid. This happens when <b>Is Bundle Context</b> is selected.

Apttus Internal ID	Description
CPQ-38642	On the exclusion prompt to exclude options, when you select options and click <b>Remove Option</b> , Apttus CPQ does not remove the selected options from the exclusion prompt and displays an error on the configuration page. However, the selected options are cleared on the Configuration page. This happens when constraint rules are executed on the server-side.
CPQ-39427	When you define <b>Min/Max Applies To field</b> as <i>Base Price</i> , Apttus CPQ restricts the net adjustment instead of the Base Price.
CPQ-39362	In Client-Side Constraint Rule, only one condition statement with product scope is supported on the client-side when you enabled <b>Repeat Inclusion</b> in Match in Condition.
CPQ-39699	When you select <b>Enable Auto Reprice</b> in Config System Properties, you are unable to apply <b>% Discount Effective</b> , <b>% Markup Effective</b> , and <b>Price Factor Effective</b> adjustments on totals on the Cart page.
CPQ-39772	Apttus CPQ does not execute constraint rules properly when <b>Is Bundle Context</b> is selected and the bundle and its sub-bundle have the same options.
CPQ-39900	If the options in a sub-bundle are disabled based on the selection of another option using the exclusion type constraint rule, Apttus CPQ does not enable the options when the condition is no longer valid. This happens when <b>Is Bundle Context</b> is selected.
CPQ-40101	Min/Max adjustment fields are not available on the CPQ Admin user interface.
CPQ-40128	Apttus CPQ does not reprice the cart after the inclusion type constraint rule is deactivated and the auto-included products are removed from the cart. You are able to finalize the cart with an incorrect price.
CPQ-40173	<b>Match in Cart Options</b> for exclusion type constraint rules are not working on the server-side.
CPQ-40238	When you add a product again in the inclusion prompt after removing it once and if the product belonged in a Product Group, Apttus CPQ does not allow you to finalize the cart.
CPQ-40244	When you clone a quote using the <b>Clone (with Line Item)</b> button right after you finalize the cart, the newly cloned quote page does not load.  <b>Workaround:</b> In buttons like <b>Configure Products</b> and <b>Clone(with Line Items)</b> , add a validation check in the formula of the buttons to disable or hide these buttons till the <b>IsTaskPending</b> flag is set to false.
CPQ-43527	After re-validation, CPQ does not remove a deactivated option product from the Cart.

## Apttus Copyright Disclaimer

Copyright © 2020 Apttus Corporation (“Apttus”) and/or its affiliates. All rights reserved.

No part of this document, or any information linked to or referenced herein, may be reproduced, distributed, or transmitted in any form or by any means, including photocopying, recording, or other electronic or mechanical methods, without the prior written consent of Apttus. All information contained herein is subject to change without notice and is not warranted to be error free.

This document may describe certain features and functionality of software that Apttus makes available for use under a license agreement containing restrictions on use and disclosure and are protected by intellectual property laws. Except as expressly permitted in your license agreement or allowed by law, you may not, in any form, or by any means, use, copy, reproduce, translate, broadcast, modify, license, transmit, distribute, exhibit, perform, publish, or display any part of the software. Reverse engineering, disassembly, decompilation of, or the creation of derivative work(s) from, the software is strictly prohibited. Additionally, this document may contain descriptions of software modules that are optional and for which you may not have purchased a license. As a result, your specific software solution and/or implementation may differ from those described in this document.

**U.S. GOVERNMENT END USERS:** Apttus software, including any operating system(s), integrated software, any programs installed on the hardware, and/or documentation, delivered to U.S. Government end users are “commercial computer software” pursuant to the applicable Federal Acquisition Regulation and agency-specific supplemental regulations. As such, use, duplication, disclosure, modification, and adaptation of the programs, including any operating system, integrated software, any programs installed on the hardware, and/or documentation, shall be subject to license terms and license restrictions applicable to the programs. No other rights are granted to the U.S. Government.

Neither the software nor the documentation were developed or intended for use in any inherently dangerous applications, including applications that may create a risk of personal injury. If you use this software or hardware in dangerous applications, then you shall be responsible to take all appropriate fail-safe, backup, redundancy, and other measures to ensure its safe use. Apttus and its affiliates disclaim any liability for any damages caused by use of this software or hardware in dangerous applications.

Apttus and X-Author are registered trademarks of Apttus and/or its affiliates.

The documentation and/or software may provide links to Web sites and access to content, products, and services from third parties. Apttus is not responsible for the availability of, or any content provided by third parties. You bear all risks associated with the use of such content. If you choose to purchase any products or services from a third party, the relationship is directly between you and the third party. Apttus is not responsible for: (a) the quality of third-party products or services; or (b) fulfilling any of the terms of the agreement with the third party, including delivery of products or services and warranty obligations related to purchased products or services. Apttus is not responsible for any loss or damage of any sort that you may incur from dealing with any third party.

For additional resources and support, please visit <https://community.apttus.com>.

DOC ID: CPQSFWIN19P12RN20200608