

**APTTUS<sup>®</sup>**

## **CPQ on Salesforce Spring 2019 Release Notes**

04/04/2019

# Table of Contents

Links in this Document .....	3
About Release Notes .....	4
Packages .....	5
System Requirements and Supported Platforms .....	6
New Features .....	7
Ability to Split an Asset Line Item .....	7
Ability to Search Options and Attributes on Configuration Page.....	7
Ability to Add Products to Existing Collaboration Request.....	7
Enhancements .....	8
Ability to Hide Child Cost Types in Price Waterfall .....	8
Ability to Search a Product by Name or Code (Promotions).....	8
Updated Billing Schedules Post Increment.....	8
Ability to Show Original Asset Start Date after Terminating an Asset .....	9
Ability to Replace a Collaborated Product.....	9
Automatic Deletion Updates in Collaboration Request .....	9
Revoked the Requirement of Modify All Access Permission.....	9
Support for Match in Location in CSCR .....	10
Auto-included Products Saved in Favorite Configuration .....	10
Message Display on Bundle Structure Change .....	10
Changes to Shared Option Group Reflect in Associated Bundle .....	10
Data Model Changes .....	11
Resolved Issues .....	12
Known Issues .....	14
Apttus Copyright Disclaimer .....	17

## Links in this Document

To access the content provided by external links in this document you must be logged into the Apttus Community Portal. If you encounter a Salesforce login page, enter your Apttus Community login and password. For assistance with your Community credentials, please contact Apttus Support.


## About Release Notes

Apttus Release Notes contain the following information about CPQ Spring 2019 Release on Salesforce.

For more information on new features, enhancements, and document improvements refer to

- [What's New](#) in *CPQ on Salesforce Spring 2019 User Guide* or
- [What's New](#) in *CPQ on Salesforce Spring 2019 Administrator Guide* or
- [What's New](#) in *CPQ on Salesforce Spring 2019 SOAP API Guide*

- [Packages](#): Lists packages that are required to upgrade to this release of the product
- [System Requirements and Supported Platforms](#): Lists requirements and recommendations for installing this release
- [New Features](#): Provides high-level descriptions of new features introduced in this release, with links to more detailed information
- [Enhancements](#): Provides high-level descriptions of enhancements to existing features
- [Data Model Changes](#): Lists changes to the data model
- [Resolved Issues](#): Lists customer-reported issues that are resolved in this release or known issues resolved from previous releases
- [Known Issues](#): Lists known issues that are applicable in this release

 This documentation may contain descriptions of software features that are optional and for which you may not have purchased a license. As a result, your specific software solution and/or implementation may differ from those described in this document. Please contact your CSM or AE for information on your specific features and licensing.



## Packages

The following packages and dependent packages are required to upgrade to this release to utilize all the new features of this release. These are the *minimum* required versions; later versions are also supported. Separate prerequisites for each feature can be found in the respective guides. The packages marked as **(New)** are new packages in this release.

Product	Latest Certified Version (Version Name / Version Number)
Apttus Approvals Management <b>(New)</b> (Required if you are using Approvals)	9.0.0015   9.15
Apttus Configuration & Pricing <b>(New)</b>	11.0.1552   11.1552 Spring 2019
Apttus Contract Management <b>(New)</b>	9.3.0432   9.432
Apttus Contract-Configuration Integration <b>(New)</b> (Required if you are using CLM)	11.0.0120   11.120
Apttus CPQ API <b>(New)</b>	11.0.0091   10.91
Apttus CPQ Admin <b>(New)</b> (Required if you are using CPQ Admin Console)	11.30   11.30
Apttus CPQ Approvals Management (Required if you are using Approvals on CPQ objects)	9.0.0000   9.0
Apttus Order Management	1.0.0000   1.0
Apttus Promotion Management (Required if you are using Promotions)	1.0.0000   1.0
Apttus Proposal Management <b>(New)</b> (Required if you are using Proposal Management)	9.0.0187   9.187
Apttus Quote/Proposal Approvals Management	6.5.0004   6.4
Apttus Quote/Proposal-Asset Integration	6.5.0014   6.14
Apttus Quote/Proposal-Contract Integration	8.1.0052   8.52
Apttus Quote/Proposal-Configuration Integration <b>(New)</b> (Required if you are using CPQ and Proposal Management)	11.0.0288   11.288

## System Requirements and Supported Platforms

The following table lists the minimum requirements for installing and using CPQ on Salesforce.

System Requirement	Minimum Supported Version
Operating System	Standard <a href="#">Salesforce.com</a> requirements. See Salesforce <a href="#">PDF</a> .
Browser	<p>Apttus supports the following browsers:</p> <ul style="list-style-type: none"> <li>• Microsoft Edge</li> <li>• Google Chrome</li> </ul> <p>Apttus recommends the latest stable version of the browser for the best performance. Apttus also recommends its customers to use Microsoft Edge as the browser of choice when using the Angular versions of Apttus CPQ.</p> <div style="border: 1px solid #ffc107; padding: 5px; margin-top: 10px;"> <p> Internet Explorer is not supported.</p> </div>
Microsoft Office	<ul style="list-style-type: none"> <li>• Microsoft Word 2007 with Service Pack 2 plus hotfix package 976477 (Word 2007 version number must be greater than 12.0.6520.4999)</li> <li>• Microsoft Word 2010 (32-bit &amp; 64-bit)</li> <li>• Microsoft Office 2019, 2016, 2013, and desktop version of Office 365</li> </ul> <div style="border: 1px solid #6c757d; padding: 5px; margin-top: 10px;"> <p> Apttus recommends the latest Microsoft Office Suite for the best performance.</p> </div>

### Upgrade Notes

For more information on the prerequisites and post-upgrade tasks, see [Upgrade Information](#) in *CPQ on Salesforce Spring 2019 Administrator Guide*.

After upgrading to this release, it is recommended that you create custom labels for any custom actions; otherwise, buttons will not display on the cart.

# New Features

The following features are new to CPQ in this release.

- [Ability to Split an Asset Line Item](#)
- [Ability to Search Options and Attributes on Configuration Page](#)
- [Ability to Add Products to Existing Collaboration Request](#)

## Ability to Split an Asset Line Item

In this release, Apttus CPQ enables you to divide an existing asset into multiple split lines to negotiate an upsell quote with customers. On each split line of the asset, you can perform various asset-based actions such as, split and swap, and split and renew.

### Get Started

For more information, refer to [Splitting an Asset](#) in *CPQ on Salesforce Spring 2019 User Guide* and [Configuring Installed Products Settings](#) in *CPQ on Salesforce Spring 2019 Administrator Guide*.

## Ability to Search Options and Attributes on Configuration Page

In this release, Apttus CPQ enables you to search for options and attribute on the configuration page. Enter a keyword related to the product in the search box next to the bundle name, and the result is highlighted one by one on the Configuration page. Navigate between the results using **Next** and **Previous** button or press *Enter*.

### Get Started

For more information, refer to [Configuring a Product from the Catalog](#) in *CPQ on Salesforce Spring 2019 User Guide*.

## Ability to Add Products to Existing Collaboration Request

In this release, Apttus CPQ enables you to add products to an existing collaboration request using a global method.

## Enhancements

The following section describes existing features that are changed (or are no longer supported) in this release.

- [Ability to Hide Child Cost Types in Price Waterfall](#)
- [Ability to Search a Product by Name or Code \(Promotions\)](#)
- [Updated Billing Schedules Post Increment](#)
- [Ability to Show Original Asset Start Date after Terminating an Asset](#)
- [Ability to Replace a Collaborated Product](#)
- [Automatic Deletion Updates in Collaboration Request](#)
- [Revoked the Requirement of Modify All Access Permission](#)
- [Support for Match in Location in CSCR](#)
- [Auto-included Products Saved in Favorite Configuration](#)
- [Message Display on Bundle Structure Change](#)
- [Changes to Shared Option Group Reflect in Associated Bundle](#)

### Ability to Hide Child Cost Types in Price Waterfall

In this release, Apttus CPQ enables you to hide a cost category and its children from being displayed on the Analyze Quote page.

#### Get Started

For more information, refer to [Defining a Cost Model](#) in *CPQ on Salesforce Spring 2019 User Guide*.

### Ability to Search a Product by Name or Code (Promotions)

In this release, Apttus CPQ enables you to search a product by its name or code while defining the scope of a promotion.

#### Get Started

For more information, refer to [Defining the Scope of a Promotion](#) in *CPQ on Salesforce Spring 2019 Administrator Guide*.

### Updated Billing Schedules Post Increment

In this release, Apttus CPQ updates the billing schedules for incremented assets.

#### Get Started

For more information, refer to [Billing Schedules for Incremented Assets](#) in *CPQ on Salesforce Spring 2019 User Guide*.



## Ability to Show Original Asset Start Date after Terminating an Asset

In this release, Apttus displays the original start date of the asset on the input gathering screen for termination.

### Get Started

For more information, refer to [Terminating an Asset](#) in *CPQ on Salesforce Spring 2019 User Guide*.

## Ability to Replace a Collaborated Product

In this release, Apttus CPQ enables collaborator to replace a product for which the collaboration request was initiated. Now, if the collaborator replaces a collaborated product, separate line items for replaced or newly added products are created on the parent and the child carts. The Sales rep is notified of the changes the collaborated submit. Once the Sales rep merges the configuration, the changes are reflected in both the carts.

### Get Started

For more information, refer to [Working on the Configuration Request](#) in *CPQ on Salesforce Spring 2019 User Guide*.

## Automatic Deletion Updates in Collaboration Request

In this release, Apttus CPQ automatically updates the child cart after the Sales rep deletes a product from the parent cart.

### Get Started

For more information, refer to [Merging the configurations in the parent cart](#) in *CPQ on Salesforce Spring 2019 User Guide*.

## Revoked the Requirement of Modify All Access Permission

In this release, Apttus CPQ gives the administrator the ability to define access permission to enable cancel, delete and abandon actions for a Sales rep on a collaboration request without enabling **Modify All** access permission. This also controls the impact of the Sales rep actions on the collaboration request. Specifically the impact of canceling the collaboration request, deleting the collaborated product and abandoning the cart.

### Get Started

For more information, refer to [Enabling Quote Collaboration in your org](#) in *CPQ on Salesforce Spring 2019 Administrator Guide*.

## Support for Match in Location in CSCR

In this release, Apttus CPQ supports location-based matching in Client Side Constraint Rules. Now, location can be used as a factor when firing rules for products. Also, Apttus CPQ associates the location of the condition product with the auto-included product when you use locations to search for products on the Catalog page.

### Get Started

For more information, refer to [Searching a Product from the Catalog](#) in *CPQ on Salesforce Spring 2019 User Guide*.

## Auto-included Products Saved in Favorite Configuration

In this release, Apttus CPQ saves the auto-included products as well along with all the products when you save any configuration as favorite.

### Get Started

For more information, refer to in [Favorite Configurations on the Cart](#) *CPQ on Salesforce Spring 2019 User Guide*.

## Message Display on Bundle Structure Change

In this release, Apttus CPQ displays a message to run a Bundle Maintenance Batch Job after you change the bundle structure. Bundle Structure changes include changes in options or option groups.

### Get Started

For more information, refer to [Associating Options to Bundles](#) in *CPQ on Salesforce Spring 2019 Administrator Guide*.

## Changes to Shared Option Group Reflect in Associated Bundle

In this release, Apttus CPQ updates all the bundle structures associated with a shared option group automatically when you modify the shared option group.

### Get Started

For more information, refer to [Creating Option Group](#) in *CPQ on Salesforce Spring 2019 Administrator Guide*.

## Data Model Changes

The following objects and fields are introduced to or changed in the system or data model in this release.

Object	Fields	Description	System/ User	New/ Changed
Cost Type				Changed
	Hide Child Cost Types in Price Waterfall	Indicates whether child cost types should be hidden in the price waterfall	User	New

## Resolved Issues

The following table lists the issues resolved in this release.

Case Number	Apttus Internal ID	Description
N/A	ASSETS-2295/ ASSETS-2480	When you applied swap on an asset line item on the Installed Product page, Apttus CPQ did not display the currency based on the currency defined for the company on the Swap page.
N/A	ASSETS-2655	When you terminated an asset line item after renewal, Apttus CPQ displayed the incorrect value in the <b>Total Billed Amount</b> column.
N/A	ASSETS-2705 / ASSETS-2706	When you added an incremental asset with different end date as the asset, Apttus CPQ did not update the <b>Total Qty</b> and <b>Asset Qty</b> for the asset line item.
00208440	CPQ-11382	Apttus CPQ did not allow you to hide cost categories and its children on the Analyse Quote page.
00212136	CPQ-13516	Apttus CPQ did not allow you to replace the collaborated product in collaboration request.
ER15	CPQ-35170	Apttus CPQ did not allow you to cancel a collaboration request, abandon the cart and delete the line item when <b>Modify All</b> access permission was not defined for your profile.
N/A	CPQ-35505	When you disassociated an option group from a bundle structure, Apttus CPQ lost the association of all the options with that option group.
CAS-07336- J4V0T9	CPQ-35830	When you clicked <b>Present</b> and selected a file to attach in the email to present the quote, Apttus CPQ did not display the attached file in the <b>Attachment Section</b> .
CAS-07403- C6F4S6	CPQ-35914	When you modified or deleted a cart view on the Cart Grid, Apttus CPQ deleted all the views with names starting with the same name as the view you modified or deleted.
N/A	CPQ-35932	When you added bundles to Apttus CPQ using an API sub-bundles associated with the bundles.
N/A	CPQ-35996	Apttus CPQ did not apply Price Ruleset on options in a bundle when the number of option in that bundle exceeded the size you defined in <b>Options Pricing Chunk Size</b> . You did not see an error message and you were able to finalize the cart with incorrect prices.

Case Number	Apttus Internal ID	Description
CAS-07967-H4Q3P9	CPQ-36033	When a location was defined for a product or you selected a location on the Catalog page and you added the product to the cart, Apttus CPQ did not associate the same location to products auto-included via a constraint rule.
N/A	CPQ-36238	Apttus CPQ did not update the child cart when you deleted any product in parent cart in a completed collaboration request.
N/A	CPQ-36305	When you saved a configuration as the favorite on the Cart page, Apttus CPQ did not save the auto-included products.
N/A	CPQ-36665	When you changed a shared option group, Apttus CPQ did not update the changes for the bundles associated with that shared option group.
N/A	CPQ-36948	When you defined <b>Based on Price List</b> with currency conversion and <b>Contract Price</b> for a product, Apttus CPQ incorrectly applied currency conversion on the price of that product.
CAS-11407-N4W3P5	CPQ-37066	On the Cart page in the Lightning mode, Horizontal scroll bars was not visible.
CAS-11228-D3V8Q4	CPQ-37075	On the Cart Grid when you minimized the browser, scroll bars were not working.
CAS-12499-J5Y0B0	CPQ-37395	When you clicked <b>Click Here To View The File</b> button after generating the document on the proposal, Apttus CPQ displayed an error.

The following table lists the known issues resolved from the previous release.

Apttus Internal ID	Description
ASSETS-2591	On the Renewal Quote, Apttus CPQ displayed incorrect quantity for existing Assets Line.
ASSETS-2507	When you defined the Config Asset Pricing Default setting to override a specific line status, Apttus CPQ overrode all line statuses.
CPQ-35401	When you clicked <b>Generate</b> to create a proposal document, the <b>Preview</b> section did not load the generated document when the <b>Enable File</b> field in Proposal System Properties is selected.
CPQ-36030	When the product that needed approval was deleted from the cart, the <b>Finalize</b> button was not enabled and the <b>Submit for Approval</b> button was not disabled.
CPQ-36301	In Angular Cart, you are only allowed to perform the Delete action when you select a line item that is being submitted to the collaborator. This happens when the cart is displayed in the grouped mode.

## Known Issues

The following table provides the cumulative list of known issues up to this release.

Apttus Internal ID	Issue
ASSETS-2722 /ASSETS-2724	<p>When Asset Pricing Indicator is disabled, the default quantity is not retained on the service cart from the price list item for any Asset Based Ordering operations. However, Base is retained on the service cart for Change and Renew operations.</p> <p>This functionality is not supported.</p>
ASSETS-2574	<p>Values are not proper for flat price incremented and merged lines on the user interface popup for the Projected Asset Value API.</p>
ASSETS-1769	<p>Asset Pricing does not work properly for Asset without attributes when asset pricing criteria have some attribute API defined for other assets.</p>
ASSETS-1724	<p>Config asset pricing criteria are not functioning on a single ramp renewed line (renew one ramp = true).</p>
ASSETS-1636	<p>After you have renewed an asset with a one-time primary line when you perform <b>Change: Config</b> action, an incorrect Delta Price and Net Price are calculated on the cart.</p>
CPQ-11829	<p>If the option group is single-select and requires the selection (min:1, max:1), you cannot make it optional from the configuration page but can make it optional from the cart. You can notice the same behavior when options required by default.</p>
CPQ-15170	<p>When you add ramp with a price escalator, the added price ramp lines get the base price of previous ramp line rather than the latest one.</p>
CPQ-33607	<p>If you manually select mandatory options after deselecting them, Apttus CPQ displays an optional checkbox. Ideally, Apttus CPQ hides optional checkboxes for mandatory options.</p>
CPQ-35115	<p>When you search for a product in the cart grid that has more than 1 page, the cart does not display any result when the product is not on the same page. However, cart displays the search result when you navigate to the page where the product is listed.</p>
CPQ-35405	<p>When the Smart Search setting is active in the Config Setting, the catalog page does not display the <b>Refine Your Search</b> filter for Search Category Defaults <b>Top Categories</b>, <b>All Categories</b>, and <b>All Products</b>.</p>
CPQ-35448	<p>In an Inclusion Prompt Constraint Rule, if the field <b>Match in Assets</b> is selected for the asset (bundle) in the Constraint Rule Action, when you add a Constraint Rule Condition bundle to the cart, ideally the cart does not display inclusion prompt and the wrench icon beside the condition bundle. But, the wrench icon is displayed and because of this, you cannot finalize the cart.</p>

Apttus Internal ID	Issue
CPQ-36216	<b>Reset</b> action in the Mass update pop-up in Config and Pricing cart is not functional when applied on date fields.
CPQ-36242	On the Cart Grid, Apttus CPQ does not display line items completely. This happens when you only have one line item in the cart and <b>Enable Contextual Totals</b> is selected in Config System Properties.
CPQ-36279	Drag and Drop actions on the line items are not functional in Config and Pricing Cart.
CPQ-36621	When you remove a price list associated to the catalog in CPQ Admin, Apttus CPQ displays an error.
CPQ-36655	On the Service Cart page, Apttus CPQ does not calculate correct <b>Weightage Amount</b> when <b>Weightage type</b> is <i>Percentage</i> .
CPQ-37111	After you add assets using <b>Add/Remove at all levels</b> button and the <b>Weightage Type</b> is <i>Percentage</i> , Apttus CPQ does not calculate <b>Weightage Amount</b> on the related line item pop-up.
CPQ-37247	When you renew service and add new equipment, Apttus CPQ displays 0 as <b>Weightage Amount</b> on the related line item pop-up.
CPQ-37249	In CPQ Admin, when you add a new field in <b>Product Field Weightage</b> in <b>Smart Search Setting</b> , Apttus CPQ selects the <b>Typeahead</b> checkbox by default if the checkbox is selected for any of the existing field.
CPQ-37251	Unit Of Measure conversion is not working for Price Ramps.
CPQ-37257	In the Service CPQ flow, when you reconfigure a finalized service cart, Apttus CPQ does not display the info message regarding service products auto-included via an inclusion constraint rule.
CPQ-37233	Apttus CPQ does not disable the products that are already associated with the category from the all products list on the <b>Associated Product</b> section in Catalog.
CPQ-37271 / CPQ-37454	<p>When you add an asset using <b>Add/Remove</b> button on the related line item pop-up after using Service Split, you face the following issues.</p> <ul style="list-style-type: none"> <li>• Apttus CPQ displays an incorrect quantity of the service bundle on the Service Cart page is displayed.</li> <li>• Apttus CPQ divides <b>Weightage Amount</b> equally when <b>Weightage type</b> is <i>Percentage</i>.</li> <li>• Related line item pop-up is blank for the cloned service line.</li> </ul>
CPQ-37289	In Service CPQ flow, Apttus CPQ does not support multiple matrices for a price list item.
CPQ-37320	When you define <i>Nova</i> as <b>Cart Theme</b> and you add a product to the cart, Apttus CPQ disables all the buttons except <b>Abandon</b> in the action menu on the Catalog page.

<b>Apttus Internal ID</b>	<b>Issue</b>
CPQ-37373	In Cart Grid, when <b>Allow User Override</b> is disabled promotions are not displayed in apply promotion pop-up.
CPQ-37445	Apttus CPQ does not update the price of an option when the price is based on an attribute value until you select another option.
CPQ-37455	Apttus CPQ does not display products in Service Catalog when you define <b>Search Filter CPQ</b> .



## Apttus Copyright Disclaimer

Copyright © 2019 Apttus Corporation (“Apttus”) and/or its affiliates. All rights reserved.

No part of this document, or any information linked to or referenced herein, may be reproduced, distributed, or transmitted in any form or by any means, including photocopying, recording, or other electronic or mechanical methods, without the prior written consent of Apttus. All information contained herein is subject to change without notice and is not warranted to be error free.

This document may describe certain features and functionality of software that Apttus makes available for use under a license agreement containing restrictions on use and disclosure and are protected by intellectual property laws. Except as expressly permitted in your license agreement or allowed by law, you may not, in any form, or by any means, use, copy, reproduce, translate, broadcast, modify, license, transmit, distribute, exhibit, perform, publish, or display any part of the software. Reverse engineering, disassembly, decompilation of, or the creation of derivative work(s) from, the software is strictly prohibited. Additionally, this document may contain descriptions of software modules that are optional and for which you may not have purchased a license. As a result, your specific software solution and/or implementation may differ from those described in this document.

**U.S. GOVERNMENT END USERS:** Apttus software, including any operating system(s), integrated software, any programs installed on the hardware, and/or documentation, delivered to U.S. Government end users are “commercial computer software” pursuant to the applicable Federal Acquisition Regulation and agency-specific supplemental regulations. As such, use, duplication, disclosure, modification, and adaptation of the programs, including any operating system, integrated software, any programs installed on the hardware, and/or documentation, shall be subject to license terms and license restrictions applicable to the programs. No other rights are granted to the U.S. Government.

Neither the software nor the documentation were developed or intended for use in any inherently dangerous applications, including applications that may create a risk of personal injury. If you use this software or hardware in dangerous applications, then you shall be responsible to take all appropriate fail-safe, backup, redundancy, and other measures to ensure its safe use. Apttus and its affiliates disclaim any liability for any damages caused by use of this software or hardware in dangerous applications.

Apttus and X-Author are registered trademarks of Apttus and/or its affiliates.

The documentation and/or software may provide links to Web sites and access to content, products, and services from third parties. Apttus is not responsible for the availability of, or any content provided by third parties. You bear all risks associated with the use of such content. If you choose to purchase any products or services from a third party, the relationship is directly between you and the third party. Apttus is not responsible for: (a) the quality of third-party products or services; or (b) fulfilling any of the terms of the agreement with the third party, including delivery of products or services and warranty obligations related to purchased products or services. Apttus is not responsible for any loss or damage of any sort that you may incur from dealing with any third party.

For additional resources and support, please visit <https://community.apttus.com>.

DOC ID: CPQSFSPR19RN20190404