

**APTTUS<sup>®</sup>**

## **CPQ on Salesforce Summer 2018 Patch 17 Release Notes**

08/06/2019


# Table of Contents

About Release Notes.....	3
Packages .....	4
System Requirements and Supported Platforms.....	5
New Features .....	6
Enhancements.....	7
Resolved Issues .....	8
Known Issues.....	9
Apttus Copyright Disclaimer .....	11

## About Release Notes

Apttus Release Notes contain the following information about this release:

- **Packages:** A list of packages that are required to upgrade to this release
- **System Requirements and Supported Platforms:** Requirements and recommendations for installing this release
- **New Features:** Provides high-level descriptions of new features introduced in this release, with links to more detailed information
- **Enhancements:** Provides high-level descriptions of enhancements to existing features
- **Resolved Issues:** Lists the customer-reported issues that are resolved in this release or the known issues resolved from previous releases
- **Known Issues:** Lists the known issues that are applicable in this release of the product

 This documentation may contain descriptions of software features that are optional and for which you may not have purchased a license. As a result, your specific software solution and/or implementation may differ from those described in this document. Please contact your CSM or AE for information on your specific features and licensing.

## Packages

The following packages and dependent packages are required to upgrade to this release to utilize all the new features of this release. These are the *minimum* required versions; later versions are also supported. Separate prerequisites per feature can be found in the respective guides. The packages marked as **(New)** are new packages in this release.

Product	Latest Certified Version Number
Apttus Approvals Management (Required if you are using Approvals)	9.0.0004 (9.4)
Apttus Configuration & Pricing <b>(New)</b>	10.7.1468.88 (10.1468.88) Summer 2018 Patch 17
Apttus Contract Management	9.2.0410 (9.410)
Apttus Contract-Configuration Integration (Required if you are using CLM)	10.2.0111.1 (10.111.1)
Apttus CPQ API	10.1.0087 (10.87)
Apttus CPQ Admin (Required if you are using CPQ Admin Console)	5.9.5
Apttus CPQ Approvals Management (Required if you are using Approvals on CPQ objects)	9.0.0000 (9.0)
Apttus Order Management	1.0.0000 (1.0)
Apttus Promotion Management (Required if you are using Promotions)	1.0.0000 (1.0)
Apttus Proposal Management <b>(New)</b> (Required if you are using Proposal Management)	8.5.0177.6 (8.177.6)
Apttus Quote/Proposal Approvals Management	6.5.0004 (6.4)
Apttus Quote/Proposal-Asset Integration	6.5.0014 (6.14)
Apttus Quote/Proposal-Contract Integration	8.1.0052 (8.52)
Apttus Quote/Proposal-Configuration Integration (Required if you are using CPQ and Proposal Management)	10.3.0273 (10.273)

## System Requirements and Supported Platforms


The following table lists the minimum requirements for installing and using CPQ.

System Requirements	
Item	Requirement
Operating System	Standard <a href="#">Salesforce.com</a> requirements. See <a href="#">Salesforce PDF</a> .
Browser	<p>Apttus supports the following browsers:</p> <ul style="list-style-type: none"> <li>• Microsoft Edge</li> <li>• Google Chrome</li> </ul> <p>Apttus recommends its customers to use “Edge” as the Microsoft browser of choice when using the angular versions of Apttus CPQ.</p> <p><b>Note:</b> Internet Explorer is not supported.</p>
Microsoft Office	<ul style="list-style-type: none"> <li>• Microsoft Word 2007 with Service Pack 2 plus hotfix package 976477 (Word 2007 version number must be greater than 12.0.6520.4999)</li> <li>• Microsoft Word 2010 (32-bit &amp; 64-bit)</li> </ul> <p>Apttus recommends the latest Microsoft Office Suite for the best performance.</p>

### Upgrade Notes

After upgrading CPQ to this release, it is recommended that you create custom labels for any custom actions; otherwise, buttons will not display on the cart.

For more information on tasks to be performed before and after the upgrade, see [Upgrade Information](#) in the *CPQ on Salesforce Administrator Guide*.

 You will observe delay up to six seconds in the execution of the rule that has a min=0 condition defined on it.

## **New Features**

This release does not have any new features.

## Enhancements

This release does not have any new enhancements.

## Resolved Issues



The following table represents the issue resolved in this release.



Case Number	Apttus Internal ID	Description
CAS-06711-V6X1J3	CPQ-37619	When creating a new agreement from the quote, the resultant page displayed a spinner and page was stuck; preventing further actions. This issue was observed in Salesforce Lightning Experience.



## Known Issues

The following table provides the cumulative list of known issues up to this release:

Apttus Internal ID	Description
ASSETS-1636	After you have renewed an asset with a one-time primary line, when you perform the <b>Change: Config</b> action, incorrect Delta Price and Net Price are calculated on the cart.
ASSETS-1724	Config asset pricing criteria do not work when Renew One Ramp is selected.
ASSETS-1769	Asset Pricing does not work properly for Assets without attributes when the asset pricing criteria have an attribute API defined for other assets.
CPQ-11829	If the option group is single-select and requires the selection (min:1, max:1), then you cannot make it optional from the configuration page but can make it optional from the cart. You can notice the same behavior when options required by default.
CPQ-37247	In service renewals, Weighted Net Price is 0 on adding an equipment.
CPQ-33607	If you manually select mandatory options after deselecting them, Apttus CPQ displays an optional checkbox. Ideally, Apttus CPQ hides optional checkboxes for mandatory options.
CPQ-34889	<p>When all the options of an option group are hidden with exclusion rule, the option group remains visible until you click <b>Validate</b>.</p> <div data-bbox="391 1178 1458 1255" style="border: 1px solid #ccc; padding: 5px; margin-top: 10px;">  This issue is no longer a blocker.         </div>
CPQ-35115	When you search for a product in the cart grid that has more than 1 page, the cart does not display any result when the product is not on the same page. However, cart displays the search result when you navigate to the page where the product is listed.
CPQ-35405	<p>When the Smart Search setting is active in the Config Setting, the catalog page does not display <b>Refine Your Search</b> filter for Search Category Defaults <b>Top Categories, All Categories, and All Products</b>.</p> <div data-bbox="391 1539 1458 1617" style="border: 1px solid #ccc; padding: 5px; margin-top: 10px;">  This issue cannot be reproduced.         </div>
CPQ-35448	In an Inclusion Prompt Constraint Rule, if the field <b>Match in Assets</b> is selected for the asset (bundle) in the Constraint Rule Action then, when you add a Constraint Rule Condition bundle to the cart, idly the cart does not display inclusion prompt and the wrench icon beside the condition bundle. But, the wrench icon is displayed and because of this, you cannot finalize the cart.

Apttus Internal ID	Description
CPQ-36655	<p>On the Service Cart page, Apttus CPQ does not calculate correct <b>Weightage Net Price</b> when <b>Weightage type</b> is <i>Percentage</i>.</p>
CPQ-36693	<p>Apttus CPQ displays extra space in a custom field name when you use consecutive upper case character in the name.</p> <p><b>Workaround:</b> This is a limitation for Cart Grid user interface. Do not use consecutive upper case character in the names to avoid the extra space between the letters.</p> <div data-bbox="391 621 1455 699" style="border: 1px solid #ccc; padding: 5px; margin-top: 10px;"> <p> This issue will not be fixed.</p> </div>
CPQ-36873	<p>On the Service Cart page, <b>Service Base Price</b> column is not populated. This happens when you add a service bundle to the cart directly from the catalog page or you configure the bundle first but do not select any options.</p>
CPQ-37112	<p>When you associate 4 or more assets with different criteria to a service product and split the service product based on split criteria with Pricing Batch Size more than 3, Apttus CPQ did not execute the split action.</p> <p><b>Workaround:</b> If the Split Criteria for splitting Service Line Items is expected to create 4 or more line items, set the Pricing Batch Size as 1.</p> <div data-bbox="391 1060 1455 1138" style="border: 1px solid #ccc; padding: 5px; margin-top: 10px;"> <p> This issue will not be fixed.</p> </div>
CPQ-37289	<p>In Service CPQ flow, multiple price matrices are not supported.</p>

## Apttus Copyright Disclaimer

Copyright © 2019 Apttus Corporation (“Apttus”) and/or its affiliates. All rights reserved.

No part of this document, or any information linked to or referenced herein, may be reproduced, distributed, or transmitted in any form or by any means, including photocopying, recording, or other electronic or mechanical methods, without the prior written consent of Apttus. All information contained herein is subject to change without notice and is not warranted to be error free.

This document may describe certain features and functionality of software that Apttus makes available for use under a license agreement containing restrictions on use and disclosure and are protected by intellectual property laws. Except as expressly permitted in your license agreement or allowed by law, you may not, in any form, or by any means, use, copy, reproduce, translate, broadcast, modify, license, transmit, distribute, exhibit, perform, publish, or display any part of the software. Reverse engineering, disassembly, decompilation of, or the creation of derivative work(s) from, the software is strictly prohibited. Additionally, this document may contain descriptions of software modules that are optional and for which you may not have purchased a license. As a result, your specific software solution and/or implementation may differ from those described in this document.

**U.S. GOVERNMENT END USERS:** Apttus software, including any operating system(s), integrated software, any programs installed on the hardware, and/or documentation, delivered to U.S. Government end users are “commercial computer software” pursuant to the applicable Federal Acquisition Regulation and agency-specific supplemental regulations. As such, use, duplication, disclosure, modification, and adaptation of the programs, including any operating system, integrated software, any programs installed on the hardware, and/or documentation, shall be subject to license terms and license restrictions applicable to the programs. No other rights are granted to the U.S. Government.

Neither the software nor the documentation were developed or intended for use in any inherently dangerous applications, including applications that may create a risk of personal injury. If you use this software or hardware in dangerous applications, then you shall be responsible to take all appropriate fail-safe, backup, redundancy, and other measures to ensure its safe use. Apttus and its affiliates disclaim any liability for any damages caused by use of this software or hardware in dangerous applications.

Apttus and X-Author are registered trademarks of Apttus and/or its affiliates.

The documentation and/or software may provide links to Web sites and access to content, products, and services from third parties. Apttus is not responsible for the availability of, or any content provided by third parties. You bear all risks associated with the use of such content. If you choose to purchase any products or services from a third party, the relationship is directly between you and the third party. Apttus is not responsible for: (a) the quality of third-party products or services; or (b) fulfilling any of the terms of the agreement with the third party, including delivery of products or services and warranty obligations related to purchased products or services. Apttus is not responsible for any loss or damage of any sort that you may incur from dealing with any third party.

For additional resources and support, please visit <https://community.apttus.com>.

DOC ID: CPQSFSUM18P17RN20190807