



CPQ on Salesforce Summer 2020 Patch 1

Release Notes



Table of Contents


- About Release Notes 3
- Packages..... 4
- System Requirements and Supported Platforms 6
- New Features.....7
- Enhancements..... 8
- Data Model Changes..... 9
- Resolved Issues10
- Known Issues 11
- Apttus Copyright Disclaimer14

About Release Notes

Apttus Release Notes contain the following information about CPQ Summer 2020 Patch 1 Release on Salesforce.

For more information on new features, enhancements, and document improvements refer to

- [What's New](#) in *CPQ on Salesforce Summer 2020 User Guide* or
 - [What's New](#) in *CPQ on Salesforce Summer 2020 Administrator Guide* or
 - [What's New](#) in *CPQ on Salesforce Summer 2020 SOAP API Guide*
- [Packages](#): Lists packages that are required to upgrade to this release of the product
 - [System Requirements and Supported Platforms](#): Lists requirements and recommendations for installing this release
 - [New Features](#): Provides high-level descriptions of new features introduced in this release, with links to more detailed information
 - [Enhancements](#): Provides high-level descriptions of enhancements to existing features
 - [Data Model Changes](#): Lists changes to the data model
 - [Resolved Issues](#): Lists customer-reported issues that are resolved in this release or known issues resolved from previous releases
 - [Known Issues](#): Lists known issues that are applicable in this release


 This documentation may contain descriptions of software features that are optional and for which you may not have purchased a license. As a result, your specific software solution and/or implementation may differ from those described in this document. Please contact your CSM or AE for information on your specific features and licensing.

Packages

The following packages and dependent packages are required to upgrade to this release to utilize all the new features of this release. These are the *minimum* required versions; later versions are also supported. Separate prerequisites for each feature can be found in the respective guides. The packages marked as **(New)** are new packages in this release.



Product	Latest Certified Version <i>(Version Name Version Number)</i>
Conga Approvals (Required if you are using Approvals)	11.1.0161 11.161
Conga Base Library (Required if you are using Conga Configuration & Pricing)	1.1.93 1.93
Conga CLM Configuration Integration (Required if you are using CLM)	12.1.0136 12.136
Conga Configuration & Pricing (New)	12.1.1787.6 12.1787.6 Summer 2020 Patch 1
Conga Contract Lifecycle Management	11.1.0547 11.547
Conga CPQ Api	12.1.0104 12.104
Conga CPQ Approvals (Required if you are using Approvals on CPQ objects)	11.1.0018 11.18
Conga CPQ Setup (Required if you are using CPQ Admin Console)	12.1.61 12.61

Product	Latest Certified Version <i>(Version Name Version Number)</i>
Conga Deal Maximizer Setup (Required if you are using Deal Maximizer)	7.5.0050 7.50
Conga Order Management	1.0.0000 1.0
Conga Promotions (Required if you are using Promotions)	1.0.0000 1.0
Conga Quote Approvals	6.5.0004 6.4
Conga Quote Asset Integration	6.5.0014 6.14
Conga Quote CLM Integration	9.1.0063 9.63
Conga Quote Configuration Integration (Required if you are using CPQ and Proposal Management)	12.1.0332 12.332
Conga Quote Management (Required if you are using Proposal Management)	10.1.0221 10.221

 Before installing or upgrading Apttus managed packages, you must review the dependency matrix for each managed package. You can refer to the package dependency matrix at [Managed Packages Dependency Matrix](#).

System Requirements and Supported Platforms

The following table lists the minimum requirements for installing and using CPQ on Salesforce.

System Requirement	Minimum Supported Version
Operating System	Standard Salesforce.com requirements. See Salesforce PDF .
Browser	<p>Apttus supports the following browsers:</p> <ul style="list-style-type: none"> • Microsoft Edge • Google Chrome <p>Apttus recommends the latest stable version of the browser for the best performance.</p> <div style="border: 1px solid #ffc107; padding: 5px; margin-top: 10px;"> <p> Internet Explorer is not supported.</p> </div>
Microsoft Office	<ul style="list-style-type: none"> • Microsoft Word 2007 with Service Pack 2 plus hotfix package 976477 (Word 2007 version number must be greater than 12.0.6520.4999) • Microsoft Word 2010 (32-bit & 64-bit) • Microsoft Office 2019, 2016, 2013, and desktop version of Office 365 <div style="border: 1px solid #6c757d; padding: 5px; margin-top: 10px;"> <p> Apttus recommends the latest Microsoft Office Suite for the best performance.</p> </div>

Upgrade Notes

For more information on the prerequisites and post-upgrade tasks, see [Upgrading Apttus CPQ](#) in *CPQ on Salesforce Summer 2020 Administrator Guide*.

New Features

There are no new features in this release. Keep checking the Apttus Documentation Portal for new updates.

Enhancements

There are no new enhancements in this release.

Data Model Changes

There are no data model changes in this release.

Resolved Issues

The following table lists the known issues resolved from the previous release.

Apttus Internal ID	Description
CPQ-44615	In a TurboPricing flow, when you configured a finalized cart, CPQ displayed blank fields on Usage Price Tier pop-up and displayed errors.
CPQ-44752	In a TurboPricing flow, when you updated the quantity of an option with Price Method as <i>Flat Price</i> and repriced, CPQ displayed price pending error upon finalization of the cart.
CPQ-44817	In a TurboPricing flow, CPQ did not finalize the cart if you updated attribute values.
CPQ-44836	In a TurboPricing flow, when you removed an option selection from an exclusion prompt, CPQ did not allow you to finalize. This happened when options are excluded based on other option selection.
CPQ-44842	In a TurboPricing flow, you were able to finalize the cart even when the validation condition was not satisfied.
CPQ-44844	In a TurboPricing flow, CPQ did not allow you to finalize the cart even when you removed the product that caused a constraint rule violation.
CPQ-44856	In a TurboPricing flow, CPQ did not update the quantity of the option that was derived from an attribute when you updated that attribute value.
CPQ-44869	In a TurboPricing flow, Related Pricing and Rounding on did not work simultaneously.

Known Issues

The following table provides the cumulative list of known issues up to this release.

Apttus Internal ID	Description
ASSETS-1636	After you have renewed an asset with a one-time primary line when you perform Change: Config action, an incorrect Delta Price and Net Price are calculated on the cart.
ASSETS-1724	Config asset pricing criteria are not functioning on a single ramp renewed line (renew one ramp = true).
ASSETS-2574	Values are not proper for flat price incremented and merged lines on the user interface popup for the Projected Asset Value API.
CPQ-11829	If the option group is single-select and requires the selection (min:1, max:1), you cannot make it optional from the configuration page but can make it optional from the cart. You can notice the same behavior when options required by default.
CPQ-37247	When you renew service and add new equipment, Apttus CPQ displays 0 as Weightage Amount on the related line item pop-up.
CPQ-37251	Unit Of Measure conversion is not working for Price Ramps.
CPQ-37257	In the Service CPQ flow, when you reconfigure a finalized service cart, Apttus CPQ does not display the info message regarding service products auto-included via an inclusion constraint rule.
CPQ-37233	Apttus CPQ does not disable the products that are already associated with the category from the all products list on the Associated Product section in Catalog.
CPQ-37437	When you click the name of the parent category from the left-hand side panel on the Catalog page, you are redirected to the home screen of the Catalog page instead of the parent category.
CPQ-37445	Apttus CPQ does not update the price of an option when the price is based on an attribute value until you select another option.
CPQ-38515	If the options in a sub-bundle are auto-included based on the value of an attribute using the inclusion type constraint rule, Apttus CPQ does not remove the options from the sub-bundle when you change the value of the attribute and constraint condition is no longer valid. This happens when Is Bundle Context is selected.

Apttus Internal ID	Description
CPQ-38642	On the exclusion prompt to exclude options, when you select options and click Remove Option , Apttus CPQ does not remove the selected options from the exclusion prompt and displays an error on the configuration page. However, the selected options are cleared on the Configuration page. This happens when constraint rules are executed on the server-side.
CPQ-39427	When you define Min/Max Applies To field as <i>Base Price</i> , Apttus CPQ restricts the net adjustment instead of the Base Price.
CPQ-39362	In Client-Side Constraint Rule, only one condition statement with product scope is supported on the client-side when you enabled Repeat Inclusion in Match in Condition.
CPQ-39699	When you select Enable Auto Reprice in Config System Properties, you are unable to apply % Discount Effective , % Markup Effective , and Price Factor Effective adjustments on totals on the Cart page.
CPQ-39772	Apttus CPQ does not execute constraint rules properly when Is Bundle Context is selected and the bundle and its sub-bundle have the same options.
CPQ-39900	If the options in a sub-bundle are disabled based on the selection of another option using the exclusion type constraint rule, Apttus CPQ does not enable the options when the condition is no longer valid. This happens when Is Bundle Context is selected.
CPQ-40101	Min/Max adjustment fields are not available on the CPQ Admin user interface.
CPQ-40128	Apttus CPQ does not reprice the cart after the inclusion type constraint rule is deactivated and the auto-included products are removed from the cart. You are able to finalize the cart with an incorrect price.
CPQ-40238	When you add a product again in the inclusion prompt after removing it once and if the product belonged in a Product Group, Apttus CPQ does not allow you to finalize the cart.
CPQ-40244	<p>When you clone a quote using the Clone (with Line Item) button right after you finalize the cart, the newly cloned quote page does not load.</p> <p>Workaround: In buttons like Configure Products and Clone(with Line Items), add a validation check in the formula of the buttons to disable or hide these buttons till the IsTaskPending flag is set to false.</p>

Apttus Internal ID	Description
CPQ-42440	<p>When you define a price list item with Price Method as <i>Related Price</i> and define values in the Related Pricing section on the Price List Item Details page, CPQ does not calculate prices according to the values in Related Pricing on the cart.</p> <p>Workaround: Use the fields Related Adjustment Amount, Related Adjustment Applies To, and Related Adjustment Type on the Price List Item Details page to define the related pricing.</p>
CPQ-43510	<p>On the cart page, CPQ displays incorrect values of the amount in parentheses that are converted based on the Dated Currency Exchange Rate.</p>
CPQ-43701	<p>When you reconfigure a finalized quote and modify adjustments and reprice, CPQ displays a revalidation warning.</p>
CPQ-43708	<p>When you reprice product with Cumulative Range Line Item matrices, CPQ displays null object error.</p>
CPQ-44792	<p>When you delete a product in Smart Cart flow, CPQ does not resequence the line items unless you click Reprice or Submit for Pricing.</p>
CPQ-44779	<p>CPQ does not execute a replacement prompt rule that is based on criteria until you click Finalize.</p>
CPQ-44827	<p>When you click define an inclusion type constraint rule with Action intent as <i>Check on Finalization</i>, CPQ displays an error upon finalization on the cart page. If you reprice the cart, the Finalize button is not enabled.</p>
CPQ-44862	<p>CPQ does not auto-include options that is a part of sub-bundle and that sub-bundle is auto-included.</p>

Apttus Copyright Disclaimer

Copyright © 2021 Apttus Corporation (“Apttus”) and/or its affiliates. All rights reserved.

No part of this document, or any information linked to or referenced herein, may be reproduced, distributed, or transmitted in any form or by any means, including photocopying, recording, or other electronic or mechanical methods, without the prior written consent of Apttus. All information contained herein is subject to change without notice and is not warranted to be error free.

This document may describe certain features and functionality of software that Apttus makes available for use under a license agreement containing restrictions on use and disclosure and are protected by intellectual property laws. Except as expressly permitted in your license agreement or allowed by law, you may not, in any form, or by any means, use, copy, reproduce, translate, broadcast, modify, license, transmit, distribute, exhibit, perform, publish, or display any part of the software. Reverse engineering, disassembly, decompilation of, or the creation of derivative work(s) from, the software is strictly prohibited. Additionally, this document may contain descriptions of software modules that are optional and for which you may not have purchased a license. As a result, your specific software solution and/or implementation may differ from those described in this document.

U.S. GOVERNMENT END USERS: Apttus software, including any operating system(s), integrated software, any programs installed on the hardware, and/or documentation, delivered to U.S. Government end users are “commercial computer software” pursuant to the applicable Federal Acquisition Regulation and agency-specific supplemental regulations. As such, use, duplication, disclosure, modification, and adaptation of the programs, including any operating system, integrated software, any programs installed on the hardware, and/or documentation, shall be subject to license terms and license restrictions applicable to the programs. No other rights are granted to the U.S. Government.

Neither the software nor the documentation were developed or intended for use in any inherently dangerous applications, including applications that may create a risk of personal injury. If you use this software or hardware in dangerous applications, then you shall be responsible to take all appropriate fail-safe, backup, redundancy, and other measures to ensure its safe use. Apttus and its affiliates disclaim any liability for any damages caused by use of this software or hardware in dangerous applications.

Apttus and X-Author are registered trademarks of Apttus and/or its affiliates.

The documentation and/or software may provide links to Web sites and access to content, products, and services from third parties. Apttus is not responsible for the availability of, or any content provided by third parties. You bear all risks associated with the use of such content. If you choose to purchase any products or services from a third party, the

relationship is directly between you and the third party. Apttus is not responsible for: (a) the quality of third-party products or services; or (b) fulfilling any of the terms of the agreement with the third party, including delivery of products or services and warranty obligations related to purchased products or services. Apttus is not responsible for any loss or damage of any sort that you may incur from dealing with any third party.

For additional resources and support, please visit <https://community.conga.com>.

DOC ID: CPQSFSUM20P1RN20200824