



CPQ on Salesforce Summer 2020 Release

Notes



Table of Contents

About Release Notes	8
Packages.....	9
System Requirements and Supported Platforms	11
New Features.....	12
Introducing Apttus TurboConfig.....	12
Introducing Apttus TurboPricing.....	12
Ability to Configure Dated Currency Exchange Rates.....	13
APIs to Retrieve Applied Incentives and Set Incentives for Cart	13
Global Method to Finalize a Cart in Smart Cart Flow	13
Global Method to Clone Primary Line Item	14
Enhancements.....	15
Apttus User Experience Analysis	15
Ability to Configure Action Buttons on Configuration Page	16
Enhancement to the Configure Products Button URL	16
Ability to Configure Products Directly from Different Pages in Org.....	17
Ability to Generate Documents for Large Quote.....	17
Enhancements to Match in Assets in Client-Side Constraint Rules.....	17
Support for Blank Value in Scope in Product Attribute Rules in CPQ Admin.....	18
Default Value of Group By Field in Cart View	18
Support for Cumulative Range Price Matrices and Ramps on the Same Price List Item.....	18
Ability to Create Price Ramps for Products with Price Method as Related Pricing.....	19
Enhancement to Apply Promotion Window on the Cart	19
Ability to Include Bundle with Options in the Scope of Buy X Get X Promotions.....	19
Enhancements to Incentive API.....	20
Search Optimization for the Installed Products Page	20
Enhanced Assets Swap Flow	21
Enhanced the Confirm Installed Products Swap Page to Display New Fields.....	21
Apex Errors Displayed on Cart.....	21
Data Model Changes.....	22
Resolved Issues	29
Known Issues	31
Apttus Copyright Disclaimer	36

CPQ on Salesforce Summer 2020 Patch 1 Release Notes	38
About Release Notes	38
Packages.....	38
System Requirements and Supported Platforms	40
New Features.....	41
Enhancements.....	41
Data Model Changes.....	41
Resolved Issues	42
Known Issues	42
Apttus Copyright Disclaimer	45
CPQ on Salesforce Summer 2020 Patch 3 Release Notes	47
About Release Notes	47
Packages.....	47
System Requirements and Supported Platforms	49
New Features.....	50
Enhancements.....	50
Data Model Changes.....	50
Resolved Issues	51
Known Issues	51
Apttus Copyright Disclaimer	54
CPQ on Salesforce Summer 2020 Patch 4 Release Notes	56
About Release Notes	56
Packages.....	56
System Requirements and Supported Platforms	58
New Features.....	59
Enhancements.....	59
Data Model Changes.....	59
Resolved Issues	60
Known Issues	60
Apttus Copyright Disclaimer	63
CPQ on Salesforce Summer 2020 Patch 5 Release Notes	65
About Release Notes	65
Packages.....	65
System Requirements and Supported Platforms	67
New Features.....	68
Enhancements.....	68

Data Model Changes.....	68
Resolved Issues	69
Known Issues	69
Apttus Copyright Disclaimer	72
CPQ Summer20.11.12 Release Notes.....	74
Packages.....	74
System Requirements and Supported Platforms	76
New Features.....	77
Enhancements.....	77
Data Model Changes.....	77
Resolved Issues	77
Known Issues	78
CPQ Summer20.11.20 Release Notes.....	82
Packages.....	82
System Requirements and Supported Platforms	84
New Features.....	85
Enhancements.....	85
Data Model Changes.....	85
Resolved Issues	85
Known Issues	86
CPQ Summer20.12.11 Release Notes.....	90
Packages.....	90
System Requirements and Supported Platforms	92
New Features.....	93
Enhancements.....	93
Data Model Changes.....	93
Resolved Issues	93
Known Issues	94
CPQ Summer20.12.24 Release Notes.....	98
Packages.....	98
System Requirements and Supported Platforms	100
New Features.....	101
Enhancements.....	101
Data Model Changes.....	101
Resolved Issues	101
Known Issues	102

CPQ Summer20.01.15 Release Notes.....	106
Packages.....	106
System Requirements and Supported Platforms	108
New Features.....	109
Enhancements.....	109
Ability to Display Adjustments to Options in Bundle and Summary Group Net Adjustment %	109
Data Model Changes.....	110
Resolved Issues	110
Known Issues	111
CPQ Summer20.01.29 Release Notes	114
Packages.....	114
System Requirements and Supported Platforms	116
New Features.....	117
Enhancements.....	117
Data Model Changes.....	117
Resolved Issues	117
Known Issues	118
CPQ Summer20.02.12 Release Notes.....	121
Packages.....	121
System Requirements and Supported Platforms	123
New Features.....	124
Enhancements.....	124
Data Model Changes.....	124
Resolved Issues	124
Known Issues	125
CPQ Summer20.02.26 Release Notes	129
Packages.....	129
System Requirements and Supported Platforms	131
New Features.....	132
Enhancements.....	132
Data Model Changes.....	132
Resolved Issues	132
Known Issues	133
CPQ Summer20.03.12 Release Notes.....	136
Packages.....	136
System Requirements and Supported Platforms	138

New Features.....	139
Enhancements.....	139
Data Model Changes.....	139
Resolved Issues	139
Known Issues	140
CPQ Summer20.03.26 Release Notes	144
Packages.....	144
System Requirements and Supported Platforms	146
New Features.....	147
Enhancements.....	147
Data Model Changes.....	147
Resolved Issues	147
Known Issues	148
CPQ Summer20.04.16 Release Notes	152
Packages.....	152
System Requirements and Supported Platforms	154
New Features.....	155
Enhancements.....	155
Data Model Changes.....	155
Resolved Issues	155
Known Issues	156
CPQ Summer20.04.23 Release Notes	160
Packages.....	160
System Requirements and Supported Platforms	162
New Features.....	163
Enhancements.....	163
Data Model Changes.....	163
Resolved Issues	163
Known Issues	164
CPQ Summer20.05.14 Release Notes	167
Packages.....	167
System Requirements and Supported Platforms	169
New Features.....	170
Enhancements.....	170
Data Model Changes.....	170
Resolved Issues	170

Known Issues	171
CPQ Summer20.05.28 Release Notes	174
Packages.....	174
System Requirements and Supported Platforms	176
New Features.....	177
Enhancements.....	177
Data Model Changes.....	177
Resolved Issues	177
Known Issues	178
CPQ Summer20.07.09 Release Notes	181
Packages.....	181
System Requirements and Supported Platforms	183
New Features.....	184
Enhancements.....	184
Data Model Changes.....	184
Resolved Issues	184
Known Issues	185
CPQ Summer20.08.06 Release Notes.....	188
Packages.....	188
System Requirements and Supported Platforms	190
New Features.....	191
Enhancements.....	191
Data Model Changes.....	191
Resolved Issues	191
Known Issues	192


About Release Notes

Apttus Release Notes contain the following information about CPQ Summer 2020 Release on Salesforce.

For more information on new features, enhancements, and document improvements refer to

- [What's New](#) in *CPQ on Salesforce Summer 2020 User Guide* or
- [What's New](#) in *CPQ on Salesforce Summer 2020 Administrator Guide* or
- [What's New](#) in *CPQ on Salesforce Summer 2020 SOAP API Guide*

- [Packages](#): Lists packages that are required to upgrade to this release of the product
- [System Requirements and Supported Platforms](#): Lists requirements and recommendations for installing this release
- [New Features](#): Provides high-level descriptions of new features introduced in this release, with links to more detailed information
- [Enhancements](#): Provides high-level descriptions of enhancements to existing features
- [Data Model Changes](#): Lists changes to the data model
- [Resolved Issues](#): Lists customer-reported issues that are resolved in this release or known issues resolved from previous releases
- [Known Issues](#): Lists known issues that are applicable in this release


 This documentation may contain descriptions of software features that are optional and for which you may not have purchased a license. As a result, your specific software solution and/or implementation may differ from those described in this document. Please contact your CSM or AE for information on your specific features and licensing.

Packages

The following packages and dependent packages are required to upgrade to this release to utilize all the new features of this release. These are the *minimum* required versions; later versions are also supported. Separate prerequisites for each feature can be found in the respective guides. The packages marked as **(New)** are new packages in this release.



Product	Latest Certified Version <i>(Version Name Version Number)</i>
Conga Approvals (New) (Required if you are using Approvals)	11.1.0161 11.161
Conga Base Library (New) (Required if you are using Conga Configuration & Pricing)	1.1.93 1.93
Conga CLM Configuration Integration (New) (Required if you are using CLM)	12.1.0136 12.136
Conga Configuration & Pricing (New)	12.1.1787 12.1787 Summer 2020
Conga Contract Lifecycle Management (New)	11.1.0547 11.547
Conga CPQ Api (New)	12.1.0104 12.104
Conga CPQ Approvals (New) (Required if you are using Approvals on CPQ objects)	11.1.0018 11.18
Conga CPQ Setup (New) (Required if you are using CPQ Admin Console)	12.1.61 12.61
Conga Deal Maximizer Setup (New) (Required if you are using Deal Maximizer)	7.5.0050 7.50

Product	Latest Certified Version <i>(Version Name Version Number)</i>
Conga Order Management	1.0.0000 1.0
Conga Promotions (Required if you are using Promotions)	1.0.0000 1.0
Conga Quote Approvals	6.5.0004 6.4
Conga Quote Asset Integration	6.5.0014 6.14
Conga Quote CLM Integration (New)	9.1.0063 9.63
Conga Quote Configuration Integration (New) (Required if you are using CPQ and Proposal Management)	12.1.0332 12.332
Conga Quote Management (New) (Required if you are using Proposal Management)	10.1.0221 10.221

 Before installing or upgrading Apttus managed packages, you must review the dependency matrix for each managed package. You can refer to the package dependency matrix at [Managed Packages Dependency Matrix](#).

System Requirements and Supported Platforms

The following table lists the minimum requirements for installing and using CPQ on Salesforce.

System Requirement	Minimum Supported Version
Operating System	Standard Salesforce.com requirements. See Salesforce PDF .
Browser	<p>Apttus supports the following browsers:</p> <ul style="list-style-type: none"> • Microsoft Edge • Google Chrome <p>Apttus recommends the latest stable version of the browser for the best performance.</p> <div style="border: 1px solid #ffc107; padding: 5px; margin-top: 10px;"> <p> Internet Explorer is not supported.</p> </div>
Microsoft Office	<ul style="list-style-type: none"> • Microsoft Word 2007 with Service Pack 2 plus hotfix package 976477 (Word 2007 version number must be greater than 12.0.6520.4999) • Microsoft Word 2010 (32-bit & 64-bit) • Microsoft Office 2019, 2016, 2013, and desktop version of Office 365 <div style="border: 1px solid #6c757d; padding: 5px; margin-top: 10px;"> <p> Apttus recommends the latest Microsoft Office Suite for the best performance.</p> </div>

Upgrade Notes

For more information on the prerequisites and post-upgrade tasks, see [Upgrading Apttus CPQ](#) in *CPQ on Salesforce Summer 2020 Administrator Guide*.

New Features

The following features are new to CPQ in this release.

- [Introducing Apttus TurboConfig](#)
- [Introducing Apttus TurboPricing](#)
- [Ability to Configure Dated Currency Exchange Rates](#)
- [APIs to Retrieve Applied Incentives and Set Incentives for Cart](#)
- [Global Method to Finalize a Cart in Smart Cart Flow](#)
- [Global Method to Clone Primary Line Item](#)

Introducing Apttus TurboConfig

In this release, CPQ introduces Apttus TurboConfig, a configuration engine to process the product configuration rules. TurboConfig offloads the computation workload from the Salesforce platform to the Apttus Flexible Compute Platform built using microservices. Processing the configuration in the Apttus Flexible Compute Platform reduces the interaction costs and the quote turnaround time specifically during peak load or large transactions.

Get Started

For more information, see [Post-Provisioning Tasks \(TurboConfig\)](#) in *Apttus TurboEngine Summer 2020 Administrator Guide*.

Introducing Apttus TurboPricing

In this release, CPQ introduces Apttus TurboPricing, an optional pricing engine built using microservices to reduce the processing time on the cart. You can enable TurboPricing to offload complex pricing computation workload from the Salesforce platform to the Apttus Flexible Compute Platform.

Get Started

For more information, see [Post-Provisioning Tasks \(TurboPricing\)](#) in *Apttus TurboEngine Summer 2020 Administrator Guide*.

Ability to Configure Dated Currency Exchange Rates

In this release, administrators can set the exchange rate between the currency of your organization and another currency for a certain period.

Get Started

For more information, see [Managing Currency Conversion](#) and [Creating Custom Buttons for Different Flows](#) in *CPQ on Salesforce Summer 2020 Administrator Guide*.

APIs to Retrieve Applied Incentives and Set Incentives for Cart

In this release, CPQ introduces *getAppliedIncentiveCodesForCart* and *setIncentivesForCart* APIs for incentives in cart. You can use *getAppliedIncentiveCodesForCart* to retrieve the incentives that are applied on the cart. You can use *setIncentivesForCart* to set incentives for the cart or the line item.

Get Started

For more information, see [Retrieving Incentives Applied on the Cart](#) and [Setting Incentives for Cart](#) in *CPQ on Salesforce Summer 2020 SOAP API Guide*.

Global Method to Finalize a Cart in Smart Cart Flow

In this release, CPQ introduces *finalizeCart* global method to finalize cart in the Smart Cart flow. The global method also executes post synchronization tasks after finalizing the cart.

Get Started

For more information, see [Finalizing Configuration in Smart Cart](#) in *CPQ on Salesforce Summer 2020 SOAP API Guide*.

Global Method to Clone Primary Line Item

In this release, CPQ introduces *clonePrimaryItemColl* global method to clone a primary line item from one configuration to another.

Get Started

For more information, see [Cloning Primary Line Items](#) in *CPQ on Salesforce Summer 2020 SOAP API Guide*.

Enhancements

The following section describes existing features that are changed (or are no longer supported) in this release.

- [Apttus User Experience Analysis](#)
- [Ability to Configure Action Buttons on Configuration Page](#)
- [Enhancement to the Configure Products Button URL](#)
- [Ability to Configure Products Directly from Different Pages in Org](#)
- [Ability to Generate Documents for Large Quote](#)
- [Enhancements to Match in Assets in Client-Side Constraint Rules](#)
- [Support for Blank Value in Scope in Product Attribute Rules in CPQ Admin](#)
- [Default Value of Group By Field in Cart View](#)
- [Support for Cumulative Range Price Matrices and Ramps on the Same Price List Item](#)
- [Ability to Create Price Ramps for Products with Price Method as Related Pricing](#)
- [Enhancement to Apply Promotion Window on the Cart](#)
- [Ability to Include Bundle with Options in the Scope of Buy X Get X Promotions](#)
- [Enhancements to Incentive API](#)
- [Search Optimization for the Installed Products Page](#)
- [Enhanced Assets Swap Flow](#)
- [Enhanced the Confirm Installed Products Swap Page to Display New Fields](#)
- [Apex Errors Displayed on Cart](#)

Apttus User Experience Analysis

With this release, in order to better understand and analyze feature usage and the user experience, Apttus is adding a user experience analysis component to its solution with the assistance of Pendo. The analytics component allows Apttus to tailor improvements and new features to help meet your business requirements and improve the user experience. No action is required on your part and there will be no impact to any existing product features, system functionality, or configured workflows. No personally identifiable information (PII), nor any other proprietary, confidential, or sensitive data will be collected by the analytics component.

⚠ During Apttus Base Library installation, if you see an “Approve Third-Party Access” prompt, this refers to the Apttus User Experience Analysis component. Select the **Yes, grant access to these third-party web sites** check box and click **Continue** to proceed with the installation. For more information, see [Installing the Apttus CPQ Packages](#).

Ability to Configure Action Buttons on Configuration Page

In this release, CPQ enables you to configure action buttons that are displayed on the Summary panel on the Configuration page. You can add any action button available on the Configuration page to the Summary panel by configuring the Display Action Settings for a flow. You can add a maximum of 3 action buttons to the Summary panel.

Get Started

For more information, see [Configuring Display Actions Settings](#) in *CPQ on Salesforce Summer 2020 Administrator Guide*.

Enhancement to the Configure Products Button URL

In this release, CPQ provides an optimized URL for the **Configure Product** button to launch the Catalog and Cart. The optimized URL launches the Catalog and Cart quickly compared to the existing URL. The reduction in time to launch Catalog and Cart may vary and in some Orgs, the benefits may be very minimal.

Get Started

For more information, see [Creating Custom Buttons for Different Flows](#) in *CPQ on Salesforce Summer 2020 Administrator Guide*.

Ability to Configure Products Directly from Different Pages in Org

In this release, CPQ enables you can define a formula action to navigate directly to the Configuration page of a product from any page in your org. You can define custom formula action to open the Configuration page directly to add or edit a product. The Sales rep can configure a product directly from any page of the org without navigating through Catalog and Cart pages.

Get Started

For more information, see [Configuring Custom Button to Access Configuration Page Directly](#) in *CPQ on Salesforce Summer 2020 Administrator Guide*.

Ability to Generate Documents for Large Quote

In this release, CPQ provides a Large Document Generation feature to generate documents for quotes with a large number of line items. The document generation for a large quote is processed asynchronously in small chunks based on the threshold and batch size

Get Started

For more information, see [Configuring Large Document Generation for Quote](#) in *CPQ on Salesforce Summer 2020 Administrator Guide* and [Generating a Quote/Proposal](#) in *CPQ on Salesforce Summer 2020 User Guide*.

Enhancements to Match in Assets in Client-Side Constraint Rules

In this release, CPQ now supports the following Action Intents with Match in Assets Match Conditions with constraint rule actions in Client-Side Constraint Rules:

- **Show Messages** action intent with Inclusion type Constraint Rules
- **Show Messages** and **Prompt** action intents with Exclusion type Constraint Rules

Get Started

For more information, refer to [Managing Constraint Rules](#) in *CPQ on Salesforce Summer 2020 Administrator Guide*.

Support for Blank Value in Scope in Product Attribute Rules in CPQ Admin

In this release, CPQ now allows you to setup the blank values for **Product**, **Product Group**, and **Product Family** scope fields in Product Attribute Rules in CPQ Admin user interface. When you define the scope fields as blank, these fields are not used to evaluate the rule, like when you use the default value *All*.

Get Started

For more information, refer to [Creating Product Attribute Rules](#) in *CPQ on Salesforce Summer 2020 Administrator Guide*.

Default Value of Group By Field in Cart View

In this release, CPQ sets *Product* as the default value for the fields **Group By** on the Create Cart View pop-up. Earlier, it was mandatory for you to edit the **Group By** field on the Create Cart View pop-up. You can change the value according to your requirement.

Get Started

For more information, see [Managing Cart Views](#) in *CPQ on Salesforce Summer 2020 User Guide*.

Support for Cumulative Range Price Matrices and Ramps on the Same Price List Item

In this release, CPQ allows you to configure *Cumulative Range - Line Item* price matrix and price ramps on the same price list item. When you have applied *Cumulative Range - Line Item* price matrix on a product, if you create ramps for that line item, those ramps will have the matrix applied by default.

Get Started

For more information, see [Creating Price Matrices](#) and [Enabling Price Ramps](#) in *CPQ on Salesforce Summer 2020 Administrator Guide*.

Ability to Create Price Ramps for Products with Price Method as Related Pricing

In this release, CPQ allows you to create price ramps for products with Related Pricing. When a standalone or a bundle product with options has Price Method = Related Pricing, you can create price ramps.

Get Started

For more information, see [Creating a Price Ramp for a Product](#) in *CPQ on Salesforce Summer 2020 User Guide*.

Enhancement to Apply Promotion Window on the Cart

In this release, CPQ provides you an ability to display a field that indicates whether the promotion can be combined with other promotions. You can add the field **Combine With Other Promotions** to the Apply Promotion window in Display Column Settings.

Get Started

For more information, see [Configuring the Apply Promotion Window](#) in *CPQ on Salesforce Summer 2020 Administrator Guide*.

Ability to Include Bundle with Options in the Scope of Buy X Get X Promotions

In this release, CPQ allows you to include bundle with options in the Scope section of Buy X Get X promotions. If you select **Promotion Type** as *Buy X Get X* on the Information page, you can see the following options:

- Include (OR)
- Include (AND)
- Include Bundle Options (AND)
- Exclude

However, the UI is not available to select different scope for Buy X Get X promotions in this release. You must update the **Product Criteria Oper** field on the **Price Rule** object to see these options on the UI.

Get Started

For more information, see [Defining the Scope of a Promotion](#) in *CPQ on Salesforce Summer 2020 Administrator Guide*.

Enhancements to Incentive API

In this release, CPQ introduces enhances the `getIncentivesForCart` API to retrieve the incentives that are applied on the cart and line items. You can also retrieve the coupons in an incentive.

Get Started

For more information, see [Retrieving Incentives on the Cart](#) in *CPQ on Salesforce Summer 2020 SOAP API Guide*.

Search Optimization for the Installed Products Page

In this release, you can see 20,000 records when you perform a search on the Installed Product page (increased from the earlier limit of 5,000 records). A record is the primary line at a standalone or a bundle product. The 20,000 limit does not count charge types, ramp lines, or option lines.

The Advanced Search on the Installed Products page has been enhanced to improve the efficiency either by filtering the results from the Search Products (global search) or by directly applying the Advanced Search that retrieves 20,000 records as applicable to the filters.

 CPQ currently displays only 2000 records on the Installed Products. It is recommended that additional targeted filters be applied to find the desired asset.

Get Started

For more information, refer to [Searching Assets](#) in *CPQ on Salesforce Summer 2020 User Guide*.

Enhanced Assets Swap Flow

In this release, if the administrator adds only the **Termination Date** field to the *Asset Termination Display Type* for a flow in **Display Column Settings**, CPQ displays the Confirm Swap pop-up instead of the Confirm Installed Products Swap page during asset swap.

Get Started

For more information, see [Configuring Display Columns Settings](#) in *CPQ on Salesforce Summer 2020 Administrator Guide*.

Enhanced the Confirm Installed Products Swap Page to Display New Fields

In this release, the Confirm Installed Products Swap page is enhanced to look similar to the Confirm Termination page.

- The Confirm Installed Products Swap page displays the original and projected billing details in the following fields:
 - Pending Billing
 - Total Invoiced
 - Estimated Credit
 - Current Asset Billing (Invoiced)
 - Current Asset Pending Billing
 - Current Contract Billing (Invoiced)
 - Current Contract Pending Billing
 - Current Contract Value
- The Confirm Installed Products Swap page also displays the option products and multiple charge type details.

Apex Errors Displayed on Cart

In this release, CPQ displays apex errors on the cart that was earlier only displayed in the console. The apex errors caused the actions available on the cart to become unresponsive which did not allow you to proceed further to complete the quote.

Data Model Changes

The following objects and fields are introduced to or changed in the system or data model in this release.

Object	Fields	Description	System/ User	New/ Changes
Agreement Product Attribute Value Ext		Represents the attribute value extensions for a product class. In Summer 2020, do not use this object, which is added in preparation of a future functionality.		New
	Attribute Value	ID of the associated product attribute value.	System	New
Agreement Product Attribute Value Ext 2		Represents the attribute value extensions for a product class. In Summer 2020, do not use this object, which is added in preparation of a future functionality.		New
	Attribute Value	ID of the associated product attribute value.	System	New
Agreement Product Attribute Value Ext 3		Represents the attribute value extensions for a product class. In Summer 2020, do not use this object, which is added in preparation of a future functionality.		New
	Attribute Value	ID of the associated product attribute value.	System	New

Object	Fields	Description	System/ User	New/ Changes
Asset Attribute Value Ext		Represents the attribute value extensions for a product class. In Summer 2020, do not use this object, which is added in preparation of a future functionality.		New
	Attribute Value	ID of the associated asset attribute value.	System	New
Asset Attribute Value Ext 2		Represents the attribute value extensions for a product class. In Summer 2020, do not use this object, which is added in preparation of a future functionality.		New
	Attribute Value	ID of the associated asset attribute value.	System	New
Asset Attribute Value Ext 3		Represents the attribute value extensions for a product class. In Summer 2020, do not use this object, which is added in preparation of a future functionality.		New
	Attribute Value	ID of the associated asset attribute value.	System	New

Object	Fields	Description	System/ User	New/ Changes
Asset Attribute Value History Ext		Represents the attribute value extensions for a product class. In Summer 2020, do not use this object, which is added in preparation of a future functionality.		New
	Attribute Value	ID of the associated asset attribute value.	System	New
Asset Attribute Value History Ext 2		Represents the attribute value extensions for a product class. In Summer 2020, do not use this object, which is added in preparation of a future functionality.		New
	Attribute Value	ID of the associated asset attribute value.	System	New
Asset Attribute Value History Ext 3		Represents the attribute value extensions for a product class. In Summer 2020, do not use this object, which is added in preparation of a future functionality.		New
	Attribute Value	ID of the associated asset attribute value.	System	New
Incentive		Represents an incentive associated with one or more products.		Changed

Object	Fields	Description	System/ User	New/ Changes
	Combine With Other Promotion	Indicates whether the incentive can be combined with others.	User	New
Order Product Attribute Value Ext		Represents the attribute value extensions for a product class. In Summer 2020, do not use this object, which is added in preparation of a future functionality.		New
	Attribute Value	ID of the associated product attribute value.	System	New
Order Product Attribute Value Ext 2		Represents the attribute value extensions for a product class. In Summer 2020, do not use this object, which is added in preparation of a future functionality.		New
	Attribute Value	ID of the associated product attribute value.	System	New
Order Product Attribute Value Ext 3		Represents the attribute value extensions for a product class. In Summer 2020, do not use this object, which is added in preparation of a future functionality.		New
	Attribute Value	ID of the associated product attribute value.	System	New

Object	Fields	Description	System/ User	New/ Changes
Product Attribute		Represents a single attribute in a product attribute group.		Changed
	Is Extension	Indicates whether the attribute is an extension attribute. In Summer 2020, do not use this object, which is added in preparation of a future functionality.	System	New
Product Attribute Value Ext		Represents the attribute value extensions for a product class. In Summer 2020, do not use this object, which is added in preparation of a future functionality.		New
	Attribute Value	ID of the associated product attribute value.	System	New
Product Attribute Value Ext 2		Represents the attribute value extensions for a product class. In Summer 2020, do not use this object, which is added in preparation of a future functionality.		New
	Attribute Value	ID of the associated product attribute value.	System	New

Object	Fields	Description	System/ User	New/ Changes
Product Attribute Value Ext 3		Represents the attribute value extensions for a product class. In Summer 2020, do not use this object, which is added in preparation of a future functionality.		New
	Attribute Value	ID of the associated product attribute value.	System	New
Proposal Product Attribute Value Ext		Represents the attribute value extensions for a product class. In Summer 2020, do not use this object, which is added in preparation of a future functionality.		New
	Attribute Value	ID of the associated product attribute value.	System	New
Proposal Product Attribute Value Ext 2		Represents the attribute value extensions for a product class. In Summer 2020, do not use this object, which is added in preparation of a future functionality.		New
	Attribute Value	ID of the associated product attribute value.	System	New

Object	Fields	Description	System/ User	New/ Changes
Proposal Product Attribute Value Ext 3		Represents the attribute value extensions for a product class. In Summer 2020, do not use this object, which is added in preparation of a future functionality.		New
	Attribute Value	ID of the associated product attribute value.	System	New
Temp Object (CPQ)		A container for temporary objects used by the application.		Changed
	Option Filter Cache	The option filter cache used by Option Filter Callback.	System	New

Resolved Issues

The following table lists the issues resolved in this release.

Case Number	Apttus Internal ID	Description
NA	CPQ-38047	You could not search a product by Product Code in the Criteria section while configuring promotions.
00055850	CPQ-39783	On the Cart page, CPQ used the Currency Field Precision Config System Properties to determine the decimal places for custom number fields instead of the Salesforce standard definition.
00096285	CPQ-41427	On the Related Line Item popup, when you changed Weightage Type to Amount and Weightage Amount = 0 and if you clicked Reprice , CPQ displayed the error "Failed to Reprice: Divide by 0" on the Cart.
NA	CPQ-41798	You could change the lookup value for options in a bundle on termination.
NA	CPQ-42449	Changes in end date on an existing option line item did not roll up to the original bundle line item during Split-Swap.
NA	CPQ-42450	The updated quantity on Split-Swap option line item was not reflected on the Cart page.
NA	CPQ-42801	When you cloned a large number of bundles on the cart, CPQ slowed down and displayed the "CPU Time Limit Exceeded" governor.
00101104	CPQ-43075	When you defined the Revalidation Callback class for revalidation and you modified the option, CPQ displayed the name of the bundle instead of option names on the Revalidation pop-up.
00101723	CPQ-43512	When you copied bundles with complex structure multiple times, CPQ displayed <i>STRING_TOO_LONG</i> error. This happened when you defined Option Filter Callback and APTS_OptionFilterCacheField Admin Setting.

Case Number	Apttus Internal ID	Description
00102064	CPQ-43731	After you upgraded Apttus CPQ from Summer 2017 to Winter 2019 Patch 8, the getFilterExpr method was not called when the AssetLineItemCallback was used in Config Custom Classes. This happened when you used AssetLineItemCallback with IAssetLineItemCallback2 .

The following table lists the known issues resolved from the previous release.

Apttus Internal ID	Description
CPQ-40173	Match in Cart Options for exclusion type constraint rules did not work on the server-side.
ASSETS-2970/CPQ-42450	CPQ did not cascade the option quantity during split actions to the options on the Cart page.

Known Issues

The following table provides the cumulative list of known issues up to this release.

Apttus Internal ID	Description
ASSETS-1636	After you have renewed an asset with a one-time primary line when you perform Change: Config action, an incorrect Delta Price and Net Price are calculated on the cart.
ASSETS-1724	Config asset pricing criteria are not functioning on a single ramp renewed line (renew one ramp = true).
ASSETS-2574	Values are not proper for flat price incremented and merged lines on the user interface popup for the Projected Asset Value API.
ASSETS-2970	CPQ does not cascade the option quantity during split actions to the options on the Cart page.
CPQ-11829	If the option group is single-select and requires the selection (min:1, max:1), you cannot make it optional from the configuration page but can make it optional from the cart. You can notice the same behavior when options required by default.
CPQ-37247	When you renew service and add new equipment, Apttus CPQ displays 0 as Weightage Amount on the related line item pop-up.
CPQ-37251	Unit Of Measure conversion is not working for Price Ramps.
CPQ-37257	In the Service CPQ flow, when you reconfigure a finalized service cart, Apttus CPQ does not display the info message regarding service products auto-included via an inclusion constraint rule.
CPQ-37233	Apttus CPQ does not disable the products that are already associated with the category from the all products list on the Associated Product section in Catalog.
CPQ-37437	When you click the name of the parent category from the left-hand side panel on the Catalog page, you are redirected to the home screen of the Catalog page instead of the parent category.
CPQ-37445	Apttus CPQ does not update the price of an option when the price is based on an attribute value until you select another option.

Apttus Internal ID	Description
CPQ-38515	If the options in a sub-bundle are auto-included based on the value of an attribute using the inclusion type constraint rule, Apttus CPQ does not remove the options from the sub-bundle when you change the value of the attribute and constraint condition is no longer valid. This happens when Is Bundle Context is selected.
CPQ-38642	On the exclusion prompt to exclude options, when you select options and click Remove Option , Apttus CPQ does not remove the selected options from the exclusion prompt and displays an error on the configuration page. However, the selected options are cleared on the Configuration page. This happens when constraint rules are executed on the server-side.
CPQ-39427	When you define Min/Max Applies To field as <i>Base Price</i> , Apttus CPQ restricts the net adjustment instead of the Base Price.
CPQ-39362	In Client-Side Constraint Rule, only one condition statement with product scope is supported on the client-side when you enabled Repeat Inclusion in Match in Condition.
CPQ-39699	When you select Enable Auto Reprice in Config System Properties, you are unable to apply % Discount Effective , % Markup Effective , and Price Factor Effective adjustments on totals on the Cart page.
CPQ-39772	Apttus CPQ does not execute constraint rules properly when Is Bundle Context is selected and the bundle and its sub-bundle have the same options.
CPQ-39900	If the options in a sub-bundle are disabled based on the selection of another option using the exclusion type constraint rule, Apttus CPQ does not enable the options when the condition is no longer valid. This happens when Is Bundle Context is selected.
CPQ-39972	When you configure an option in a bundle that is not a part of the Price List associated with the quote, Apttus CPQ does not display the price for that option. This happens specifically when the options price depends on the price list item of the bundle that belongs to a different price list than the price list associated with the quote.

Apttus Internal ID	Description
CPQ-40101	Min/Max adjustment fields are not available on the CPQ Admin user interface.
CPQ-40128	Apttus CPQ does not reprice the cart after the inclusion type constraint rule is deactivated and the auto-included products are removed from the cart. You are able to finalize the cart with an incorrect price.
CPQ-40238	When you add a product again in the inclusion prompt after removing it once and if the product belonged in a Product Group, Apttus CPQ does not allow you to finalize the cart.
CPQ-40244	<p>When you clone a quote using the Clone (with Line Item) button right after you finalize the cart, the newly cloned quote page does not load.</p> <p>Workaround: In buttons like Configure Products and Clone(with Line Items), add a validation check in the formula of the buttons to disable or hide these buttons till the IsTaskPending flag is set to false.</p>
CPQ-41676	CPQ does not calculate the Base Price of the service bundle option on the cart page according to the price matrix you defined on the price list item. The price is correct when you updated the quantity are reprice the cart.
CPQ-42440	<p>When you define a price list item with Price Method as <i>Related Price</i> and define values in the Related Pricing section on the Price List Item Details page, CPQ does not calculate prices according to the values in Related Pricing on the cart.</p> <p>Workaround: Use the fields Related Adjustment Amount, Related Adjustment Applies To, and Related Adjustment Type on the Price List Item Details page to define the related pricing.</p>
CPQ-43510	On the cart page, CPQ displays incorrect values of the amount in parentheses that are converted based on the Dated Currency Exchange Rate.
CPQ-43701	When you reconfigure a finalized quote and modify adjustments and reprice, CPQ displays a revalidation warning.
CPQ-43708	When you reprice product with Cumulative Range Line Item matrices, CPQ displays null object error.

Apttus Internal ID	Description
CPQ-44792	When you delete a product in Smart Cart flow, CPQ does not resequence the line items unless you click Reprice or Submit for Pricing .
CPQ-44615	In a TurboPricing flow, when you configure a finalized cart, CPQ displays blank fields on Usage Price Tier pop-up and display errors.
CPQ-44752	In a TurboPricing flow, when you update the quantity of an option with Price Method as <i>Flat Price</i> and repriced, CPQ displays price pending error upon finalization of the cart.
CPQ-44773	In a TurboPricing flow, when you apply adjustments to an option manually, CPQ calculates an incorrect price of other options in the bundle.
CPQ-44779	CPQ does not execute a replacement prompt rule that is based on criteria until you click Finalize .
CPQ-44817	In a TurboPricing flow, CPQ does not finalize the car if you update attribute values.
CPQ-44818	In a TurboPricing flow, when you add products from different sub-categories, CPQ does not calculate Grand Total and displays zero.
CPQ-44827	When you click define an inclusion type constraint rule with Action intent as <i>Check on Finalization</i> , CPQ displays an error upon finalization on the cart page. If you reprice the cart, the Finalize button is not enabled.
CPQ-44836	In a TurboPricing flow, when you remove an option selection from an exclusion prompt, CPQ does not allow you to finalize. This happens when options are excluded based on other option selection.
CPQ-44842	In a TurboPricing flow, you are able to finalize the cart even when the validation condition is not satisfied.
CPQ-44844	In a TurboPricing flow, CPQ does not allow you to finalize the cart even when you remove the product that caused a constraint rule violation.

Apttus Internal ID	Description
CPQ-44850	In a TurboPricing flow, when you reconfigure a cart and delete a standalone option product which is also a part of a bundle in that cart, CPQ removes the selection of that option in the bundle.
CPQ-44856	In a TurboPricing flow, CPQ does not update the quantity of the option that is derived from an attribute when you update that attribute value.
CPQ-44862	CPQ does not auto-include options that is a part of sub-bundle and that sub-bundle is auto-included.
CPQ-44869	In a TurboPricing flow, Related Pricing and Rounding on does not work simultaneously.

Apttus Copyright Disclaimer

Copyright © 2021 Apttus Corporation (“Apttus”) and/or its affiliates. All rights reserved.

No part of this document, or any information linked to or referenced herein, may be reproduced, distributed, or transmitted in any form or by any means, including photocopying, recording, or other electronic or mechanical methods, without the prior written consent of Apttus. All information contained herein is subject to change without notice and is not warranted to be error free.

This document may describe certain features and functionality of software that Apttus makes available for use under a license agreement containing restrictions on use and disclosure and are protected by intellectual property laws. Except as expressly permitted in your license agreement or allowed by law, you may not, in any form, or by any means, use, copy, reproduce, translate, broadcast, modify, license, transmit, distribute, exhibit, perform, publish, or display any part of the software. Reverse engineering, disassembly, decompilation of, or the creation of derivative work(s) from, the software is strictly prohibited. Additionally, this document may contain descriptions of software modules that are optional and for which you may not have purchased a license. As a result, your specific software solution and/or implementation may differ from those described in this document.

U.S. GOVERNMENT END USERS: Apttus software, including any operating system(s), integrated software, any programs installed on the hardware, and/or documentation, delivered to U.S. Government end users are “commercial computer software” pursuant to the applicable Federal Acquisition Regulation and agency-specific supplemental regulations. As such, use, duplication, disclosure, modification, and adaptation of the programs, including any operating system, integrated software, any programs installed on the hardware, and/or documentation, shall be subject to license terms and license restrictions applicable to the programs. No other rights are granted to the U.S. Government.

Neither the software nor the documentation were developed or intended for use in any inherently dangerous applications, including applications that may create a risk of personal injury. If you use this software or hardware in dangerous applications, then you shall be responsible to take all appropriate fail-safe, backup, redundancy, and other measures to ensure its safe use. Apttus and its affiliates disclaim any liability for any damages caused by use of this software or hardware in dangerous applications.

Apttus and X-Author are registered trademarks of Apttus and/or its affiliates.

The documentation and/or software may provide links to Web sites and access to content, products, and services from third parties. Apttus is not responsible for the availability of, or any content provided by third parties. You bear all risks associated with the use of such content. If you choose to purchase any products or services from a third party, the

relationship is directly between you and the third party. Apttus is not responsible for: (a) the quality of third-party products or services; or (b) fulfilling any of the terms of the agreement with the third party, including delivery of products or services and warranty obligations related to purchased products or services. Apttus is not responsible for any loss or damage of any sort that you may incur from dealing with any third party.

For additional resources and support, please visit <https://community.conga.com>.

DOC ID: CPQSFSUM20RN20200806

CPQ on Salesforce Summer 2020 Patch 1 Release Notes


About Release Notes

Apttus Release Notes contain the following information about CPQ Summer 2020 Patch 1 Release on Salesforce.

For more information on new features, enhancements, and document improvements refer to

- [What's New](#) in *CPQ on Salesforce Summer 2020 User Guide* or
- [What's New](#) in *CPQ on Salesforce Summer 2020 Administrator Guide* or
- [What's New](#) in *CPQ on Salesforce Summer 2020 SOAP API Guide*

- [Packages](#): Lists packages that are required to upgrade to this release of the product
- [System Requirements and Supported Platforms](#): Lists requirements and recommendations for installing this release
- [New Features](#): Provides high-level descriptions of new features introduced in this release, with links to more detailed information
- [Enhancements](#): Provides high-level descriptions of enhancements to existing features
- [Data Model Changes](#): Lists changes to the data model
- [Resolved Issues](#): Lists customer-reported issues that are resolved in this release or known issues resolved from previous releases
- [Known Issues](#): Lists known issues that are applicable in this release

 This documentation may contain descriptions of software features that are optional and for which you may not have purchased a license. As a result, your specific software solution and/or implementation may differ from those described in this document. Please contact your CSM or AE for information on your specific features and licensing.


Packages

The following packages and dependent packages are required to upgrade to this release to utilize all the new features of this release. These are the *minimum* required versions; later

versions are also supported. Separate prerequisites for each feature can be found in the respective guides. The packages marked as **(New)** are new packages in this release.

Product	Latest Certified Version <i>(Version Name Version Number)</i>
Conga Approvals (Required if you are using Approvals)	11.1.0161 11.161
Conga Base Library (Required if you are using Conga Configuration & Pricing)	1.1.93 1.93
Conga CLM Configuration Integration (Required if you are using CLM)	12.1.0136 12.136
Conga Configuration & Pricing (New)	12.1.1787.6 12.1787.6 Summer 2020 Patch 1
Conga Contract Lifecycle Management	11.1.0547 11.547
Conga CPQ Api	12.1.0104 12.104
Conga CPQ Approvals (Required if you are using Approvals on CPQ objects)	11.1.0018 11.18
Conga CPQ Setup (Required if you are using CPQ Admin Console)	12.1.61 12.61
Conga Deal Maximizer Setup (Required if you are using Deal Maximizer)	7.5.0050 7.50
Conga Order Management	1.0.0000 1.0



Product	Latest Certified Version <i>(Version Name Version Number)</i>
Conga Promotions (Required if you are using Promotions)	1.0.0000 1.0
Conga Quote Approvals	6.5.0004 6.4
Conga Quote Asset Integration	6.5.0014 6.14
Conga Quote CLM Integration	9.1.0063 9.63
Conga Quote Configuration Integration (Required if you are using CPQ and Proposal Management)	12.1.0332 12.332
Conga Quote Management (Required if you are using Proposal Management)	10.1.0221 10.221

 Before installing or upgrading Apttus managed packages, you must review the dependency matrix for each managed package. You can refer to the package dependency matrix at [Managed Packages Dependency Matrix](#).

System Requirements and Supported Platforms

The following table lists the minimum requirements for installing and using CPQ on Salesforce.

System Requirement	Minimum Supported Version
Operating System	Standard Salesforce.com requirements. See Salesforce PDF .

System Requirement	Minimum Supported Version
Browser	<p>Apttus supports the following browsers:</p> <ul style="list-style-type: none"> • Microsoft Edge • Google Chrome <p>Apttus recommends the latest stable version of the browser for the best performance.</p> <div data-bbox="643 555 1426 640" style="border: 1px solid #f0e68c; padding: 5px;"> <p> Internet Explorer is not supported.</p> </div>
Microsoft Office	<ul style="list-style-type: none"> • Microsoft Word 2007 with Service Pack 2 plus hotfix package 976477 (Word 2007 version number must be greater than 12.0.6520.4999) • Microsoft Word 2010 (32-bit & 64-bit) • Microsoft Office 2019, 2016, 2013, and desktop version of Office 365 <div data-bbox="643 943 1426 1070" style="border: 1px solid #d9e1f2; padding: 5px;"> <p> Apttus recommends the latest Microsoft Office Suite for the best performance.</p> </div>

Upgrade Notes

For more information on the prerequisites and post-upgrade tasks, see [Upgrading Apttus CPQ](#) in *CPQ on Salesforce Summer 2020 Administrator Guide*.

New Features

There are no new features in this release. Keep checking the Apttus Documentation Portal for new updates.

Enhancements

There are no new enhancements in this release.

Data Model Changes

There are no data model changes in this release.

Resolved Issues

The following table lists the known issues resolved from the previous release.

Apttus Internal ID	Description
CPQ-44615	In a TurboPricing flow, when you configured a finalized cart, CPQ displayed blank fields on Usage Price Tier pop-up and displayed errors.
CPQ-44752	In a TurboPricing flow, when you updated the quantity of an option with Price Method as <i>Flat Price</i> and repriced, CPQ displayed price pending error upon finalization of the cart.
CPQ-44817	In a TurboPricing flow, CPQ did not finalize the cart if you updated attribute values.
CPQ-44836	In a TurboPricing flow, when you removed an option selection from an exclusion prompt, CPQ did not allow you to finalize. This happened when options are excluded based on other option selection.
CPQ-44842	In a TurboPricing flow, you were able to finalize the cart even when the validation condition was not satisfied.
CPQ-44844	In a TurboPricing flow, CPQ did not allow you to finalize the cart even when you removed the product that caused a constraint rule violation.
CPQ-44856	In a TurboPricing flow, CPQ did not update the quantity of the option that was derived from an attribute when you updated that attribute value.
CPQ-44869	In a TurboPricing flow, Related Pricing and Rounding on did not work simultaneously.

Known Issues

The following table provides the cumulative list of known issues up to this release.

Apttus Internal ID	Description
ASSETS-1636	After you have renewed an asset with a one-time primary line when you perform Change: Config action, an incorrect Delta Price and Net Price are calculated on the cart.

Apttus Internal ID	Description
ASSETS-1724	Config asset pricing criteria are not functioning on a single ramp renewed line (renew one ramp = true).
ASSETS-2574	Values are not proper for flat price incremented and merged lines on the user interface popup for the Projected Asset Value API.
CPQ-11829	If the option group is single-select and requires the selection (min:1, max:1), you cannot make it optional from the configuration page but can make it optional from the cart. You can notice the same behavior when options required by default.
CPQ-37247	When you renew service and add new equipment, Apttus CPQ displays 0 as Weightage Amount on the related line item pop-up.
CPQ-37251	Unit Of Measure conversion is not working for Price Ramps.
CPQ-37257	In the Service CPQ flow, when you reconfigure a finalized service cart, Apttus CPQ does not display the info message regarding service products auto-included via an inclusion constraint rule.
CPQ-37233	Apttus CPQ does not disable the products that are already associated with the category from the all products list on the Associated Product section in Catalog.
CPQ-37437	When you click the name of the parent category from the left-hand side panel on the Catalog page, you are redirected to the home screen of the Catalog page instead of the parent category.
CPQ-37445	Apttus CPQ does not update the price of an option when the price is based on an attribute value until you select another option.
CPQ-38515	If the options in a sub-bundle are auto-included based on the value of an attribute using the inclusion type constraint rule, Apttus CPQ does not remove the options from the sub-bundle when you change the value of the attribute and constraint condition is no longer valid. This happens when Is Bundle Context is selected.
CPQ-38642	On the exclusion prompt to exclude options, when you select options and click Remove Option , Apttus CPQ does not remove the selected options from the exclusion prompt and displays an error on the configuration page. However, the selected options are cleared on the Configuration page. This happens when constraint rules are executed on the server-side.
CPQ-39427	When you define Min/Max Applies To field as <i>Base Price</i> , Apttus CPQ restricts the net adjustment instead of the Base Price.

Apttus Internal ID	Description
CPQ-39362	In Client-Side Constraint Rule, only one condition statement with product scope is supported on the client-side when you enabled Repeat Inclusion in Match in Condition.
CPQ-39699	When you select Enable Auto Reprice in Config System Properties, you are unable to apply % Discount Effective , % Markup Effective , and Price Factor Effective adjustments on totals on the Cart page.
CPQ-39772	Apttus CPQ does not execute constraint rules properly when Is Bundle Context is selected and the bundle and its sub-bundle have the same options.
CPQ-39900	If the options in a sub-bundle are disabled based on the selection of another option using the exclusion type constraint rule, Apttus CPQ does not enable the options when the condition is no longer valid. This happens when Is Bundle Context is selected.
CPQ-40101	Min/Max adjustment fields are not available on the CPQ Admin user interface.
CPQ-40128	Apttus CPQ does not reprice the cart after the inclusion type constraint rule is deactivated and the auto-included products are removed from the cart. You are able to finalize the cart with an incorrect price.
CPQ-40238	When you add a product again in the inclusion prompt after removing it once and if the product belonged in a Product Group, Apttus CPQ does not allow you to finalize the cart.
CPQ-40244	<p>When you clone a quote using the Clone (with Line Item) button right after you finalize the cart, the newly cloned quote page does not load.</p> <p>Workaround: In buttons like Configure Products and Clone(with Line Items), add a validation check in the formula of the buttons to disable or hide these buttons till the IsTaskPending flag is set to false.</p>
CPQ-42440	<p>When you define a price list item with Price Method as <i>Related Price</i> and define values in the Related Pricing section on the Price List Item Details page, CPQ does not calculate prices according to the values in Related Pricing on the cart.</p> <p>Workaround: Use the fields Related Adjustment Amount, Related Adjustment Applies To, and Related Adjustment Type on the Price List Item Details page to define the related pricing.</p>
CPQ-43510	On the cart page, CPQ displays incorrect values of the amount in parentheses that are converted based on the Dated Currency Exchange Rate.

Apttus Internal ID	Description
CPQ-43701	When you reconfigure a finalized quote and modify adjustments and reprice, CPQ displays a revalidation warning.
CPQ-43708	When you reprice product with Cumulative Range Line Item matrices, CPQ displays null object error.
CPQ-44792	When you delete a product in Smart Cart flow, CPQ does not resequence the line items unless you click Reprice or Submit for Pricing .
CPQ-44779	CPQ does not execute a replacement prompt rule that is based on criteria until you click Finalize .
CPQ-44827	When you click define an inclusion type constraint rule with Action intent as <i>Check on Finalization</i> , CPQ displays an error upon finalization on the cart page. If you reprice the cart, the Finalize button is not enabled.
CPQ-44862	CPQ does not auto-include options that is a part of sub-bundle and that sub-bundle is auto-included.

Apttus Copyright Disclaimer

Copyright © 2021 Apttus Corporation (“Apttus”) and/or its affiliates. All rights reserved.

No part of this document, or any information linked to or referenced herein, may be reproduced, distributed, or transmitted in any form or by any means, including photocopying, recording, or other electronic or mechanical methods, without the prior written consent of Apttus. All information contained herein is subject to change without notice and is not warranted to be error free.

This document may describe certain features and functionality of software that Apttus makes available for use under a license agreement containing restrictions on use and disclosure and are protected by intellectual property laws. Except as expressly permitted in your license agreement or allowed by law, you may not, in any form, or by any means, use, copy, reproduce, translate, broadcast, modify, license, transmit, distribute, exhibit, perform, publish, or display any part of the software. Reverse engineering, disassembly, decompilation of, or the creation of derivative work(s) from, the software is strictly prohibited. Additionally, this document may contain descriptions of software modules that are optional and for which you may not have purchased a license. As a result, your specific software solution and/or implementation may differ from those described in this document.

U.S. GOVERNMENT END USERS: Apttus software, including any operating system(s), integrated software, any programs installed on the hardware, and/or documentation, delivered to U.S. Government end users are “commercial computer software” pursuant to the applicable Federal Acquisition Regulation and agency-specific supplemental regulations. As such, use, duplication, disclosure, modification, and adaptation of the programs, including any operating system, integrated software, any programs installed on the hardware, and/or documentation, shall be subject to license terms and license restrictions applicable to the programs. No other rights are granted to the U.S. Government.

Neither the software nor the documentation were developed or intended for use in any inherently dangerous applications, including applications that may create a risk of personal injury. If you use this software or hardware in dangerous applications, then you shall be responsible to take all appropriate fail-safe, backup, redundancy, and other measures to ensure its safe use. Apttus and its affiliates disclaim any liability for any damages caused by use of this software or hardware in dangerous applications.

Apttus and X-Author are registered trademarks of Apttus and/or its affiliates.

The documentation and/or software may provide links to Web sites and access to content, products, and services from third parties. Apttus is not responsible for the availability of, or any content provided by third parties. You bear all risks associated with the use of such content. If you choose to purchase any products or services from a third party, the relationship is directly between you and the third party. Apttus is not responsible for: (a) the quality of third-party products or services; or (b) fulfilling any of the terms of the agreement with the third party, including delivery of products or services and warranty obligations related to purchased products or services. Apttus is not responsible for any loss or damage of any sort that you may incur from dealing with any third party.

For additional resources and support, please visit <https://community.conga.com>.

DOC ID: CPQSFSUM20P1RN20200824

CPQ on Salesforce Summer 2020 Patch 3 Release Notes


About Release Notes

Apttus Release Notes contain the following information about CPQ Summer 2020 Patch 3 Release on Salesforce.

For more information on new features, enhancements, and document improvements refer to

- [What's New](#) in *CPQ on Salesforce Summer 2020 User Guide* or
- [What's New](#) in *CPQ on Salesforce Summer 2020 Administrator Guide* or
- [What's New](#) in *CPQ on Salesforce Summer 2020 SOAP API Guide*

- [Packages](#): Lists packages that are required to upgrade to this release of the product
- [System Requirements and Supported Platforms](#): Lists requirements and recommendations for installing this release
- [New Features](#): Provides high-level descriptions of new features introduced in this release, with links to more detailed information
- [Enhancements](#): Provides high-level descriptions of enhancements to existing features
- [Data Model Changes](#): Lists changes to the data model
- [Resolved Issues](#): Lists customer-reported issues that are resolved in this release or known issues resolved from previous releases
- [Known Issues](#): Lists known issues that are applicable in this release

 This documentation may contain descriptions of software features that are optional and for which you may not have purchased a license. As a result, your specific software solution and/or implementation may differ from those described in this document. Please contact your CSM or AE for information on your specific features and licensing.


Packages

The following packages and dependent packages are required to upgrade to this release to utilize all the new features of this release. These are the *minimum* required versions; later

versions are also supported. Separate prerequisites for each feature can be found in the respective guides. The packages marked as **(New)** are new packages in this release.

Product	Latest Certified Version <i>(Version Name Version Number)</i>
Conga Approvals (New) (Required if you are using Approvals)	11.1.0161.8 11.161.8
Conga Base Library (Required if you are using Conga Configuration & Pricing)	1.1.93 1.93
Conga CLM Configuration Integration (Required if you are using CLM)	12.1.0136 12.136
Conga Configuration & Pricing (New)	12.1.1787.14 12.1787.14 Summer 2020 Patch 3
Conga Contract Lifecycle Management	11.1.0547 11.547
Conga CPQ Api	12.1.0104 12.104
Conga CPQ Approvals (Required if you are using Approvals on CPQ objects)	11.1.0018 11.18
Conga CPQ Setup (Required if you are using CPQ Admin Console)	12.1.61 12.61
Conga Deal Maximizer Setup (Required if you are using Deal Maximizer)	7.5.0050 7.50
Conga Order Management	1.0.0000 1.0



Product	Latest Certified Version <i>(Version Name Version Number)</i>
Conga Promotions (Required if you are using Promotions)	1.0.0000 1.0
Conga Quote Approvals	6.5.0004 6.4
Conga Quote Asset Integration	6.5.0014 6.14
Conga Quote CLM Integration	9.1.0063 9.63
Conga Quote Configuration Integration (Required if you are using CPQ and Proposal Management)	12.1.0332 12.332
Conga Quote Management (New) (Required if you are using Proposal Management)	10.1.0221.3 10.221.3

 Before installing or upgrading Apttus managed packages, you must review the dependency matrix for each managed package. You can refer to the package dependency matrix at [Managed Packages Dependency Matrix](#).

System Requirements and Supported Platforms

The following table lists the minimum requirements for installing and using CPQ on Salesforce.

System Requirement	Minimum Supported Version
Operating System	Standard Salesforce.com requirements. See Salesforce PDF .

System Requirement	Minimum Supported Version
Browser	<p>Apttus supports the following browsers:</p> <ul style="list-style-type: none"> • Microsoft Edge • Google Chrome <p>Apttus recommends the latest stable version of the browser for the best performance.</p> <div data-bbox="639 555 1426 640" style="border: 1px solid #f9c996; padding: 5px;"> <p> Internet Explorer is not supported.</p> </div>
Microsoft Office	<ul style="list-style-type: none"> • Microsoft Word 2007 with Service Pack 2 plus hotfix package 976477 (Word 2007 version number must be greater than 12.0.6520.4999) • Microsoft Word 2010 (32-bit & 64-bit) • Microsoft Office 2019, 2016, 2013, and desktop version of Office 365 <div data-bbox="639 943 1426 1070" style="border: 1px solid #d9e1f2; padding: 5px;"> <p> Apttus recommends the latest Microsoft Office Suite for the best performance.</p> </div>

Upgrade Notes

For more information on the prerequisites and post-upgrade tasks, see [Upgrading Apttus CPQ](#) in *CPQ on Salesforce Summer 2020 Administrator Guide*.

New Features

There are no new features in this release. Keep checking the Apttus Documentation Portal for new updates.

Enhancements

There are no new enhancements in this release.

Data Model Changes

There are no data model changes in this release.

Resolved Issues

The following table lists the issues resolved in this release.

Case Number	Apttus Internal ID	Description
NA	CPQ-43974	When you updated Tier Level(Override) , CPQ did not update Additional Points For Next Level and Additional Points To Keep Level automatically. Resolution: CPQ is now enhanced to update Additional Points For Next Level and Additional Points To Keep Level automatically upon changes to Tier Level(Override) as it was not supported previously.
00104071	CPQ-45160	The line number sequence on the Cart did not work as expected.

The following table lists the known issue resolved from the previous release.

Apttus Internal ID	Description
CPQ-44792	When you delete a product in Smart Cart flow, CPQ does not resequence the line items unless you click Reprice or Submit for Pricing .

Known Issues

The following table provides the cumulative list of known issues up to this release.

Apttus Internal ID	Description
ASSETS-1636	After you have renewed an asset with a one-time primary line when you perform Change: Config action, an incorrect Delta Price and Net Price are calculated on the cart.
ASSETS-1724	Config asset pricing criteria are not functioning on a single ramp renewed line (renew one ramp = true).
ASSETS-2574	Values are not proper for flat price incremented and merged lines on the user interface popup for the Projected Asset Value API.

Apttus Internal ID	Description
CPQ-11829	If the option group is single-select and requires the selection (min:1, max:1), you cannot make it optional from the configuration page but can make it optional from the cart. You can notice the same behavior when options required by default.
CPQ-37247	When you renew service and add new equipment, Apttus CPQ displays 0 as Weightage Amount on the related line item pop-up.
CPQ-37251	Unit Of Measure conversion is not working for Price Ramps.
CPQ-37257	In the Service CPQ flow, when you reconfigure a finalized service cart, Apttus CPQ does not display the info message regarding service products auto-included via an inclusion constraint rule.
CPQ-37233	Apttus CPQ does not disable the products that are already associated with the category from the all products list on the Associated Product section in Catalog.
CPQ-37437	When you click the name of the parent category from the left-hand side panel on the Catalog page, you are redirected to the home screen of the Catalog page instead of the parent category.
CPQ-37445	Apttus CPQ does not update the price of an option when the price is based on an attribute value until you select another option.
CPQ-38515	If the options in a sub-bundle are auto-included based on the value of an attribute using the inclusion type constraint rule, Apttus CPQ does not remove the options from the sub-bundle when you change the value of the attribute and constraint condition is no longer valid. This happens when Is Bundle Context is selected.
CPQ-38642	On the exclusion prompt to exclude options, when you select options and click Remove Option , Apttus CPQ does not remove the selected options from the exclusion prompt and displays an error on the configuration page. However, the selected options are cleared on the Configuration page. This happens when constraint rules are executed on the server-side.
CPQ-39427	When you define Min/Max Applies To field as <i>Base Price</i> , Apttus CPQ restricts the net adjustment instead of the Base Price.
CPQ-39362	In Client-Side Constraint Rule, only one condition statement with product scope is supported on the client-side when you enabled Repeat Inclusion in Match in Condition.

Apttus Internal ID	Description
CPQ-39699	When you select Enable Auto Reprice in Config System Properties, you are unable to apply % Discount Effective , % Markup Effective , and Price Factor Effective adjustments on totals on the Cart page.
CPQ-39772	Apttus CPQ does not execute constraint rules properly when Is Bundle Context is selected and the bundle and its sub-bundle have the same options.
CPQ-39900	If the options in a sub-bundle are disabled based on the selection of another option using the exclusion type constraint rule, Apttus CPQ does not enable the options when the condition is no longer valid. This happens when Is Bundle Context is selected.
CPQ-40101	Min/Max adjustment fields are not available on the CPQ Admin user interface.
CPQ-40128	Apttus CPQ does not reprice the cart after the inclusion type constraint rule is deactivated and the auto-included products are removed from the cart. You are able to finalize the cart with an incorrect price.
CPQ-40238	When you add a product again in the inclusion prompt after removing it once and if the product belonged in a Product Group, Apttus CPQ does not allow you to finalize the cart.
CPQ-40244	When you clone a quote using the Clone (with Line Item) button right after you finalize the cart, the newly cloned quote page does not load. Workaround: In buttons like Configure Products and Clone(with Line Items) , add a validation check in the formula of the buttons to disable or hide these buttons till the IsTaskPending flag is set to false.
CPQ-42440	When you define a price list item with Price Method as <i>Related Price</i> and define values in the Related Pricing section on the Price List Item Details page, CPQ does not calculate prices according to the values in Related Pricing on the cart. Workaround: Use the fields Related Adjustment Amount , Related Adjustment Applies To , and Related Adjustment Type on the Price List Item Details page to define the related pricing.
CPQ-43510	On the cart page, CPQ displays incorrect values of the amount in parentheses that are converted based on the Dated Currency Exchange Rate.
CPQ-43701	When you reconfigure a finalized quote and modify adjustments and reprice, CPQ displays a revalidation warning.

Apttus Internal ID	Description
CPQ-43708	When you reprice product with Cumulative Range Line Item matrices, CPQ displays null object error.
CPQ-44779	CPQ does not execute a replacement prompt rule that is based on criteria until you click Finalize .
CPQ-44827	When you click define an inclusion type constraint rule with Action intent as <i>Check on Finalization</i> , CPQ displays an error upon finalization on the cart page. If you reprice the cart, the Finalize button is not enabled.
CPQ-44862	CPQ does not auto-include options that is a part of sub-bundle and that sub-bundle is auto-included.

Apttus Copyright Disclaimer

Copyright © 2021 Apttus Corporation (“Apttus”) and/or its affiliates. All rights reserved.

No part of this document, or any information linked to or referenced herein, may be reproduced, distributed, or transmitted in any form or by any means, including photocopying, recording, or other electronic or mechanical methods, without the prior written consent of Apttus. All information contained herein is subject to change without notice and is not warranted to be error free.

This document may describe certain features and functionality of software that Apttus makes available for use under a license agreement containing restrictions on use and disclosure and are protected by intellectual property laws. Except as expressly permitted in your license agreement or allowed by law, you may not, in any form, or by any means, use, copy, reproduce, translate, broadcast, modify, license, transmit, distribute, exhibit, perform, publish, or display any part of the software. Reverse engineering, disassembly, decompilation of, or the creation of derivative work(s) from, the software is strictly prohibited. Additionally, this document may contain descriptions of software modules that are optional and for which you may not have purchased a license. As a result, your specific software solution and/or implementation may differ from those described in this document.

U.S. GOVERNMENT END USERS: Apttus software, including any operating system(s), integrated software, any programs installed on the hardware, and/or documentation, delivered to U.S. Government end users are “commercial computer software” pursuant to the applicable Federal Acquisition Regulation and agency-specific supplemental regulations. As such, use, duplication, disclosure, modification, and adaptation of the

programs, including any operating system, integrated software, any programs installed on the hardware, and/or documentation, shall be subject to license terms and license restrictions applicable to the programs. No other rights are granted to the U.S. Government.

Neither the software nor the documentation were developed or intended for use in any inherently dangerous applications, including applications that may create a risk of personal injury. If you use this software or hardware in dangerous applications, then you shall be responsible to take all appropriate fail-safe, backup, redundancy, and other measures to ensure its safe use. Apttus and its affiliates disclaim any liability for any damages caused by use of this software or hardware in dangerous applications.

Apttus and X-Author are registered trademarks of Apttus and/or its affiliates.

The documentation and/or software may provide links to Web sites and access to content, products, and services from third parties. Apttus is not responsible for the availability of, or any content provided by third parties. You bear all risks associated with the use of such content. If you choose to purchase any products or services from a third party, the relationship is directly between you and the third party. Apttus is not responsible for: (a) the quality of third-party products or services; or (b) fulfilling any of the terms of the agreement with the third party, including delivery of products or services and warranty obligations related to purchased products or services. Apttus is not responsible for any loss or damage of any sort that you may incur from dealing with any third party.

For additional resources and support, please visit <https://community.conga.com>.

DOC ID: CPQSFSUM20P3RN20200924

CPQ on Salesforce Summer 2020 Patch 4 Release Notes


About Release Notes

Apttus Release Notes contain the following information about CPQ Summer 2020 Patch 4 Release on Salesforce.

For more information on new features, enhancements, and document improvements refer to

- [What's New](#) in *CPQ on Salesforce Summer 2020 User Guide* or
- [What's New](#) in *CPQ on Salesforce Summer 2020 Administrator Guide* or
- [What's New](#) in *CPQ on Salesforce Summer 2020 SOAP API Guide*

- [Packages](#): Lists packages that are required to upgrade to this release of the product
- [System Requirements and Supported Platforms](#): Lists requirements and recommendations for installing this release
- [New Features](#): Provides high-level descriptions of new features introduced in this release, with links to more detailed information
- [Enhancements](#): Provides high-level descriptions of enhancements to existing features
- [Data Model Changes](#): Lists changes to the data model
- [Resolved Issues](#): Lists customer-reported issues that are resolved in this release or known issues resolved from previous releases
- [Known Issues](#): Lists known issues that are applicable in this release

 This documentation may contain descriptions of software features that are optional and for which you may not have purchased a license. As a result, your specific software solution and/or implementation may differ from those described in this document. Please contact your CSM or AE for information on your specific features and licensing.


Packages

The following packages and dependent packages are required to upgrade to this release to utilize all the new features of this release. These are the *minimum* required versions; later

versions are also supported. Separate prerequisites for each feature can be found in the respective guides. The packages marked as **(New)** are new packages in this release.

Product	Latest Certified Version <i>(Version Name Version Number)</i>
Conga Approvals (New) (Required if you are using Approvals)	11.1.0161.9 11.161.9
Conga Base Library (Required if you are using Conga Configuration & Pricing)	1.1.93 1.93
Conga CLM Configuration Integration (Required if you are using CLM)	12.1.0136 12.136
Conga Configuration & Pricing (New)	12.1.1787.17 12.1787.17 Summer 2020 Patch 4
Conga Contract Lifecycle Management (New)	11.1.0547.1 11.547.1
Conga CPQ Api	12.1.0104 12.104
Conga CPQ Approvals (Required if you are using Approvals on CPQ objects)	11.1.0018 11.18
Conga CPQ Setup (Required if you are using CPQ Admin Console)	12.1.61 12.61
Conga Deal Maximizer Setup (Required if you are using Deal Maximizer)	7.5.0050 7.50
Conga Order Management	1.0.0000 1.0



Product	Latest Certified Version <i>(Version Name Version Number)</i>
Conga Promotions (Required if you are using Promotions)	1.0.0000 1.0
Conga Quote Approvals	6.5.0004 6.4
Conga Quote Asset Integration	6.5.0014 6.14
Conga Quote CLM Integration	9.1.0063 9.63
Conga Quote Configuration Integration (Required if you are using CPQ and Proposal Management)	12.1.0332 12.332
Conga Quote Management (Required if you are using Proposal Management)	10.1.0221.3 10.221.3

 Before installing or upgrading Apttus managed packages, you must review the dependency matrix for each managed package. You can refer to the package dependency matrix at [Managed Packages Dependency Matrix](#).

System Requirements and Supported Platforms

The following table lists the minimum requirements for installing and using CPQ on Salesforce.

System Requirement	Minimum Supported Version
Operating System	Standard Salesforce.com requirements. See Salesforce PDF .

System Requirement	Minimum Supported Version
Browser	<p>Apttus supports the following browsers:</p> <ul style="list-style-type: none"> • Microsoft Edge • Google Chrome <p>Apttus recommends the latest stable version of the browser for the best performance.</p> <div style="border: 1px solid #ffc107; padding: 5px; margin-top: 10px;"> <p> Internet Explorer is not supported.</p> </div>
Microsoft Office	<ul style="list-style-type: none"> • Microsoft Word 2007 with Service Pack 2 plus hotfix package 976477 (Word 2007 version number must be greater than 12.0.6520.4999) • Microsoft Word 2010 (32-bit & 64-bit) • Microsoft Office 2019, 2016, 2013, and desktop version of Office 365 <div style="border: 1px solid #6c757d; padding: 5px; margin-top: 10px;"> <p> Apttus recommends the latest Microsoft Office Suite for the best performance.</p> </div>

Upgrade Notes

For more information on the prerequisites and post-upgrade tasks, see [Upgrading Apttus CPQ](#) in *CPQ on Salesforce Summer 2020 Administrator Guide*.

New Features

There are no new features in this release. Keep checking the Apttus Documentation Portal for new updates.

Enhancements

There are no new enhancements in this release.

Data Model Changes

There are no data model changes in this release.

Resolved Issues

The following table lists the issues resolved in this release.

Case Number	Apttus Internal ID	Description
00107317	CPQ-45802	CPQ did not display results when you searched for miscellaneous line items on the cart.

The following table lists the known issue resolved from the previous release.

Apttus Internal ID	Description
CPQ-44827	When you defined an inclusion type constraint rule with Action intent as <i>Check on Finalization</i> , CPQ displayed an error upon finalization on the cart page. If you repriced the cart, the Finalize button is not enabled.

Known Issues

The following table provides the cumulative list of known issues up to this release.

Apttus Internal ID	Description
ASSETS-1636	After you have renewed an asset with a one-time primary line when you perform Change: Config action, an incorrect Delta Price and Net Price are calculated on the cart.
ASSETS-1724	Config asset pricing criteria are not functioning on a single ramp renewed line (renew one ramp = true).
ASSETS-2574	Values are not proper for flat price incremented and merged lines on the user interface popup for the Projected Asset Value API.
CPQ-11829	If the option group is single-select and requires the selection (min:1, max:1), you cannot make it optional from the configuration page but can make it optional from the cart. You can notice the same behavior when options required by default.

Apttus Internal ID	Description
CPQ-37247	When you renew service and add new equipment, Apttus CPQ displays 0 as Weightage Amount on the related line item pop-up.
CPQ-37251	Unit Of Measure conversion is not working for Price Ramps.
CPQ-37257	In the Service CPQ flow, when you reconfigure a finalized service cart, Apttus CPQ does not display the info message regarding service products auto-included via an inclusion constraint rule.
CPQ-37233	Apttus CPQ does not disable the products that are already associated with the category from the all products list on the Associated Product section in Catalog.
CPQ-37437	When you click the name of the parent category from the left-hand side panel on the Catalog page, you are redirected to the home screen of the Catalog page instead of the parent category.
CPQ-37445	Apttus CPQ does not update the price of an option when the price is based on an attribute value until you select another option.
CPQ-38515	If the options in a sub-bundle are auto-included based on the value of an attribute using the inclusion type constraint rule, Apttus CPQ does not remove the options from the sub-bundle when you change the value of the attribute and constraint condition is no longer valid. This happens when Is Bundle Context is selected.
CPQ-38642	On the exclusion prompt to exclude options, when you select options and click Remove Option , Apttus CPQ does not remove the selected options from the exclusion prompt and displays an error on the configuration page. However, the selected options are cleared on the Configuration page. This happens when constraint rules are executed on the server-side.
CPQ-39427	When you define Min/Max Applies To field as <i>Base Price</i> , Apttus CPQ restricts the net adjustment instead of the Base Price.
CPQ-39362	In Client-Side Constraint Rule, only one condition statement with product scope is supported on the client-side when you enabled Repeat Inclusion in Match in Condition.
CPQ-39699	When you select Enable Auto Reprice in Config System Properties, you are unable to apply % Discount Effective , % Markup Effective , and Price Factor Effective adjustments on totals on the Cart page.

Apttus Internal ID	Description
CPQ-39772	Apttus CPQ does not execute constraint rules properly when Is Bundle Context is selected and the bundle and its sub-bundle have the same options.
CPQ-39900	If the options in a sub-bundle are disabled based on the selection of another option using the exclusion type constraint rule, Apttus CPQ does not enable the options when the condition is no longer valid. This happens when Is Bundle Context is selected.
CPQ-40101	Min/Max adjustment fields are not available on the CPQ Admin user interface.
CPQ-40128	Apttus CPQ does not reprice the cart after the inclusion type constraint rule is deactivated and the auto-included products are removed from the cart. You are able to finalize the cart with an incorrect price.
CPQ-40238	When you add a product again in the inclusion prompt after removing it once and if the product belonged in a Product Group, Apttus CPQ does not allow you to finalize the cart.
CPQ-40244	<p>When you clone a quote using the Clone (with Line Item) button right after you finalize the cart, the newly cloned quote page does not load.</p> <p>Workaround: In buttons like Configure Products and Clone(with Line Items), add a validation check in the formula of the buttons to disable or hide these buttons till the IsTaskPending flag is set to false.</p>
CPQ-42440	<p>When you define a price list item with Price Method as <i>Related Price</i> and define values in the Related Pricing section on the Price List Item Details page, CPQ does not calculate prices according to the values in Related Pricing on the cart.</p> <p>Workaround: Use the fields Related Adjustment Amount, Related Adjustment Applies To, and Related Adjustment Type on the Price List Item Details page to define the related pricing.</p>
CPQ-43510	On the cart page, CPQ displays incorrect values of the amount in parentheses that are converted based on the Dated Currency Exchange Rate.
CPQ-43701	When you reconfigure a finalized quote and modify adjustments and reprice, CPQ displays a revalidation warning.
CPQ-43708	When you reprice product with Cummulative Range Line Item matrices, CPQ displays null object error.

Apttus Internal ID	Description
CPQ-44779	CPQ does not execute a replacement prompt rule that is based on criteria until you click Finalize .
CPQ-44862	CPQ does not auto-include options that is a part of sub-bundle and that sub-bundle is auto-included.

Apttus Copyright Disclaimer

Copyright © 2021 Apttus Corporation (“Apttus”) and/or its affiliates. All rights reserved.

No part of this document, or any information linked to or referenced herein, may be reproduced, distributed, or transmitted in any form or by any means, including photocopying, recording, or other electronic or mechanical methods, without the prior written consent of Apttus. All information contained herein is subject to change without notice and is not warranted to be error free.

This document may describe certain features and functionality of software that Apttus makes available for use under a license agreement containing restrictions on use and disclosure and are protected by intellectual property laws. Except as expressly permitted in your license agreement or allowed by law, you may not, in any form, or by any means, use, copy, reproduce, translate, broadcast, modify, license, transmit, distribute, exhibit, perform, publish, or display any part of the software. Reverse engineering, disassembly, decompilation of, or the creation of derivative work(s) from, the software is strictly prohibited. Additionally, this document may contain descriptions of software modules that are optional and for which you may not have purchased a license. As a result, your specific software solution and/or implementation may differ from those described in this document.

U.S. GOVERNMENT END USERS: Apttus software, including any operating system(s), integrated software, any programs installed on the hardware, and/or documentation, delivered to U.S. Government end users are “commercial computer software” pursuant to the applicable Federal Acquisition Regulation and agency-specific supplemental regulations. As such, use, duplication, disclosure, modification, and adaptation of the programs, including any operating system, integrated software, any programs installed on the hardware, and/or documentation, shall be subject to license terms and license restrictions applicable to the programs. No other rights are granted to the U.S. Government.

Neither the software nor the documentation were developed or intended for use in any inherently dangerous applications, including applications that may create a risk of personal injury. If you use this software or hardware in dangerous applications, then you shall be responsible to take all appropriate fail-safe, backup, redundancy, and other

measures to ensure its safe use. Apttus and its affiliates disclaim any liability for any damages caused by use of this software or hardware in dangerous applications.

Apttus and X-Author are registered trademarks of Apttus and/or its affiliates.

The documentation and/or software may provide links to Web sites and access to content, products, and services from third parties. Apttus is not responsible for the availability of, or any content provided by third parties. You bear all risks associated with the use of such content. If you choose to purchase any products or services from a third party, the relationship is directly between you and the third party. Apttus is not responsible for: (a) the quality of third-party products or services; or (b) fulfilling any of the terms of the agreement with the third party, including delivery of products or services and warranty obligations related to purchased products or services. Apttus is not responsible for any loss or damage of any sort that you may incur from dealing with any third party.

For additional resources and support, please visit <https://community.conga.com>.

DOC ID: CPQSFSUM20P4RN20201005

CPQ on Salesforce Summer 2020 Patch 5 Release Notes


About Release Notes

Apttus Release Notes contain the following information about CPQ Summer 2020 Patch 5 Release on Salesforce.

For more information on new features, enhancements, and document improvements refer to

- [What's New](#) in *CPQ on Salesforce Summer 2020 User Guide* or
- [What's New](#) in *CPQ on Salesforce Summer 2020 Administrator Guide* or
- [What's New](#) in *CPQ on Salesforce Summer 2020 SOAP API Guide*

- [Packages](#): Lists packages that are required to upgrade to this release of the product
- [System Requirements and Supported Platforms](#): Lists requirements and recommendations for installing this release
- [New Features](#): Provides high-level descriptions of new features introduced in this release, with links to more detailed information
- [Enhancements](#): Provides high-level descriptions of enhancements to existing features
- [Data Model Changes](#): Lists changes to the data model
- [Resolved Issues](#): Lists customer-reported issues that are resolved in this release or known issues resolved from previous releases
- [Known Issues](#): Lists known issues that are applicable in this release

 This documentation may contain descriptions of software features that are optional and for which you may not have purchased a license. As a result, your specific software solution and/or implementation may differ from those described in this document. Please contact your CSM or AE for information on your specific features and licensing.


Packages

The following packages and dependent packages are required to upgrade to this release to utilize all the new features of this release. These are the *minimum* required versions; later

versions are also supported. Separate prerequisites for each feature can be found in the respective guides. The packages marked as **(New)** are new packages in this release.

Product	Latest Certified Version <i>(Version Name Version Number)</i>
Conga Approvals (New) (Required if you are using Approvals)	11.1.0161.13 11.161.13
Conga Base Library (Required if you are using Conga Configuration & Pricing)	1.1.93 1.93
Conga CLM Configuration Integration (Required if you are using CLM)	12.1.0136 12.136
Conga Configuration & Pricing (New)	12.1.1787.25 12.1787.25 Summer 2020 Patch 5
Conga Contract Lifecycle Management (New)	11.1.0547.4 11.547.4
Conga CPQ Api	12.1.0104 12.104
Conga CPQ Approvals (Required if you are using Approvals on CPQ objects)	
Conga CPQ Setup (New) (Required if you are using CPQ Admin Console)	12.1.61.3 12.61.3
Conga Deal Maximizer Setup (Required if you are using Deal Maximizer)	7.5.0050 7.50
Conga Order Management	1.0.0000 1.0



Product	Latest Certified Version <i>(Version Name Version Number)</i>
Conga Promotions (Required if you are using Promotions)	1.0.0000 1.0
Conga Quote Approvals	6.5.0004 6.4
Conga Quote Asset Integration	6.5.0014 6.14
Conga Quote CLM Integration	9.1.0063 9.63
Conga Quote Configuration Integration (Required if you are using CPQ and Proposal Management)	12.1.0332 12.332
Conga Quote Management (Required if you are using Proposal Management)	10.1.0221.3 10.221.3

 Before installing or upgrading Apttus managed packages, you must review the dependency matrix for each managed package. You can refer to the package dependency matrix at [Managed Packages Dependency Matrix](#).

System Requirements and Supported Platforms

The following table lists the minimum requirements for installing and using CPQ on Salesforce.

System Requirement	Minimum Supported Version
Operating System	Standard Salesforce.com requirements. See Salesforce PDF .

System Requirement	Minimum Supported Version
Browser	<p>Apttus supports the following browsers:</p> <ul style="list-style-type: none"> • Microsoft Edge • Google Chrome <p>Apttus recommends the latest stable version of the browser for the best performance.</p> <div data-bbox="641 555 1426 640" style="border: 1px solid #f0e68c; padding: 5px;"> <p> Internet Explorer is not supported.</p> </div>
Microsoft Office	<ul style="list-style-type: none"> • Microsoft Word 2007 with Service Pack 2 plus hotfix package 976477 (Word 2007 version number must be greater than 12.0.6520.4999) • Microsoft Word 2010 (32-bit & 64-bit) • Microsoft Office 2019, 2016, 2013, and desktop version of Office 365 <div data-bbox="641 943 1426 1070" style="border: 1px solid #d9e1f2; padding: 5px;"> <p> Apttus recommends the latest Microsoft Office Suite for the best performance.</p> </div>

Upgrade Notes

For more information on the prerequisites and post-upgrade tasks, see [Upgrading Apttus CPQ](#) in *CPQ on Salesforce Summer 2020 Administrator Guide*.

New Features

There are no new features in this release. Keep checking the Apttus Documentation Portal for new updates.

Enhancements

There are no new enhancements in this release.

Data Model Changes

There are no data model changes in this release.

Resolved Issues

The following table lists the issues resolved in this release.

Case Number	Apttus Internal ID	Description
00103933	CPQ-44563	CPQ did not allow you to associate products to a child category of the <i>Offering</i> type parent category. You were redirected to the page to associate products to the parent category.
00107298	CPQ-45727	If the Approval Stage field on the Quote Details page was set to <i>Approval Required</i> even though the cart did not require any approval, CPQ did not enable the finalize button on the Cart page.
00107397	CPQ-45975	When you click Go To Pricing directly after configuring options on the Configuration page, CPQ did not display all the charge types associated with the option on the Cart page even if you repriced the cart. This happened when you did not click Update Price .
00105451	CPQ-46001	When you clicked the Add To Cart on the Cart page or the Go To Pricing button on the Configuration page, CPQ displayed an error on the Configuration page and the console.

Known Issues

The following table provides the cumulative list of known issues up to this release.

Apttus Internal ID	Description
ASSETS-1636	After you have renewed an asset with a one-time primary line when you perform Change: Config action, an incorrect Delta Price and Net Price are calculated on the cart.
ASSETS-1724	Config asset pricing criteria are not functioning on a single ramp renewed line (renew one ramp = true).
ASSETS-2574	Values are not proper for flat price incremented and merged lines on the user interface popup for the Projected Asset Value API.

Apttus Internal ID	Description
CPQ-11829	If the option group is single-select and requires the selection (min:1, max:1), you cannot make it optional from the configuration page but can make it optional from the cart. You can notice the same behavior when options required by default.
CPQ-37247	When you renew service and add new equipment, Apttus CPQ displays 0 as Weightage Amount on the related line item pop-up.
CPQ-37251	Unit Of Measure conversion is not working for Price Ramps.
CPQ-37257	In the Service CPQ flow, when you reconfigure a finalized service cart, Apttus CPQ does not display the info message regarding service products auto-included via an inclusion constraint rule.
CPQ-37233	Apttus CPQ does not disable the products that are already associated with the category from the all products list on the Associated Product section in Catalog.
CPQ-37437	When you click the name of the parent category from the left-hand side panel on the Catalog page, you are redirected to the home screen of the Catalog page instead of the parent category.
CPQ-37445	Apttus CPQ does not update the price of an option when the price is based on an attribute value until you select another option.
CPQ-38515	If the options in a sub-bundle are auto-included based on the value of an attribute using the inclusion type constraint rule, Apttus CPQ does not remove the options from the sub-bundle when you change the value of the attribute and constraint condition is no longer valid. This happens when Is Bundle Context is selected.
CPQ-38642	On the exclusion prompt to exclude options, when you select options and click Remove Option , Apttus CPQ does not remove the selected options from the exclusion prompt and displays an error on the configuration page. However, the selected options are cleared on the Configuration page. This happens when constraint rules are executed on the server-side.
CPQ-39427	When you define Min/Max Applies To field as <i>Base Price</i> , Apttus CPQ restricts the net adjustment instead of the Base Price.
CPQ-39362	In Client-Side Constraint Rule, only one condition statement with product scope is supported on the client-side when you enabled Repeat Inclusion in Match in Condition.

Apttus Internal ID	Description
CPQ-39699	When you select Enable Auto Reprice in Config System Properties, you are unable to apply % Discount Effective , % Markup Effective , and Price Factor Effective adjustments on totals on the Cart page.
CPQ-39772	Apttus CPQ does not execute constraint rules properly when Is Bundle Context is selected and the bundle and its sub-bundle have the same options.
CPQ-39900	If the options in a sub-bundle are disabled based on the selection of another option using the exclusion type constraint rule, Apttus CPQ does not enable the options when the condition is no longer valid. This happens when Is Bundle Context is selected.
CPQ-40101	Min/Max adjustment fields are not available on the CPQ Admin user interface.
CPQ-40128	Apttus CPQ does not reprice the cart after the inclusion type constraint rule is deactivated and the auto-included products are removed from the cart. You are able to finalize the cart with an incorrect price.
CPQ-40238	When you add a product again in the inclusion prompt after removing it once and if the product belonged in a Product Group, Apttus CPQ does not allow you to finalize the cart.
CPQ-40244	When you clone a quote using the Clone (with Line Item) button right after you finalize the cart, the newly cloned quote page does not load. Workaround: In buttons like Configure Products and Clone(with Line Items) , add a validation check in the formula of the buttons to disable or hide these buttons till the IsTaskPending flag is set to false.
CPQ-42440	When you define a price list item with Price Method as <i>Related Price</i> and define values in the Related Pricing section on the Price List Item Details page, CPQ does not calculate prices according to the values in Related Pricing on the cart. Workaround: Use the fields Related Adjustment Amount , Related Adjustment Applies To , and Related Adjustment Type on the Price List Item Details page to define the related pricing.
CPQ-43510	On the cart page, CPQ displays incorrect values of the amount in parentheses that are converted based on the Dated Currency Exchange Rate.
CPQ-43701	When you reconfigure a finalized quote and modify adjustments and reprice, CPQ displays a revalidation warning.

Apttus Internal ID	Description
CPQ-43708	When you reprice product with Cummulative Range Line Item matrices, CPQ displays null object error.
CPQ-44779	CPQ does not execute a replacement prompt rule that is based on criteria until you click Finalize .
CPQ-44862	CPQ does not auto-include options that is a part of sub-bundle and that sub-bundle is auto-included.

Apttus Copyright Disclaimer

Copyright © 2021 Apttus Corporation (“Apttus”) and/or its affiliates. All rights reserved.

No part of this document, or any information linked to or referenced herein, may be reproduced, distributed, or transmitted in any form or by any means, including photocopying, recording, or other electronic or mechanical methods, without the prior written consent of Apttus. All information contained herein is subject to change without notice and is not warranted to be error free.

This document may describe certain features and functionality of software that Apttus makes available for use under a license agreement containing restrictions on use and disclosure and are protected by intellectual property laws. Except as expressly permitted in your license agreement or allowed by law, you may not, in any form, or by any means, use, copy, reproduce, translate, broadcast, modify, license, transmit, distribute, exhibit, perform, publish, or display any part of the software. Reverse engineering, disassembly, decompilation of, or the creation of derivative work(s) from, the software is strictly prohibited. Additionally, this document may contain descriptions of software modules that are optional and for which you may not have purchased a license. As a result, your specific software solution and/or implementation may differ from those described in this document.

U.S. GOVERNMENT END USERS: Apttus software, including any operating system(s), integrated software, any programs installed on the hardware, and/or documentation, delivered to U.S. Government end users are “commercial computer software” pursuant to the applicable Federal Acquisition Regulation and agency-specific supplemental regulations. As such, use, duplication, disclosure, modification, and adaptation of the programs, including any operating system, integrated software, any programs installed on the hardware, and/or documentation, shall be subject to license terms and license restrictions applicable to the programs. No other rights are granted to the U.S. Government.

Neither the software nor the documentation were developed or intended for use in any inherently dangerous applications, including applications that may create a risk of personal injury. If you use this software or hardware in dangerous applications, then you shall be responsible to take all appropriate fail-safe, backup, redundancy, and other measures to ensure its safe use. Apttus and its affiliates disclaim any liability for any damages caused by use of this software or hardware in dangerous applications.

Apttus and X-Author are registered trademarks of Apttus and/or its affiliates.

The documentation and/or software may provide links to Web sites and access to content, products, and services from third parties. Apttus is not responsible for the availability of, or any content provided by third parties. You bear all risks associated with the use of such content. If you choose to purchase any products or services from a third party, the relationship is directly between you and the third party. Apttus is not responsible for: (a) the quality of third-party products or services; or (b) fulfilling any of the terms of the agreement with the third party, including delivery of products or services and warranty obligations related to purchased products or services. Apttus is not responsible for any loss or damage of any sort that you may incur from dealing with any third party.

For additional resources and support, please visit <https://community.conga.com>.

DOC ID: CPQSFSUM20P5RN20201020


CPQ Summer20.11.12 Release Notes

This document contains the following information about CPQ Summer20.11.12 release.

For more information on new features, enhancements, and document improvements refer to

- [What's New](#) in *CPQ on Salesforce Summer 2020 User Guide* or
- [What's New](#) in *CPQ on Salesforce Summer 2020 Administrator Guide* or
- [What's New](#) in *CPQ on Salesforce Summer 2020 SOAP API Guide*

- [Packages](#): Lists packages that are required to upgrade to this release of the product
- [System Requirements and Supported Platforms](#): Lists requirements and recommendations for installing this release
- [New Features](#): Provides high-level descriptions of new features introduced in this release, with links to more detailed information
- [Enhancements](#): Provides high-level descriptions of enhancements to existing features
- [Data Model Changes](#): Lists changes to the data model
- [Resolved Issues](#): Lists customer-reported issues that are resolved in this release or known issues resolved from previous releases
- [Known Issues](#): Lists known issues that are applicable in this release


 This documentation may contain descriptions of software features that are optional and for which you may not have purchased a license. As a result, your specific software solution and/or implementation may differ from those described in this document. Please contact your CSM or AE for information on your specific features and licensing.

Packages

The following packages and dependent packages are required to upgrade to this release to utilize all the new features of this release. These are the *minimum* required versions; later versions are also supported. Separate prerequisites for each feature can be found in the respective guides. The packages marked as **(New)** are new packages in this release.


Product	Latest Certified Version <i>(Version Name Version Number)</i>
Conga Approvals (Required if you are using Approvals)	11.1.0161.13 11.161.13
Conga Base Library (Required if you are using Conga Configuration & Pricing)	1.1.93 1.93
Conga CLM Configuration Integration (Required if you are using CLM)	12.1.0136 12.136
Conga Configuration & Pricing (New)	12.1.1787.48 12.1787.48
Conga Contract Lifecycle Management	11.1.0547.4 11.547.4
Conga CPQ Api	12.1.0104 12.104
Conga CPQ Approvals (Required if you are using Approvals on CPQ objects)	11.1.0018 11.18
Conga CPQ Setup (Required if you are using CPQ Admin Console)	12.1.61.3 12.61.3
Conga Deal Maximizer Setup (Required if you are using Deal Maximizer)	7.5.0050 7.50
Conga Order Management	1.0.0000 1.0
Conga Promotions (Required if you are using Promotions)	1.0.0000 1.0
Conga Quote Approvals	6.5.0004 6.4
Conga Quote Asset Integration	6.5.0014 6.14


Product	Latest Certified Version <i>(Version Name / Version Number)</i>
Conga Quote CLM Integration	9.1.0063 9.63
Conga Quote Configuration Integration (Required if you are using CPQ and Proposal Management)	12.1.0332 12.332
Conga Quote Management (Required if you are using Proposal Management)	10.1.0221.3 10.221.3

 Before installing or upgrading managed packages, you must review the dependency matrix for each managed package. You can refer to the package dependency matrix at [Managed Packages Dependency Matrix](#).

System Requirements and Supported Platforms

The following table lists the minimum requirements for installing and using CPQ.

System Requirement	Minimum Supported Version
Operating System	Standard Salesforce.com requirements. See Salesforce PDF .
Browser	<p>CPQ supports the following browsers:</p> <ul style="list-style-type: none"> • Microsoft Edge • Google Chrome <p>Conga recommends the latest stable version of the browser for the best performance.</p> <div style="border: 1px solid #ffc107; padding: 5px; margin-top: 10px;"> <p> Internet Explorer is not supported.</p> </div>

System Requirement	Minimum Supported Version
Microsoft Office	<ul style="list-style-type: none"> • Microsoft Word 2007 with Service Pack 2 plus hotfix package 976477 (Word 2007 version number must be greater than 12.0.6520.4999) • Microsoft Word 2010 (32-bit & 64-bit) • Microsoft Office 2019, 2016, 2013, and desktop version of Office 365 <div style="border: 1px solid #ccc; padding: 5px; margin-top: 10px;"> <p> Conga recommends the latest Microsoft Office Suite for the best performance.</p> </div>

Upgrade Notes

For more information on the prerequisites and post-upgrade tasks, see [Upgrading CPQ](#) in *CPQ on Salesforce Summer 2020 Administrator Guide*.

New Features

There are no new features in this release. Keep checking the Conga Documentation Portal for new updates.

Enhancements

There are no new enhancements in this release.

Data Model Changes

There are no data model changes in this release.

Resolved Issues

The following table lists the issues resolved in this release.

Case Number	Conga Internal ID	Description
00107683	CPQ-45990	When you defined a exclusion type client-side constraint rule to hide options in nested bundle based on the selection of another option in that bundle, CPQ did not execute the constraint rule.
00106767	CPQ-45997	CPQ displayed an error when you added a product with client-side constraint rules to the cart. This happened when you used custom user interface. Resolution: You must use server-side constraint rules on custom user interface. The error is displayed when you used constraint rule on client side.
00107697	CPQ-46040	When you added a bundle with default option to the cart through constraint rule inclusion prompt, CPQ displayed a red exclamation mark next to line item which indicated that the configuration was pending. This happened when the option was also define as standalone and enabled the Must Configure checkbox.
00106361	CPQ-46110	CPQ did not display a complete list of users on the Collaboration pop-up.

Known Issues

The following table provides the cumulative list of known issues up to this release.

Conga Internal ID	Description
ASSETS-1636	After you have renewed an asset with a one-time primary line when you perform Change: Config action, an incorrect Delta Price and Net Price are calculated on the cart.
ASSETS-1724	Config asset pricing criteria are not functioning on a single ramp renewed line (renew one ramp = true).
ASSETS-2574	Values are not proper for flat price incremented and merged lines on the user interface popup for the Projected Asset Value API.

Conga Internal ID	Description
CPQ-11829	If the option group is single-select and requires the selection (min:1, max:1), you cannot make it optional from the configuration page but can make it optional from the cart. You can notice the same behavior when options required by default.
CPQ-37247	When you renew service and add new equipment, CPQ displays 0 as Weightage Amount on the related line item pop-up.
CPQ-37251	Unit Of Measure conversion is not working for Price Ramps.
CPQ-37257	In the Service CPQ flow, when you reconfigure a finalized service cart, CPQ does not display the info message regarding service products auto-included via an inclusion constraint rule.
CPQ-37233	CPQ does not disable the products that are already associated with the category from the all products list on the Associated Product section in Catalog.
CPQ-37437	When you click the name of the parent category from the left-hand side panel on the Catalog page, you are redirected to the home screen of the Catalog page instead of the parent category.
CPQ-37445	CPQ does not update the price of an option when the price is based on an attribute value until you select another option.
CPQ-38515	If the options in a sub-bundle are auto-included based on the value of an attribute using the inclusion type constraint rule, CPQ does not remove the options from the sub-bundle when you change the value of the attribute and constraint condition is no longer valid. This happens when Is Bundle Context is selected.
CPQ-38642	On the exclusion prompt to exclude options, when you select options and click Remove Option , CPQ does not remove the selected options from the exclusion prompt and displays an error on the configuration page. However, the selected options are cleared on the Configuration page. This happens when constraint rules are executed on the server-side.
CPQ-39427	When you define Min/Max Applies To field as <i>Base Price</i> , CPQ restricts the net adjustment instead of the Base Price.
CPQ-39362	In Client-Side Constraint Rule, only one condition statement with product scope is supported on the client-side when you enabled Repeat Inclusion in Match in Condition.

Conga Internal ID	Description
CPQ-39699	When you select Enable Auto Reprice in Config System Properties, you are unable to apply % Discount Effective , % Markup Effective , and Price Factor Effective adjustments on totals on the Cart page.
CPQ-39772	CPQ does not execute constraint rules properly when Is Bundle Context is selected and the bundle and its sub-bundle have the same options.
CPQ-39900	If the options in a sub-bundle are disabled based on the selection of another option using the exclusion type constraint rule, CPQ does not enable the options when the condition is no longer valid. This happens when Is Bundle Context is selected.
CPQ-40101	Min/Max adjustment fields are not available on the CPQ Admin user interface.
CPQ-40128	CPQ does not reprice the cart after the inclusion type constraint rule is deactivated and the auto-included products are removed from the cart. You are able to finalize the cart with an incorrect price.
CPQ-40238	When you add a product again in the inclusion prompt after removing it once and if the product belonged in a Product Group, CPQ does not allow you to finalize the cart.
CPQ-40244	When you clone a quote using the Clone (with Line Item) button right after you finalize the cart, the newly cloned quote page does not load. Workaround: In buttons like Configure Products and Clone(with Line Items) , add a validation check in the formula of the buttons to disable or hide these buttons till the IsTaskPending flag is set to false.
CPQ-42440	When you define a price list item with Price Method as <i>Related Price</i> and define values in the Related Pricing section on the Price List Item Details page, CPQ does not calculate prices according to the values in Related Pricing on the cart. Workaround: Use the fields Related Adjustment Amount , Related Adjustment Applies To , and Related Adjustment Type on the Price List Item Details page to define the related pricing.
CPQ-43510	On the cart page, CPQ displays incorrect values of the amount in parentheses that are converted based on the Dated Currency Exchange Rate.
CPQ-43701	When you reconfigure a finalized quote and modify adjustments and reprice, CPQ displays a revalidation warning.

Conga Internal ID	Description
CPQ-43708	When you reprice product with Cummulative Range Line Item matrices, CPQ displays null object error.
CPQ-44779	CPQ does not execute a replacement prompt rule that is based on criteria until you click Finalize .
CPQ-44862	CPQ does not auto-include options that is a part of sub-bundle and that sub-bundle is auto-included.

DOC ID: CPQSUM201112RN


CPQ Summer20.11.20 Release Notes

This document contains the following information about CPQ Summer20.11.20 release.

For more information on new features, enhancements, and document improvements refer to

- [What's New](#) in *CPQ on Salesforce Summer 2020 User Guide* or
- [What's New](#) in *CPQ on Salesforce Summer 2020 Administrator Guide* or
- [What's New](#) in *CPQ on Salesforce Summer 2020 SOAP API Guide*

- [Packages](#): Lists packages that are required to upgrade to this release of the product
- [System Requirements and Supported Platforms](#): Lists requirements and recommendations for installing this release
- [New Features](#): Provides high-level descriptions of new features introduced in this release, with links to more detailed information
- [Enhancements](#): Provides high-level descriptions of enhancements to existing features
- [Data Model Changes](#): Lists changes to the data model
- [Resolved Issues](#): Lists customer-reported issues that are resolved in this release or known issues resolved from previous releases
- [Known Issues](#): Lists known issues that are applicable in this release


 This documentation may contain descriptions of software features that are optional and for which you may not have purchased a license. As a result, your specific software solution and/or implementation may differ from those described in this document. Please contact your CSM or AE for information on your specific features and licensing.

Packages

The following packages and dependent packages are required to upgrade to this release to utilize all the new features of this release. These are the *minimum* required versions; later versions are also supported. Separate prerequisites for each feature can be found in the respective guides. The packages marked as **(New)** are new packages in this release.


Product	Latest Certified Version <i>(Version Name / Version Number)</i>
Conga Approvals (Required if you are using Approvals)	11.1.0161.13 11.161.13
Conga Base Library (Required if you are using Conga Configuration & Pricing)	1.1.93 1.93
Conga CLM Configuration Integration (Required if you are using CLM)	12.1.0136 12.136
Conga Configuration & Pricing (New)	12.1.1787.54 12.1787.54
Conga Contract Lifecycle Management (New)	11.1.0547.5 11.547.5
Conga CPQ Api	12.1.0104 12.104
Conga CPQ Approvals (Required if you are using Approvals on CPQ objects)	11.1.0018 11.18
Conga CPQ Setup (Required if you are using CPQ Admin Console)	12.1.61.3 12.61.3
Conga Deal Maximizer Setup (Required if you are using Deal Maximizer)	7.5.0050 7.50
Conga Order Management	1.0.0000 1.0
Conga Promotions (Required if you are using Promotions)	1.0.0000 1.0
Conga Quote Approvals	6.5.0004 6.4
Conga Quote Asset Integration	6.5.0014 6.14


Product	Latest Certified Version <i>(Version Name / Version Number)</i>
Conga Quote CLM Integration	9.1.0063 9.63
Conga Quote Configuration Integration (Required if you are using CPQ and Proposal Management)	12.1.0332 12.332
Conga Quote Management (Required if you are using Proposal Management)	10.1.0221.3 10.221.3

 Before installing or upgrading managed packages, you must review the dependency matrix for each managed package. You can refer to the package dependency matrix at [Managed Packages Dependency Matrix](#).

System Requirements and Supported Platforms

The following table lists the minimum requirements for installing and using CPQ.

System Requirement	Minimum Supported Version
Operating System	Standard Salesforce.com requirements. See Salesforce PDF .
Browser	<p>CPQ supports the following browsers:</p> <ul style="list-style-type: none"> • Microsoft Edge • Google Chrome <p>Conga recommends the latest stable version of the browser for the best performance.</p> <div style="border: 1px solid #ffc107; padding: 5px; margin-top: 10px;"> <p> Internet Explorer is not supported.</p> </div>

System Requirement	Minimum Supported Version
Microsoft Office	<ul style="list-style-type: none"> • Microsoft Word 2007 with Service Pack 2 plus hotfix package 976477 (Word 2007 version number must be greater than 12.0.6520.4999) • Microsoft Word 2010 (32-bit & 64-bit) • Microsoft Office 2019, 2016, 2013, and desktop version of Office 365 <div style="border: 1px solid #ccc; padding: 5px; margin-top: 10px;"> <p> Conga recommends the latest Microsoft Office Suite for the best performance.</p> </div>

Upgrade Notes

For more information on the prerequisites and post-upgrade tasks, see [Upgrading CPQ](#) in *CPQ on Salesforce Summer 2020 Administrator Guide*.

New Features

There are no new features in this release. Keep checking the Conga Documentation Portal for new updates.

Enhancements

There are no new enhancements in this release.

Data Model Changes

There are no data model changes in this release.

Resolved Issues

The following table lists the issues resolved in this release.

Case Number	Conga Internal ID	Description
00097253	CPQ-44706	On the inclusion type constraint rule prompt, CPQ did not translate the product description to a selected language.
00105451	CPQ-45048	When you added products to the cart after deleting line items in the cart, CPQ displayed an incorrect line sequence of line items on the Cart page
00107995	CPQ-46111	CPQ displayed an error when you selected a product and saved it as a favorite on the Cart page.
00108068	CPQ-46329	When you clicked Go To Pricing too fast after configuring a bundle with attributes and constraint rules, CPQ did not auto-include options.
00108765	CPQ-46455	When you added products using addMultiProducts API on the Cart page, CPQ displayed an error in the console.

Known Issues

The following table provides the cumulative list of known issues up to this release.

Conga Internal ID	Description
ASSETS-1636	After you have renewed an asset with a one-time primary line when you perform Change: Config action, an incorrect Delta Price and Net Price are calculated on the cart.
ASSETS-1724	Config asset pricing criteria are not functioning on a single ramp renewed line (renew one ramp = true).
ASSETS-2574	Values are not proper for flat price incremented and merged lines on the user interface popup for the Projected Asset Value API.
CPQ-11829	If the option group is single-select and requires the selection (min:1, max:1), you cannot make it optional from the configuration page but can make it optional from the cart. You can notice the same behavior when options required by default.
CPQ-37247	When you renew service and add new equipment, CPQ displays 0 as Weightage Amount on the related line item pop-up.

Conga Internal ID	Description
CPQ-37251	Unit Of Measure conversion is not working for Price Ramps.
CPQ-37257	In the Service CPQ flow, when you reconfigure a finalized service cart, CPQ does not display the info message regarding service products auto-included via an inclusion constraint rule.
CPQ-37233	CPQ does not disable the products that are already associated with the category from the all products list on the Associated Product section in Catalog.
CPQ-37437	When you click the name of the parent category from the left-hand side panel on the Catalog page, you are redirected to the home screen of the Catalog page instead of the parent category.
CPQ-37445	CPQ does not update the price of an option when the price is based on an attribute value until you select another option.
CPQ-38515	If the options in a sub-bundle are auto-included based on the value of an attribute using the inclusion type constraint rule, CPQ does not remove the options from the sub-bundle when you change the value of the attribute and constraint condition is no longer valid. This happens when Is Bundle Context is selected.
CPQ-38642	On the exclusion prompt to exclude options, when you select options and click Remove Option , CPQ does not remove the selected options from the exclusion prompt and displays an error on the configuration page. However, the selected options are cleared on the Configuration page. This happens when constraint rules are executed on the server-side.
CPQ-39427	When you define Min/Max Applies To field as <i>Base Price</i> , CPQ restricts the net adjustment instead of the Base Price.
CPQ-39362	In Client-Side Constraint Rule, only one condition statement with product scope is supported on the client-side when you enabled Repeat Inclusion in Match in Condition.
CPQ-39699	When you select Enable Auto Reprice in Config System Properties, you are unable to apply % Discount Effective , % Markup Effective , and Price Factor Effective adjustments on totals on the Cart page.
CPQ-39772	CPQ does not execute constraint rules properly when Is Bundle Context is selected and the bundle and its sub-bundle have the same options.

Conga Internal ID	Description
CPQ-39900	If the options in a sub-bundle are disabled based on the selection of another option using the exclusion type constraint rule, CPQ does not enable the options when the condition is no longer valid. This happens when Is Bundle Context is selected.
CPQ-40101	Min/Max adjustment fields are not available on the CPQ Admin user interface.
CPQ-40128	CPQ does not reprice the cart after the inclusion type constraint rule is deactivated and the auto-included products are removed from the cart. You are able to finalize the cart with an incorrect price.
CPQ-40238	When you add a product again in the inclusion prompt after removing it once and if the product belonged in a Product Group, CPQ does not allow you to finalize the cart.
CPQ-40244	<p>When you clone a quote using the Clone (with Line Item) button right after you finalize the cart, the newly cloned quote page does not load.</p> <p>Workaround: In buttons like Configure Products and Clone(with Line Items), add a validation check in the formula of the buttons to disable or hide these buttons till the IsTaskPending flag is set to false.</p>
CPQ-42440	<p>When you define a price list item with Price Method as <i>Related Price</i> and define values in the Related Pricing section on the Price List Item Details page, CPQ does not calculate prices according to the values in Related Pricing on the cart.</p> <p>Workaround: Use the fields Related Adjustment Amount, Related Adjustment Applies To, and Related Adjustment Type on the Price List Item Details page to define the related pricing.</p>
CPQ-43510	On the cart page, CPQ displays incorrect values of the amount in parentheses that are converted based on the Dated Currency Exchange Rate.
CPQ-43701	When you reconfigure a finalized quote and modify adjustments and reprice, CPQ displays a revalidation warning.
CPQ-43708	When you reprice product with Cumulative Range Line Item matrices, CPQ displays null object error.
CPQ-44779	CPQ does not execute a replacement prompt rule that is based on criteria until you click Finalize .

Conga Internal ID	Description
CPQ-44862	CPQ does not auto-include options that is a part of sub-bundle and that sub-bundle is auto-included.

DOC ID: CPQSUM201124RN


CPQ Summer20.12.11 Release Notes

This document contains the following information about CPQ Summer20.12.11 release.

For more information on new features, enhancements, and document improvements refer to

- [What's New](#) in *CPQ on Salesforce Summer 2020 User Guide* or
- [What's New](#) in *CPQ on Salesforce Summer 2020 Administrator Guide* or
- [What's New](#) in *CPQ on Salesforce Summer 2020 SOAP API Guide*

- [Packages](#): Lists packages that are required to upgrade to this release of the product
- [System Requirements and Supported Platforms](#): Lists requirements and recommendations for installing this release
- [New Features](#): Provides high-level descriptions of new features introduced in this release, with links to more detailed information
- [Enhancements](#): Provides high-level descriptions of enhancements to existing features
- [Data Model Changes](#): Lists changes to the data model
- [Resolved Issues](#): Lists customer-reported issues that are resolved in this release or known issues resolved from previous releases
- [Known Issues](#): Lists known issues that are applicable in this release


 This documentation may contain descriptions of software features that are optional and for which you may not have purchased a license. As a result, your specific software solution and/or implementation may differ from those described in this document. Please contact your CSM or AE for information on your specific features and licensing.

Packages

The following packages and dependent packages are required to upgrade to this release to utilize all the new features of this release. These are the *minimum* required versions; later versions are also supported. Separate prerequisites for each feature can be found in the respective guides. The packages marked as **(New)** are new packages in this release.


Product	Latest Certified Version <i>(Version Name / Version Number)</i>
Conga Approvals (New) (Required if you are using Approvals)	11.1.0161.19 11.161.19
Conga Base Library (Required if you are using Conga Configuration & Pricing)	1.1.93 1.93
Conga CLM Configuration Integration (Required if you are using CLM)	12.1.0136 12.136
Conga Configuration & Pricing (New)	12.1.1787.62 12.1787.62
Conga Contract Lifecycle Management (New)	11.1.0547.7 11.547.7
Conga CPQ Api	12.1.0104 12.104
Conga CPQ Approvals (Required if you are using Approvals on CPQ objects)	11.1.0018 11.18
Conga CPQ Setup (Required if you are using CPQ Admin Console)	12.1.61.3 12.61.3
Conga Deal Maximizer Setup (Required if you are using Deal Maximizer)	7.5.0050 7.50
Conga Order Management	1.0.0000 1.0
Conga Promotions (Required if you are using Proposal Management)	10.1.0221.3 10.221.3
Conga Quote Approvals	6.5.0004 6.4
Conga Quote Asset Integration	6.5.0014 6.14


Product	Latest Certified Version <i>(Version Name / Version Number)</i>
Conga Quote CLM Integration	9.1.0063 9.63
Conga Quote Configuration Integration (New) (Required if you are using CPQ and Proposal Management)	12.1.0332.1 12.332.1
Conga Quote Management (Required if you are using Promotions)	1.0.0000 1.0

 Before installing or upgrading managed packages, you must review the dependency matrix for each managed package. You can refer to the package dependency matrix at [Managed Packages Dependency Matrix](#).

System Requirements and Supported Platforms

The following table lists the minimum requirements for installing and using CPQ.

System Requirement	Minimum Supported Version
Operating System	Standard Salesforce.com requirements. See Salesforce PDF .
Browser	<p>CPQ supports the following browsers:</p> <ul style="list-style-type: none"> • Microsoft Edge • Google Chrome <p>Conga recommends the latest stable version of the browser for the best performance.</p> <div style="border: 1px solid #ffc107; padding: 5px; margin-top: 10px;"> <p> Internet Explorer is not supported.</p> </div>

System Requirement	Minimum Supported Version
Microsoft Office	<ul style="list-style-type: none"> • Microsoft Word 2007 with Service Pack 2 plus hotfix package 976477 (Word 2007 version number must be greater than 12.0.6520.4999) • Microsoft Word 2010 (32-bit & 64-bit) • Microsoft Office 2019, 2016, 2013, and desktop version of Office 365 <div style="border: 1px solid #ccc; padding: 5px; margin-top: 10px;"> <p> Conga recommends the latest Microsoft Office Suite for the best performance.</p> </div>

Upgrade Notes

For more information on the prerequisites and post-upgrade tasks, see [Upgrading CPQ](#) in *CPQ on Salesforce Summer 2020 Administrator Guide*.

New Features

There are no new features in this release. Keep checking the Conga Documentation Portal for new updates.

Enhancements

There are no new enhancements in this release.

Data Model Changes

There are no data model changes in this release.

Resolved Issues

The following table lists the issues resolved in this release.

Case Number	Conga Internal ID	Description
00106817	CPQ-45758	CPQ did not disable the action button on the Cart page after you applied group discount.
00107567	CPQ-46015	In Lightning Community, CPQ did not clone the quote when you clicked Clone on the Quote Details page.
00107756	CPQ-46193	When you added a favorite configuration to the cart, CPQ displayed an error. This happened when you added a configuration with constraint rules.
00107574	CPQ-46328	CPQ did not display a consistent progress bar on the Cart page when you priced the cart.

Known Issues

The following table provides the cumulative list of known issues up to this release.

Conga Internal ID	Description
ASSETS-1636	After you have renewed an asset with a one-time primary line when you perform Change: Config action, an incorrect Delta Price and Net Price are calculated on the cart.
ASSETS-1724	Config asset pricing criteria are not functioning on a single ramp renewed line (renew one ramp = true).
ASSETS-2574	Values are not proper for flat price incremented and merged lines on the user interface popup for the Projected Asset Value API.
CPQ-11829	If the option group is single-select and requires the selection (min:1, max:1), you cannot make it optional from the configuration page but can make it optional from the cart. You can notice the same behavior when options required by default.
CPQ-37247	When you renew service and add new equipment, CPQ displays 0 as Weightage Amount on the related line item pop-up.
CPQ-37251	Unit Of Measure conversion is not working for Price Ramps.

Conga Internal ID	Description
CPQ-37257	In the Service CPQ flow, when you reconfigure a finalized service cart, CPQ does not display the info message regarding service products auto-included via an inclusion constraint rule.
CPQ-37233	CPQ does not disable the products that are already associated with the category from the all products list on the Associated Product section in Catalog.
CPQ-37437	When you click the name of the parent category from the left-hand side panel on the Catalog page, you are redirected to the home screen of the Catalog page instead of the parent category.
CPQ-37445	CPQ does not update the price of an option when the price is based on an attribute value until you select another option.
CPQ-38515	If the options in a sub-bundle are auto-included based on the value of an attribute using the inclusion type constraint rule, CPQ does not remove the options from the sub-bundle when you change the value of the attribute and constraint condition is no longer valid. This happens when Is Bundle Context is selected.
CPQ-38642	On the exclusion prompt to exclude options, when you select options and click Remove Option , CPQ does not remove the selected options from the exclusion prompt and displays an error on the configuration page. However, the selected options are cleared on the Configuration page. This happens when constraint rules are executed on the server-side.
CPQ-39427	When you define Min/Max Applies To field as <i>Base Price</i> , CPQ restricts the net adjustment instead of the Base Price.
CPQ-39362	In Client-Side Constraint Rule, only one condition statement with product scope is supported on the client-side when you enabled Repeat Inclusion in Match in Condition.
CPQ-39699	When you select Enable Auto Reprice in Config System Properties, you are unable to apply % Discount Effective , % Markup Effective , and Price Factor Effective adjustments on totals on the Cart page.
CPQ-39772	CPQ does not execute constraint rules properly when Is Bundle Context is selected and the bundle and its sub-bundle have the same options.

Conga Internal ID	Description
CPQ-39900	If the options in a sub-bundle are disabled based on the selection of another option using the exclusion type constraint rule, CPQ does not enable the options when the condition is no longer valid. This happens when Is Bundle Context is selected.
CPQ-40101	Min/Max adjustment fields are not available on the CPQ Admin user interface.
CPQ-40128	CPQ does not reprice the cart after the inclusion type constraint rule is deactivated and the auto-included products are removed from the cart. You are able to finalize the cart with an incorrect price.
CPQ-40238	When you add a product again in the inclusion prompt after removing it once and if the product belonged in a Product Group, CPQ does not allow you to finalize the cart.
CPQ-40244	<p>When you clone a quote using the Clone (with Line Item) button right after you finalize the cart, the newly cloned quote page does not load.</p> <p>Workaround: In buttons like Configure Products and Clone(with Line Items), add a validation check in the formula of the buttons to disable or hide these buttons till the IsTaskPending flag is set to false.</p>
CPQ-42440	<p>When you define a price list item with Price Method as <i>Related Price</i> and define values in the Related Pricing section on the Price List Item Details page, CPQ does not calculate prices according to the values in Related Pricing on the cart.</p> <p>Workaround: Use the fields Related Adjustment Amount, Related Adjustment Applies To, and Related Adjustment Type on the Price List Item Details page to define the related pricing.</p>
CPQ-43510	On the cart page, CPQ displays incorrect values of the amount in parentheses that are converted based on the Dated Currency Exchange Rate.
CPQ-43701	When you reconfigure a finalized quote and modify adjustments and reprice, CPQ displays a revalidation warning.
CPQ-43708	When you reprice product with Cumulative Range Line Item matrices, CPQ displays null object error.
CPQ-44779	CPQ does not execute a replacement prompt rule that is based on criteria until you click Finalize .

Conga Internal ID	Description
CPQ-44862	CPQ does not auto-include options that is a part of sub-bundle and that sub-bundle is auto-included.

DOC ID: CPQSUM201211RN


CPQ Summer20.12.24 Release Notes

This document contains the following information about CPQ Summer20.12.24 release.

For more information on new features, enhancements, and document improvements refer to

- [What's New](#) in *CPQ on Salesforce Summer 2020 User Guide* or
- [What's New](#) in *CPQ on Salesforce Summer 2020 Administrator Guide* or
- [What's New](#) in *CPQ on Salesforce Summer 2020 SOAP API Guide*

- [Packages](#): Lists packages that are required to upgrade to this release of the product
- [System Requirements and Supported Platforms](#): Lists requirements and recommendations for installing this release
- [New Features](#): Provides high-level descriptions of new features introduced in this release, with links to more detailed information
- [Enhancements](#): Provides high-level descriptions of enhancements to existing features
- [Data Model Changes](#): Lists changes to the data model
- [Resolved Issues](#): Lists customer-reported issues that are resolved in this release or known issues resolved from previous releases
- [Known Issues](#): Lists known issues that are applicable in this release


 This documentation may contain descriptions of software features that are optional and for which you may not have purchased a license. As a result, your specific software solution and/or implementation may differ from those described in this document. Please contact your CSM or AE for information on your specific features and licensing.

Packages

The following packages and dependent packages are required to upgrade to this release to utilize all the new features of this release. These are the *minimum* required versions; later versions are also supported. Separate prerequisites for each feature can be found in the respective guides. The packages marked as **(New)** are new packages in this release.


Product	Latest Certified Version <i>(Version Name / Version Number)</i>
Conga Approvals (Required if you are using Approvals)	11.1.0161.19 11.161.19
Conga Base Library (Required if you are using Conga Configuration & Pricing)	1.1.93 1.93
Conga CLM Configuration Integration (Required if you are using CLM)	12.1.0136 12.136
Conga Configuration & Pricing (New)	12.1.1787.71 12.1787.71
Conga Contract Lifecycle Management	11.1.0547.7 11.547.7
Conga CPQ Api	12.1.0104 12.104
Conga CPQ Approvals (Required if you are using Approvals on CPQ objects)	11.1.0018 11.18
Conga CPQ Setup (Required if you are using CPQ Admin Console)	12.1.61.3 12.61.3
Conga Deal Maximizer Setup (Required if you are using Deal Maximizer)	7.5.0050 7.50
Conga Order Management	1.0.0000 1.0
Conga Promotions (Required if you are using Promotions)	1.0.0000 1.0
Conga Quote Approvals	6.5.0004 6.4
Conga Quote Asset Integration	6.5.0014 6.14


Product	Latest Certified Version <i>(Version Name / Version Number)</i>
Conga Quote CLM Integration	9.1.0063 9.63
Conga Quote Configuration Integration (Required if you are using CPQ and Proposal Management)	12.1.0332.1 12.332.1
Conga Quote Management (New) (Required if you are using Proposal Management)	10.1.0221.4 10.221.4

 Before installing or upgrading managed packages, you must review the dependency matrix for each managed package. You can refer to the package dependency matrix at [Managed Packages Dependency Matrix](#).

System Requirements and Supported Platforms

The following table lists the minimum requirements for installing and using CPQ.

System Requirement	Minimum Supported Version
Operating System	Standard Salesforce.com requirements. See Salesforce PDF .
Browser	<p>CPQ supports the following browsers:</p> <ul style="list-style-type: none"> • Microsoft Edge • Google Chrome <p>Conga recommends the latest stable version of the browser for the best performance.</p> <div style="border: 1px solid #ffc107; padding: 5px; margin-top: 10px;"> <p> Internet Explorer is not supported.</p> </div>

System Requirement	Minimum Supported Version
Microsoft Office	<ul style="list-style-type: none"> • Microsoft Word 2007 with Service Pack 2 plus hotfix package 976477 (Word 2007 version number must be greater than 12.0.6520.4999) • Microsoft Word 2010 (32-bit & 64-bit) • Microsoft Office 2019, 2016, 2013, and desktop version of Office 365 <div style="border: 1px solid #ccc; padding: 5px; margin-top: 10px;"> <p> Conga recommends the latest Microsoft Office Suite for the best performance.</p> </div>

Upgrade Notes

For more information on the prerequisites and post-upgrade tasks, see [Upgrading CPQ](#) in *CPQ on Salesforce Summer 2020 Administrator Guide*.

New Features

There are no new features in this release. Keep checking the Conga Documentation Portal for new updates.

Enhancements

There are no new enhancements in this release.

Data Model Changes

There are no data model changes in this release.

Resolved Issues

The following table lists the issues resolved in this release.

Case Number	Conga Internal ID	Description
00109616	CPQ-46766	Even though the Is Quantity Read Only setting was true in Price List Item, the Quantity field was editable on the Cart.
00107533	CPQ-46495	Attributes were not cascading to sub-options that you selected during reconfiguration.
00108500	CPQ-46488	The user was unable to configure the cart after creating a visibility rule on User Object.
00106090	CPQ-46364	When you executed the constraint rule maintenance job, CPQ displayed the following error: "First error: Apex heap size too large: 15488195"

Known Issues

The following table provides the cumulative list of known issues up to this release.

Conga Internal ID	Description
ASSETS-1636	After you have renewed an asset with a one-time primary line when you perform Change: Config action, an incorrect Delta Price and Net Price are calculated on the cart.
ASSETS-1724	Config asset pricing criteria are not functioning on a single ramp renewed line (renew one ramp = true).
ASSETS-2574	Values are not proper for flat price incremented and merged lines on the user interface popup for the Projected Asset Value API.
CPQ-11829	If the option group is single-select and requires the selection (min:1, max:1), you cannot make it optional from the configuration page but can make it optional from the cart. You can notice the same behavior when options required by default.
CPQ-37247	When you renew service and add new equipment, CPQ displays 0 as Weightage Amount on the related line item pop-up.
CPQ-37251	Unit Of Measure conversion is not working for Price Ramps.

Conga Internal ID	Description
CPQ-37257	In the Service CPQ flow, when you reconfigure a finalized service cart, CPQ does not display the info message regarding service products auto-included via an inclusion constraint rule.
CPQ-37233	CPQ does not disable the products that are already associated with the category from the all products list on the Associated Product section in Catalog.
CPQ-37437	When you click the name of the parent category from the left-hand side panel on the Catalog page, you are redirected to the home screen of the Catalog page instead of the parent category.
CPQ-37445	CPQ does not update the price of an option when the price is based on an attribute value until you select another option.
CPQ-38515	If the options in a sub-bundle are auto-included based on the value of an attribute using the inclusion type constraint rule, CPQ does not remove the options from the sub-bundle when you change the value of the attribute and constraint condition is no longer valid. This happens when Is Bundle Context is selected.
CPQ-38642	On the exclusion prompt to exclude options, when you select options and click Remove Option , CPQ does not remove the selected options from the exclusion prompt and displays an error on the configuration page. However, the selected options are cleared on the Configuration page. This happens when constraint rules are executed on the server-side.
CPQ-39427	When you define Min/Max Applies To field as <i>Base Price</i> , CPQ restricts the net adjustment instead of the Base Price.
CPQ-39362	In Client-Side Constraint Rule, only one condition statement with product scope is supported on the client-side when you enabled Repeat Inclusion in Match in Condition.
CPQ-39699	When you select Enable Auto Reprice in Config System Properties, you are unable to apply % Discount Effective , % Markup Effective , and Price Factor Effective adjustments on totals on the Cart page.
CPQ-39772	CPQ does not execute constraint rules properly when Is Bundle Context is selected and the bundle and its sub-bundle have the same options.

Conga Internal ID	Description
CPQ-39900	If the options in a sub-bundle are disabled based on the selection of another option using the exclusion type constraint rule, CPQ does not enable the options when the condition is no longer valid. This happens when Is Bundle Context is selected.
CPQ-40101	Min/Max adjustment fields are not available on the CPQ Admin user interface.
CPQ-40128	CPQ does not reprice the cart after the inclusion type constraint rule is deactivated and the auto-included products are removed from the cart. You are able to finalize the cart with an incorrect price.
CPQ-40238	When you add a product again in the inclusion prompt after removing it once and if the product belonged in a Product Group, CPQ does not allow you to finalize the cart.
CPQ-40244	<p>When you clone a quote using the Clone (with Line Item) button right after you finalize the cart, the newly cloned quote page does not load.</p> <p>Workaround: In buttons like Configure Products and Clone(with Line Items), add a validation check in the formula of the buttons to disable or hide these buttons till the IsTaskPending flag is set to false.</p>
CPQ-42440	<p>When you define a price list item with Price Method as <i>Related Price</i> and define values in the Related Pricing section on the Price List Item Details page, CPQ does not calculate prices according to the values in Related Pricing on the cart.</p> <p>Workaround: Use the fields Related Adjustment Amount, Related Adjustment Applies To, and Related Adjustment Type on the Price List Item Details page to define the related pricing.</p>
CPQ-43510	On the cart page, CPQ displays incorrect values of the amount in parentheses that are converted based on the Dated Currency Exchange Rate.
CPQ-43701	When you reconfigure a finalized quote and modify adjustments and reprice, CPQ displays a revalidation warning.
CPQ-43708	When you reprice product with Cumulative Range Line Item matrices, CPQ displays null object error.
CPQ-44779	CPQ does not execute a replacement prompt rule that is based on criteria until you click Finalize .

Conga Internal ID	Description
CPQ-44862	CPQ does not auto-include options that are a part of the sub-bundle and that sub-bundle is auto-included.
CPQ-47205	CPQ calculates pricing even when Validation Callback displays an error on the Cart page and you are unable to finalize the quote.

DOC ID: CPQSUM201224RN


CPQ Summer20.01.15 Release Notes

This document contains the following information about CPQ Summer20.01.15 release.

For more information on new features, enhancements, and document improvements refer to

- [What's New](#) in *CPQ on Salesforce Summer 2020 User Guide* or
- [What's New](#) in *CPQ on Salesforce Summer 2020 Administrator Guide* or
- [What's New](#) in *CPQ on Salesforce Summer 2020 SOAP API Guide*

- [Packages](#): Lists packages that are required to upgrade to this release of the product
- [System Requirements and Supported Platforms](#): Lists requirements and recommendations for installing this release
- [New Features](#): Provides high-level descriptions of new features introduced in this release, with links to more detailed information
- [Enhancements](#): Provides high-level descriptions of enhancements to existing features
- [Data Model Changes](#): Lists changes to the data model
- [Resolved Issues](#): Lists customer-reported issues that are resolved in this release or known issues resolved from previous releases
- [Known Issues](#): Lists known issues that are applicable in this release


 This documentation may contain descriptions of software features that are optional and for which you may not have purchased a license. As a result, your specific software solution and/or implementation may differ from those described in this document. Please contact your CSM or AE for information on your specific features and licensing.

Packages

The following packages and dependent packages are required to upgrade to this release to utilize all the new features of this release. These are the *minimum* required versions; later versions are also supported. Separate prerequisites for each feature can be found in the respective guides. The packages marked as **(New)** are new packages in this release.


Product	Latest Certified Version <i>(Version Name Version Number)</i>
Conga Approvals (Required if you are using Approvals)	11.1.0161.19 11.161.19
Conga Base Library (Required if you are using Conga Configuration & Pricing)	1.1.93 1.93
Conga CLM Configuration Integration (New) (Required if you are using CLM)	12.1.0136.1 12.136.1
Conga Configuration & Pricing (New)	12.1.1787.81 12.1787.81
Conga Contract Lifecycle Management (New)	11.1.0547.8 11.547.8
Conga CPQ Api	12.1.0104 12.104
Conga CPQ Approvals (Required if you are using Approvals on CPQ objects)	11.1.0018 11.18
Conga CPQ Setup (Required if you are using CPQ Admin Console)	12.1.61.3 12.61.3
Conga Deal Maximizer Setup (Required if you are using Deal Maximizer)	7.5.0050 7.50
Conga Order Management	1.0.0000 1.0
Conga Promotions (Required if you are using Promotions)	1.0.0000 1.0
Conga Quote Approvals	6.5.0004 6.4
Conga Quote Asset Integration	6.5.0014 6.14


Product	Latest Certified Version <i>(Version Name Version Number)</i>
Conga Quote CLM Integration	9.1.0063 9.63
Conga Quote Configuration Integration (New) (Required if you are using CPQ and Proposal Management)	12.1.0332.2 12.332.2
Conga Quote Management (Required if you are using Proposal Management)	10.1.0221.4 10.221.4

 Before installing or upgrading managed packages, you must review the dependency matrix for each managed package. You can refer to the package dependency matrix at [Managed Packages Dependency Matrix](#).

System Requirements and Supported Platforms

The following table lists the minimum requirements for installing and using CPQ.

System Requirement	Minimum Supported Version
Operating System	Standard Salesforce.com requirements. See Salesforce PDF .
Browser	<p>CPQ supports the following browsers:</p> <ul style="list-style-type: none"> • Microsoft Edge • Google Chrome <p>Conga recommends the latest stable version of the browser for the best performance.</p> <div style="border: 1px solid #ffc107; padding: 5px; margin-top: 10px;"> <p> Internet Explorer is not supported.</p> </div>

System Requirement	Minimum Supported Version
Microsoft Office	<ul style="list-style-type: none"> • Microsoft Word 2007 with Service Pack 2 plus hotfix package 976477 (Word 2007 version number must be greater than 12.0.6520.4999) • Microsoft Word 2010 (32-bit & 64-bit) • Microsoft Office 2019, 2016, 2013, and desktop version of Office 365 <div style="border: 1px solid #ccc; padding: 5px; margin-top: 10px;"> <p> Conga recommends the latest Microsoft Office Suite for the best performance.</p> </div>

Upgrade Notes

For more information on the prerequisites and post-upgrade tasks, see [Upgrading CPQ](#) in *CPQ on Salesforce Summer 2020 Administrator Guide*.

New Features

There are no new features in this release. Keep checking the Conga Documentation Portal for new updates.

Enhancements

The following section describes the existing feature that is changed (or are no longer supported) in this release.

Ability to Display Adjustments to Options in Bundle and Summary Group Net Adjustment %

In this release, CPQ is enhanced to reflect the adjustments you applied on the options at the bundle and summary totals level. The administrator must add a new admin setting *APTS_RollUpOptionNetAdjustment* and define the value as *True*.

Get Started

For more information, see [Configuring Option Net Adjustment Rollup to Bundle](#) in *CPQ on Salesforce Summer 2020 Administrator Guide* and [Pricing Products](#) in *CPQ on Salesforce Summer 2020 User Guide*.

Data Model Changes

There are no data model changes in this release.

Resolved Issues

The following table lists the issues resolved in this release.

Case Number	Conga Internal ID	Description
00110676	CPQ-47407	CPQ did not display options in the correct sequence on the Cart page.
00110025	CPQ-47192	When a certain contract price list item expired, a line item did not default to the quote price list.
00108502	CPQ-46389	CPQ did not let you navigate to the Configuration page when you clicked the wrench icon on the Cart page.
00106099	CPQ-45262	When you added multiple products to the cart simultaneously from the Catalog then configured the options in the products, CPQ still displayed the configuration pending icon in the Mini-cart pop-up and Cart page.
00100480	CPQ-43065	CPQ did not process the numeric expression with lookup relationship when you performed asset-based ordering actions on the asset line items.
00106333	CPQ-47508	CPQ did not synchronize renewal line items from an agreement or quote to a renewal opportunity when the renewal opportunity was created with the <i>CreateRenewalOpportunityJobScheduler</i> . For more information on synchronizing renewal lines with renewal opportunities, see Configuring Renewal Settings in <i>CPQ on Salesforce Summer 2020 Administrator Guide</i> .

Known Issues

The following table provides the cumulative list of known issues up to this release.

Conga Internal ID	Description
ASSETS-1636	After you have renewed an asset with a one-time primary line when you perform Change: Config action, an incorrect Delta Price and Net Price are calculated on the cart.
ASSETS-1724	Config asset pricing criteria are not functioning on a single ramp renewed line (renew one ramp = true).
ASSETS-2574	Values are not proper for flat price incremented and merged lines on the user interface popup for the Projected Asset Value API.
CPQ-11829	If the option group is single-select and requires the selection (min:1, max:1), you cannot make it optional from the configuration page but can make it optional from the cart. You can notice the same behavior when options required by default.
CPQ-37247	When you renew service and add new equipment, CPQ displays 0 as Weightage Amount on the related line item pop-up.
CPQ-37251	Unit Of Measure conversion is not working for Price Ramps.
CPQ-37257	In the Service CPQ flow, when you reconfigure a finalized service cart, CPQ does not display the info message regarding service products auto-included via an inclusion constraint rule.
CPQ-37233	CPQ does not disable the products that are already associated with the category from the all products list on the Associated Product section in Catalog.
CPQ-37437	When you click the name of the parent category from the left-hand side panel on the Catalog page, you are redirected to the home screen of the Catalog page instead of the parent category.
CPQ-37445	CPQ does not update the price of an option when the price is based on an attribute value until you select another option.

Conga Internal ID	Description
CPQ-38515	If the options in a sub-bundle are auto-included based on the value of an attribute using the inclusion type constraint rule, CPQ does not remove the options from the sub-bundle when you change the value of the attribute and constraint condition is no longer valid. This happens when Is Bundle Context is selected.
CPQ-38642	On the exclusion prompt to exclude options, when you select options and click Remove Option , CPQ does not remove the selected options from the exclusion prompt and displays an error on the configuration page. However, the selected options are cleared on the Configuration page. This happens when constraint rules are executed on the server-side.
CPQ-39427	When you define Min/Max Applies To field as <i>Base Price</i> , CPQ restricts the net adjustment instead of the Base Price.
CPQ-39362	In Client-Side Constraint Rule, only one condition statement with product scope is supported on the client-side when you enabled Repeat Inclusion in Match in Condition.
CPQ-39699	When you select Enable Auto Reprice in Config System Properties, you are unable to apply % Discount Effective , % Markup Effective , and Price Factor Effective adjustments on totals on the Cart page.
CPQ-39772	CPQ does not execute constraint rules properly when Is Bundle Context is selected and the bundle and its sub-bundle have the same options.
CPQ-39900	If the options in a sub-bundle are disabled based on the selection of another option using the exclusion type constraint rule, CPQ does not enable the options when the condition is no longer valid. This happens when Is Bundle Context is selected.
CPQ-40101	Min/Max adjustment fields are not available on the CPQ Admin user interface.
CPQ-40128	CPQ does not reprice the cart after the inclusion type constraint rule is deactivated and the auto-included products are removed from the cart. You are able to finalize the cart with an incorrect price.
CPQ-40238	When you add a product again in the inclusion prompt after removing it once and if the product belonged in a Product Group, CPQ does not allow you to finalize the cart.

Conga Internal ID	Description
CPQ-40244	<p>When you clone a quote using the Clone (with Line Item) button right after you finalize the cart, the newly cloned quote page does not load.</p> <p>Workaround: In buttons like Configure Products and Clone(with Line Items), add a validation check in the formula of the buttons to disable or hide these buttons till the IsTaskPending flag is set to false.</p>
CPQ-42440	<p>When you define a price list item with Price Method as <i>Related Price</i> and define values in the Related Pricing section on the Price List Item Details page, CPQ does not calculate prices according to the values in Related Pricing on the cart.</p> <p>Workaround: Use the fields Related Adjustment Amount, Related Adjustment Applies To, and Related Adjustment Type on the Price List Item Details page to define the related pricing.</p>
CPQ-43510	<p>On the cart page, CPQ displays incorrect values of the amount in parentheses that are converted based on the Dated Currency Exchange Rate.</p>
CPQ-43701	<p>When you reconfigure a finalized quote and modify adjustments and reprice, CPQ displays a revalidation warning.</p>
CPQ-43708	<p>When you reprice product with Cummulative Range Line Item matrices, CPQ displays null object error.</p>
CPQ-44779	<p>CPQ does not execute a replacement prompt rule that is based on criteria until you click Finalize.</p>
CPQ-44862	<p>CPQ does not auto-include options that are a part of the sub-bundle and that sub-bundle is auto-included.</p>
CPQ-47205	<p>CPQ calculates pricing even when Validation Callback displays an error on the Cart page and you are unable to finalize the quote.</p>
CPQ-45902	<p>In the TurboPricing flow, CPQ does not execute Mass Update correctly on the line items.</p>

DOC ID: CPQSUM200115RN


CPQ Summer20.01.29 Release Notes

This document contains the following information about CPQ Summer20.01.29 release.

For more information on new features, enhancements, and document improvements refer to

- [What's New](#) in *CPQ on Salesforce Summer 2020 User Guide* or
- [What's New](#) in *CPQ on Salesforce Summer 2020 Administrator Guide* or
- [What's New](#) in *CPQ on Salesforce Summer 2020 SOAP API Guide*

- [Packages](#): Lists packages that are required to upgrade to this release of the product
- [System Requirements and Supported Platforms](#): Lists requirements and recommendations for installing this release
- [New Features](#): Provides high-level descriptions of new features introduced in this release, with links to more detailed information
- [Enhancements](#): Provides high-level descriptions of enhancements to existing features
- [Data Model Changes](#): Lists changes to the data model
- [Resolved Issues](#): Lists customer-reported issues that are resolved in this release or known issues resolved from previous releases
- [Known Issues](#): Lists known issues that are applicable in this release


 This documentation may contain descriptions of software features that are optional and for which you may not have purchased a license. As a result, your specific software solution and/or implementation may differ from those described in this document. Please contact your CSM or AE for information on your specific features and licensing.

Packages

The following packages and dependent packages are required to upgrade to this release to utilize all the new features of this release. These are the *minimum* required versions; later versions are also supported. Separate prerequisites for each feature can be found in the respective guides. The packages marked as **(New)** are new packages in this release.


Product	Latest Certified Version <i>(Version Name / Version Number)</i>
Conga Approvals (New) (Required if you are using Approvals)	11.1.0161.22 11.161.22
Conga Base Library Conga Configuration & Pricing)	1.1.93 1.93
Conga CLM Configuration Integration (New) (Required if you are using CLM)	12.1.0136.2 12.136.2
Conga Configuration & Pricing (New)	12.1.1787.84 12.1787.84
Conga Contract Lifecycle Management	11.1.0547.8 11.547.8
Conga CPQ Api	12.1.0104 12.104
Conga CPQ Approvals (Required if you are using Approvals on CPQ objects)	11.1.0018 11.18
Conga CPQ Setup (Required if you are using CPQ Admin Console)	12.1.61.3 12.61.3
Conga Deal Maximizer Setup (Required if you are using Deal Maximizer)	7.5.0050 7.50
Conga Order Management	1.0.0000 1.0
Conga Promotions (Required if you are using Promotions)	1.0.0000 1.0
Conga Quote Approvals	6.5.0004 6.4
Conga Quote Asset Integration	6.5.0014 6.14
Conga Quote CLM Integration	9.1.0063 9.63


Product	Latest Certified Version <i>(Version Name Version Number)</i>
Conga Quote Configuration Integration (New) (Required if you are using CPQ and Proposal Management)	12.1.0332.4 12.332.4
Conga Quote Management (Required if you are using Proposal Management)	10.1.0221.4 10.221.4

 Before installing or upgrading managed packages, you must review the dependency matrix for each managed package. You can refer to the package dependency matrix at [Managed Packages Dependency Matrix](#).

System Requirements and Supported Platforms

The following table lists the minimum requirements for installing and using CPQ.

System Requirement	Minimum Supported Version
Operating System	Standard Salesforce.com requirements. See Salesforce PDF .
Browser	<p>CPQ supports the following browsers:</p> <ul style="list-style-type: none"> • Microsoft Edge • Google Chrome <p>Conga recommends the latest stable version of the browser for the best performance.</p> <div style="border: 1px solid #ffc107; padding: 5px; margin-top: 10px;"> <p> Internet Explorer is not supported.</p> </div>

System Requirement	Minimum Supported Version
Microsoft Office	<ul style="list-style-type: none"> • Microsoft Word 2007 with Service Pack 2 plus hotfix package 976477 (Word 2007 version number must be greater than 12.0.6520.4999) • Microsoft Word 2010 (32-bit & 64-bit) • Microsoft Office 2019, 2016, 2013, and desktop version of Office 365 <div style="border: 1px solid #ccc; padding: 5px; margin-top: 10px;"> <p> Conga recommends the latest Microsoft Office Suite for the best performance.</p> </div>

Upgrade Notes

For more information on the prerequisites and post-upgrade tasks, see [Upgrading CPQ](#) in *CPQ on Salesforce Summer 2020 Administrator Guide*.

New Features

There are no new features in this release. Keep checking the Conga Documentation Portal for new updates.

Enhancements

This release does not have any enhancements.

Data Model Changes

There are no data model changes in this release.

Resolved Issues

The following table lists the issues resolved in this release.

Case Number	Conga Internal ID	Description
00110644	CPQ-47243	CPQ enabled manual adjustment on the Cart page even when it is disabled at the price list item level. This happened when you added products from the catalog and navigated to the Cart page before the loading process completed.

Known Issues

The following table provides the cumulative list of known issues up to this release.

Conga Internal ID	Description
ASSETS-1636	After you have renewed an asset with a one-time primary line when you perform Change: Config action, an incorrect Delta Price and Net Price are calculated on the cart.
ASSETS-1724	Config asset pricing criteria are not functioning on a single ramp renewed line (renew one ramp = true).
ASSETS-2574	Values are not proper for flat price incremented and merged lines on the user interface popup for the Projected Asset Value API.
CPQ-11829	If the option group is single-select and requires the selection (min:1, max:1), you cannot make it optional from the configuration page but can make it optional from the cart. You can notice the same behavior when options required by default.
CPQ-37247	When you renew service and add new equipment, CPQ displays 0 as Weightage Amount on the related line item pop-up.
CPQ-37251	Unit Of Measure conversion is not working for Price Ramps.
CPQ-37257	In the Service CPQ flow, when you reconfigure a finalized service cart, CPQ does not display the info message regarding service products auto-included via an inclusion constraint rule.
CPQ-37233	CPQ does not disable the products that are already associated with the category from the all products list on the Associated Product section in Catalog.

Conga Internal ID	Description
CPQ-37437	When you click the name of the parent category from the left-hand side panel on the Catalog page, you are redirected to the home screen of the Catalog page instead of the parent category.
CPQ-37445	CPQ does not update the price of an option when the price is based on an attribute value until you select another option.
CPQ-38515	If the options in a sub-bundle are auto-included based on the value of an attribute using the inclusion type constraint rule, CPQ does not remove the options from the sub-bundle when you change the value of the attribute and constraint condition is no longer valid. This happens when Is Bundle Context is selected.
CPQ-38642	On the exclusion prompt to exclude options, when you select options and click Remove Option , CPQ does not remove the selected options from the exclusion prompt and displays an error on the configuration page. However, the selected options are cleared on the Configuration page. This happens when constraint rules are executed on the server-side.
CPQ-39427	When you define Min/Max Applies To field as <i>Base Price</i> , CPQ restricts the net adjustment instead of the Base Price.
CPQ-39362	In Client-Side Constraint Rule, only one condition statement with product scope is supported on the client-side when you enabled Repeat Inclusion in Match in Condition.
CPQ-39699	When you select Enable Auto Reprice in Config System Properties, you are unable to apply % Discount Effective , % Markup Effective , and Price Factor Effective adjustments on totals on the Cart page.
CPQ-39772	CPQ does not execute constraint rules properly when Is Bundle Context is selected and the bundle and its sub-bundle have the same options.
CPQ-39900	If the options in a sub-bundle are disabled based on the selection of another option using the exclusion type constraint rule, CPQ does not enable the options when the condition is no longer valid. This happens when Is Bundle Context is selected.
CPQ-40101	Min/Max adjustment fields are not available on the CPQ Admin user interface.
CPQ-40128	CPQ does not reprice the cart after the inclusion type constraint rule is deactivated and the auto-included products are removed from the cart. You are able to finalize the cart with an incorrect price.

Conga Internal ID	Description
CPQ-40238	When you add a product again in the inclusion prompt after removing it once and if the product belonged in a Product Group, CPQ does not allow you to finalize the cart.
CPQ-40244	When you clone a quote using the Clone (with Line Item) button right after you finalize the cart, the newly cloned quote page does not load. Workaround: In buttons like Configure Products and Clone(with Line Items) , add a validation check in the formula of the buttons to disable or hide these buttons till the IsTaskPending flag is set to false.
CPQ-42440	When you define a price list item with Price Method as <i>Related Price</i> and define values in the Related Pricing section on the Price List Item Details page, CPQ does not calculate prices according to the values in Related Pricing on the cart. Workaround: Use the fields Related Adjustment Amount , Related Adjustment Applies To , and Related Adjustment Type on the Price List Item Details page to define the related pricing.
CPQ-43510	On the cart page, CPQ displays incorrect values of the amount in parentheses that are converted based on the Dated Currency Exchange Rate.
CPQ-43701	When you reconfigure a finalized quote and modify adjustments and reprice, CPQ displays a revalidation warning.
CPQ-43708	When you reprice product with Cummulative Range Line Item matrices, CPQ displays null object error.
CPQ-44779	CPQ does not execute a replacement prompt rule that is based on criteria until you click Finalize .
CPQ-44862	CPQ does not auto-include options that are a part of the sub-bundle and that sub-bundle is auto-included.
CPQ-47205	CPQ calculates pricing even when Validation Callback displays an error on the Cart page and you are unable to finalize the quote.
CPQ-45902	In the TurboPricing flow, CPQ does not execute Mass Update correctly on the line items.


DOC ID: CPQSUM200129RN

CPQ Summer20.02.12 Release Notes

This document contains the following information about CPQ Summer20.02.12 release.

For more information on new features, enhancements, and document improvements refer to

- [What's New](#) in *CPQ on Salesforce Summer 2020 User Guide* or
 - [What's New](#) in *CPQ on Salesforce Summer 2020 Administrator Guide* or
 - [What's New](#) in *CPQ on Salesforce Summer 2020 SOAP API Guide*
- **Packages**: Lists packages that are required to upgrade to this release of the product
 - **System Requirements and Supported Platforms**: Lists requirements and recommendations for installing this release
 - **New Features**: Provides high-level descriptions of new features introduced in this release, with links to more detailed information
 - **Enhancements**: Provides high-level descriptions of enhancements to existing features
 - **Data Model Changes**: Lists changes to the data model
 - **Resolved Issues**: Lists customer-reported issues that are resolved in this release or known issues resolved from previous releases
 - **Known Issues**: Lists known issues that are applicable in this release


 This documentation may contain descriptions of software features that are optional and for which you may not have purchased a license. As a result, your specific software solution and/or implementation may differ from those described in this document. Please contact your CSM or AE for information on your specific features and licensing.

Packages

The following packages and dependent packages are required to upgrade to this release to utilize all the new features of this release. These are the *minimum* required versions; later versions are also supported. Separate prerequisites for each feature can be found in the respective guides. The packages marked as **(New)** are new packages in this release.


Product	Latest Certified Version <i>(Version Name / Version Number)</i>
Conga Approvals (Required if you are using Approvals)	11.1.0161.22 11.161.22
Conga Base Library (Required if you are using Conga Configuration & Pricing)	1.1.93 1.93
Conga CLM Configuration Integration (Required if you are using CLM)	12.1.0136.2 12.136.2
Conga Configuration & Pricing (New)	12.1.1787.95 12.1787.95
Conga Contract Lifecycle Management	11.1.0547.8 11.547.8
Conga CPQ Api	12.1.0104 12.104
Conga CPQ Approvals (Required if you are using Approvals on CPQ objects)	11.1.0018 11.18
Conga CPQ Setup (Required if you are using CPQ Admin Console)	12.1.61.3 12.61.3
Conga Deal Maximizer Setup (Required if you are using Deal Maximizer)	7.5.0050 7.50
Conga Order Management	1.0.0000 1.0
Conga Promotions (Required if you are using Promotions)	1.0.0000 1.0
Conga Quote Approvals	6.5.0004 6.4
Conga Quote Asset Integration	6.5.0014 6.14
Conga Quote CLM Integration	9.1.0063 9.63


Product	Latest Certified Version <i>(Version Name Version Number)</i>
Conga Quote Configuration Integration (New) (Required if you are using CPQ and Proposal Management)	12.1.0332.5 12.332.5
Conga Quote Management (Required if you are using Proposal Management)	10.1.0221.4 10.221.4

 Before installing or upgrading managed packages, you must review the dependency matrix for each managed package. You can refer to the package dependency matrix at [Managed Packages Dependency Matrix](#).

System Requirements and Supported Platforms

The following table lists the minimum requirements for installing and using CPQ.

System Requirement	Minimum Supported Version
Operating System	Standard Salesforce.com requirements. See Salesforce PDF .
Browser	<p>CPQ supports the following browsers:</p> <ul style="list-style-type: none"> • Microsoft Edge • Google Chrome <p>Conga recommends the latest stable version of the browser for the best performance.</p> <div style="border: 1px solid #ffc107; padding: 5px; margin-top: 10px;"> <p> Internet Explorer is not supported.</p> </div>

System Requirement	Minimum Supported Version
Microsoft Office	<ul style="list-style-type: none"> • Microsoft Word 2007 with Service Pack 2 plus hotfix package 976477 (Word 2007 version number must be greater than 12.0.6520.4999) • Microsoft Word 2010 (32-bit & 64-bit) • Microsoft Office 2019, 2016, 2013, and desktop version of Office 365 <div style="border: 1px solid #ccc; padding: 5px; margin-top: 10px;"> <p> Conga recommends the latest Microsoft Office Suite for the best performance.</p> </div>

Upgrade Notes

For more information on the prerequisites and post-upgrade tasks, see [Upgrading CPQ](#) in *CPQ on Salesforce Summer 2020 Administrator Guide*.

New Features

There are no new features in this release. Keep checking the Conga Documentation Portal for new updates.

Enhancements


This release does not have any enhancements.

Data Model Changes

There are no data model changes in this release.

Resolved Issues

The following table lists the issues resolved in this release.

Case Number	Conga Internal ID	Description
00112152	CPQ-48156	<p>CPQ did not allow the Expiration Date: 12/31/4000 12:00 AM on a price list item.</p> <div style="border: 1px solid #ccc; padding: 10px; margin-top: 10px;"> <p> All time zones from GMT 0:00 to GMT +14:00 work fine. All time zones from GMT -00:30 to GMT -11:00 (that is, -ve GMT time zones) are already out of the accepted limit of 12/31/4000 12:00 AM and Salesforce itself restricts them. CPQ trigger is not involved here.</p> </div>
00109377	CPQ-47973	CPQ did not trigger NAT approvals on asset line items (any ABO operation).
00109976	CPQ-47020	The Weightage Amount functionality at the related line item level did not work according to its intended behavior.
00108265	CPQ-46392	CPQ could not include an option product based on <i>Inclusion Criteria</i> if that criteria depended on the attributes of the bundle product.
00105804	CPQ-45792	CPQ did not override the quantity of an option line item when you changed the quantity using Mass Update. This issue was observed when there was a field expression on the default quantity of the option product.

Known Issues

The following table provides the cumulative list of known issues up to this release.

Conga Internal ID	Description
ASSETS-1636	After you have renewed an asset with a one-time primary line when you perform Change: Config action, an incorrect Delta Price and Net Price are calculated on the cart.
ASSETS-1724	Config asset pricing criteria are not functioning on a single ramp renewed line (renew one ramp = true).
ASSETS-2574	Values are not proper for flat price incremented and merged lines on the user interface popup for the Projected Asset Value API.

Conga Internal ID	Description
CPQ-11829	If the option group is single-select and requires the selection (min:1, max:1), you cannot make it optional from the configuration page but can make it optional from the cart. You can notice the same behavior when options required by default.
CPQ-37247	When you renew service and add new equipment, CPQ displays 0 as Weightage Amount on the related line item pop-up.
CPQ-37251	Unit Of Measure conversion is not working for Price Ramps.
CPQ-37257	In the Service CPQ flow, when you reconfigure a finalized service cart, CPQ does not display the info message regarding service products auto-included via an inclusion constraint rule.
CPQ-37233	CPQ does not disable the products that are already associated with the category from the all products list on the Associated Product section in Catalog.
CPQ-37437	When you click the name of the parent category from the left-hand side panel on the Catalog page, you are redirected to the home screen of the Catalog page instead of the parent category.
CPQ-37445	CPQ does not update the price of an option when the price is based on an attribute value until you select another option.
CPQ-38515	If the options in a sub-bundle are auto-included based on the value of an attribute using the inclusion type constraint rule, CPQ does not remove the options from the sub-bundle when you change the value of the attribute and constraint condition is no longer valid. This happens when Is Bundle Context is selected.
CPQ-38642	On the exclusion prompt to exclude options, when you select options and click Remove Option , CPQ does not remove the selected options from the exclusion prompt and displays an error on the configuration page. However, the selected options are cleared on the Configuration page. This happens when constraint rules are executed on the server-side.
CPQ-39427	When you define Min/Max Applies To field as <i>Base Price</i> , CPQ restricts the net adjustment instead of the Base Price.
CPQ-39362	In Client-Side Constraint Rule, only one condition statement with product scope is supported on the client-side when you enabled Repeat Inclusion in Match in Condition .

Conga Internal ID	Description
CPQ-39699	When you select Enable Auto Reprice in Config System Properties, you are unable to apply % Discount Effective , % Markup Effective , and Price Factor Effective adjustments on totals on the Cart page.
CPQ-39772	CPQ does not execute constraint rules properly when Is Bundle Context is selected and the bundle and its sub-bundle have the same options.
CPQ-39900	If the options in a sub-bundle are disabled based on the selection of another option using the exclusion type constraint rule, CPQ does not enable the options when the condition is no longer valid. This happens when Is Bundle Context is selected.
CPQ-40101	Min/Max adjustment fields are not available on the CPQ Admin user interface.
CPQ-40128	CPQ does not reprice the cart after the inclusion type constraint rule is deactivated and the auto-included products are removed from the cart. You are able to finalize the cart with an incorrect price.
CPQ-40238	When you add a product again in the inclusion prompt after removing it once and if the product belonged in a Product Group, CPQ does not allow you to finalize the cart.
CPQ-40244	When you clone a quote using the Clone (with Line Item) button right after you finalize the cart, the newly cloned quote page does not load. Workaround: In buttons like Configure Products and Clone(with Line Items) , add a validation check in the formula of the buttons to disable or hide these buttons till the IsTaskPending flag is set to false.
CPQ-42440	When you define a price list item with Price Method as <i>Related Price</i> and define values in the Related Pricing section on the Price List Item Details page, CPQ does not calculate prices according to the values in Related Pricing on the cart. Workaround: Use the fields Related Adjustment Amount , Related Adjustment Applies To , and Related Adjustment Type on the Price List Item Details page to define the related pricing.
CPQ-43510	On the cart page, CPQ displays incorrect values of the amount in parentheses that are converted based on the Dated Currency Exchange Rate.
CPQ-43701	When you reconfigure a finalized quote and modify adjustments and reprice, CPQ displays a revalidation warning.

Conga Internal ID	Description
CPQ-43708	When you reprice product with Cumulative Range Line Item matrices, CPQ displays null object error.
CPQ-44779	CPQ does not execute a replacement prompt rule that is based on criteria until you click Finalize .
CPQ-44862	CPQ does not auto-include options that are a part of the sub-bundle and that sub-bundle is auto-included.
CPQ-47205	CPQ calculates pricing even when Validation Callback displays an error on the Cart page and you are unable to finalize the quote.
CPQ-45902	In the TurboPricing flow, CPQ does not execute Mass Update correctly on the line items.
CPQ-48216	CPQ displays a waiting icon when you click Revalidate .

DOC ID: CPQSUM200212RNREVA20210301


CPQ Summer20.02.26 Release Notes

This document contains the following information about CPQ Summer20.02.26 release.

For more information on new features, enhancements, and document improvements refer to

- [What's New](#) in *CPQ on Salesforce Summer 2020 User Guide* or
- [What's New](#) in *CPQ on Salesforce Summer 2020 Administrator Guide* or
- [What's New](#) in *CPQ on Salesforce Summer 2020 SOAP API Guide*

- [Packages](#): Lists packages that are required to upgrade to this release of the product
- [System Requirements and Supported Platforms](#): Lists requirements and recommendations for installing this release
- [New Features](#): Provides high-level descriptions of new features introduced in this release, with links to more detailed information
- [Enhancements](#): Provides high-level descriptions of enhancements to existing features
- [Data Model Changes](#): Lists changes to the data model
- [Resolved Issues](#): Lists customer-reported issues that are resolved in this release or known issues resolved from previous releases
- [Known Issues](#): Lists known issues that are applicable in this release


 This documentation may contain descriptions of software features that are optional and for which you may not have purchased a license. As a result, your specific software solution and/or implementation may differ from those described in this document. Please contact your CSM or AE for information on your specific features and licensing.

Packages

The following packages and dependent packages are required to upgrade to this release to utilize all the new features of this release. These are the *minimum* required versions; later versions are also supported. Separate prerequisites for each feature can be found in the respective guides. The packages marked as **(New)** are new packages in this release.


Product	Latest Certified Version <i>(Version Name Version Number)</i>
Conga Approvals (Required if you are using Approvals)	11.1.0161.22 11.161.22
Conga Base Library (Required if you are using Conga Configuration & Pricing)	1.1.93 1.93
Conga CLM Configuration Integration (New) (Required if you are using CLM)	12.1.0136.3 12.136.3
Conga Configuration & Pricing (New)	12.1.1787.99 12.1787.99
Conga Contract Lifecycle Management	11.1.0547.8 11.547.8
Conga CPQ Api	12.1.0104 12.104
Conga CPQ Approvals (Required if you are using Approvals on CPQ objects)	11.1.0018 11.18
Conga CPQ Setup (Required if you are using CPQ Admin Console)	12.1.61.3 12.61.3
Conga Deal Maximizer Setup (Required if you are using Deal Maximizer)	7.5.0050 7.50
Conga Order Management	1.0.0000 1.0
Conga Promotions (Required if you are using Promotions)	1.0.0000 1.0
Conga Quote Approvals	6.5.0004 6.4
Conga Quote Asset Integration	6.5.0014 6.14


Product	Latest Certified Version <i>(Version Name Version Number)</i>
Conga Quote CLM Integration	9.1.0063 9.63
Conga Quote Configuration Integration (New) (Required if you are using CPQ and Proposal Management)	12.1.0332.7 12.332.7
Conga Quote Management (Required if you are using Proposal Management)	10.1.0221.4 10.221.4

 Before installing or upgrading managed packages, you must review the dependency matrix for each managed package. You can refer to the package dependency matrix at [Managed Packages Dependency Matrix](#).

System Requirements and Supported Platforms

The following table lists the minimum requirements for installing and using CPQ.

System Requirement	Minimum Supported Version
Operating System	Standard Salesforce.com requirements. See Salesforce PDF .
Browser	<p>CPQ supports the following browsers:</p> <ul style="list-style-type: none"> • Microsoft Edge • Google Chrome <p>Conga recommends the latest stable version of the browser for the best performance.</p> <div style="border: 1px solid #ffc107; padding: 5px; margin-top: 10px;"> <p> Internet Explorer is not supported.</p> </div>

System Requirement	Minimum Supported Version
Microsoft Office	<ul style="list-style-type: none"> • Microsoft Word 2007 with Service Pack 2 plus hotfix package 976477 (Word 2007 version number must be greater than 12.0.6520.4999) • Microsoft Word 2010 (32-bit & 64-bit) • Microsoft Office 2019, 2016, 2013, and desktop version of Office 365 <div style="border: 1px solid #ccc; padding: 5px; margin-top: 10px;"> <p> Conga recommends the latest Microsoft Office Suite for the best performance.</p> </div>

Upgrade Notes

For more information on the prerequisites and post-upgrade tasks, see [Upgrading CPQ](#) in *CPQ on Salesforce Summer 2020 Administrator Guide*.

New Features

There are no new features in this release. Keep checking the Conga Documentation Portal for new updates.

Enhancements

This release does not have any enhancements.

Data Model Changes

There are no data model changes in this release.

Resolved Issues

The following table lists the issue resolved in this release.

Case Number	Conga Internal ID	Description
00107633	CPQ-46683	When you tried to clone a specific option product (with field expressions enabled), CPQ displayed an error.

Known Issues

The following table provides the cumulative list of known issues up to this release.

Conga Internal ID	Description
ASSETS-1636	After you have renewed an asset with a one-time primary line when you perform Change: Config action, an incorrect Delta Price and Net Price are calculated on the cart.
ASSETS-1724	Config asset pricing criteria are not functioning on a single ramp renewed line (renew one ramp = true).
ASSETS-2574	Values are not proper for flat price incremented and merged lines on the user interface popup for the Projected Asset Value API.
CPQ-11829	If the option group is single-select and requires the selection (min:1, max:1), you cannot make it optional from the configuration page but can make it optional from the cart. You can notice the same behavior when options required by default.
CPQ-37247	When you renew service and add new equipment, CPQ displays 0 as Weightage Amount on the related line item pop-up.
CPQ-37251	Unit Of Measure conversion is not working for Price Ramps.
CPQ-37257	In the Service CPQ flow, when you reconfigure a finalized service cart, CPQ does not display the info message regarding service products auto-included via an inclusion constraint rule.
CPQ-37233	CPQ does not disable the products that are already associated with the category from the all products list on the Associated Product section in Catalog.
CPQ-37437	When you click the name of the parent category from the left-hand side panel on the Catalog page, you are redirected to the home screen of the Catalog page instead of the parent category.

Conga Internal ID	Description
CPQ-37445	CPQ does not update the price of an option when the price is based on an attribute value until you select another option.
CPQ-38515	If the options in a sub-bundle are auto-included based on the value of an attribute using the inclusion type constraint rule, CPQ does not remove the options from the sub-bundle when you change the value of the attribute and constraint condition is no longer valid. This happens when Is Bundle Context is selected.
CPQ-38642	On the exclusion prompt to exclude options, when you select options and click Remove Option , CPQ does not remove the selected options from the exclusion prompt and displays an error on the configuration page. However, the selected options are cleared on the Configuration page. This happens when constraint rules are executed on the server-side.
CPQ-39427	When you define Min/Max Applies To field as <i>Base Price</i> , CPQ restricts the net adjustment instead of the Base Price.
CPQ-39362	In Client-Side Constraint Rule, only one condition statement with product scope is supported on the client-side when you enabled Repeat Inclusion in Match in Condition.
CPQ-39699	When you select Enable Auto Reprice in Config System Properties, you are unable to apply % Discount Effective , % Markup Effective , and Price Factor Effective adjustments on totals on the Cart page.
CPQ-39772	CPQ does not execute constraint rules properly when Is Bundle Context is selected and the bundle and its sub-bundle have the same options.
CPQ-39900	If the options in a sub-bundle are disabled based on the selection of another option using the exclusion type constraint rule, CPQ does not enable the options when the condition is no longer valid. This happens when Is Bundle Context is selected.
CPQ-40101	Min/Max adjustment fields are not available on the CPQ Admin user interface.
CPQ-40128	CPQ does not reprice the cart after the inclusion type constraint rule is deactivated and the auto-included products are removed from the cart. You are able to finalize the cart with an incorrect price.
CPQ-40238	When you add a product again in the inclusion prompt after removing it once and if the product belonged in a Product Group, CPQ does not allow you to finalize the cart.

Conga Internal ID	Description
CPQ-40244	<p>When you clone a quote using the Clone (with Line Item) button right after you finalize the cart, the newly cloned quote page does not load.</p> <p>Workaround: In buttons like Configure Products and Clone(with Line Items), add a validation check in the formula of the buttons to disable or hide these buttons till the IsTaskPending flag is set to false.</p>
CPQ-42440	<p>When you define a price list item with Price Method as <i>Related Price</i> and define values in the Related Pricing section on the Price List Item Details page, CPQ does not calculate prices according to the values in Related Pricing on the cart.</p> <p>Workaround: Use the fields Related Adjustment Amount, Related Adjustment Applies To, and Related Adjustment Type on the Price List Item Details page to define the related pricing.</p>
CPQ-43510	<p>On the cart page, CPQ displays incorrect values of the amount in parentheses that are converted based on the Dated Currency Exchange Rate.</p>
CPQ-43701	<p>When you reconfigure a finalized quote and modify adjustments and reprice, CPQ displays a revalidation warning.</p>
CPQ-43708	<p>When you reprice product with Cumulative Range Line Item matrices, CPQ displays null object error.</p>
CPQ-44779	<p>CPQ does not execute a replacement prompt rule that is based on criteria until you click Finalize.</p>
CPQ-44862	<p>CPQ does not auto-include options that are a part of the sub-bundle and that sub-bundle is auto-included.</p>
CPQ-47205	<p>CPQ calculates pricing even when Validation Callback displays an error on the Cart page and you are unable to finalize the quote.</p>
CPQ-45902	<p>In the TurboPricing flow, CPQ does not execute Mass Update correctly on the line items.</p>
CPQ-48216	<p>CPQ displays a waiting icon when you click Revalidate.</p>

DOC ID: CPQSUM200226RN


CPQ Summer20.03.12 Release Notes

This document contains the following information about CPQ Summer20.03.12 release.

For more information on new features, enhancements, and document improvements refer to

- [What's New](#) in *CPQ on Salesforce Summer 2020 User Guide* or
- [What's New](#) in *CPQ on Salesforce Summer 2020 Administrator Guide* or
- [What's New](#) in *CPQ on Salesforce Summer 2020 SOAP API Guide*

- [Packages](#): Lists packages that are required to upgrade to this release of the product
- [System Requirements and Supported Platforms](#): Lists requirements and recommendations for installing this release
- [New Features](#): Provides high-level descriptions of new features introduced in this release, with links to more detailed information
- [Enhancements](#): Provides high-level descriptions of enhancements to existing features
- [Data Model Changes](#): Lists changes to the data model
- [Resolved Issues](#): Lists customer-reported issues that are resolved in this release or known issues resolved from previous releases
- [Known Issues](#): Lists known issues that are applicable in this release


 This documentation may contain descriptions of software features that are optional and for which you may not have purchased a license. As a result, your specific software solution and/or implementation may differ from those described in this document. Please contact your CSM or AE for information on your specific features and licensing.

Packages

The following packages and dependent packages are required to upgrade to this release to utilize all the new features of this release. These are the *minimum* required versions; later versions are also supported. Separate prerequisites for each feature can be found in the respective guides. The packages marked as **(New)** are new packages in this release.


Product	Latest Certified Version <i>(Version Name Version Number)</i>
Conga Approvals (New) (Required if you are using Approvals)	11.1.0161.23 11.161.23
Conga Base Library (Required if you are using Conga Configuration & Pricing)	1.1.93 1.93
Conga CLM Configuration Integration (New) (Required if you are using CLM)	12.1.0136.4 12.136.4
Conga Configuration & Pricing (New)	12.1.1787.101 12.1787.101
Conga Contract Lifecycle Management	11.1.0547.8 11.547.8
Conga CPQ Api	12.1.0104 12.104
Conga CPQ Approvals (Required if you are using Approvals on CPQ objects)	11.1.0018 11.18
Conga CPQ Setup (Required if you are using CPQ Admin Console)	12.1.61.3 12.61.3
Conga Deal Maximizer Setup (Required if you are using Deal Maximizer)	7.5.0050 7.50
Conga Order Management	1.0.0000 1.0
Conga Promotions (Required if you are using Promotions)	1.0.0000 1.0
Conga Quote Approvals	6.5.0004 6.4
Conga Quote Asset Integration	6.5.0014 6.14
Conga Quote CLM Integration	9.1.0063 9.63


Product	Latest Certified Version <i>(Version Name Version Number)</i>
Conga Quote Configuration Integration (New) (Required if you are using CPQ and Proposal Management)	12.1.0332.8 12.332.8
Conga Quote Management (Required if you are using Proposal Management)	10.1.0221.4 10.221.4

 Before installing or upgrading managed packages, you must review the dependency matrix for each managed package. You can refer to the package dependency matrix at [Managed Packages Dependency Matrix](#).

System Requirements and Supported Platforms

The following table lists the minimum requirements for installing and using CPQ.

System Requirement	Minimum Supported Version
Operating System	Standard Salesforce.com requirements. See Salesforce PDF .
Browser	<p>CPQ supports the following browsers:</p> <ul style="list-style-type: none"> • Microsoft Edge • Google Chrome <p>Conga recommends the latest stable version of the browser for the best performance.</p> <div style="border: 1px solid #ffc107; padding: 5px; margin-top: 10px;"> <p> Internet Explorer is not supported.</p> </div>

System Requirement	Minimum Supported Version
Microsoft Office	<ul style="list-style-type: none"> • Microsoft Word 2007 with Service Pack 2 plus hotfix package 976477 (Word 2007 version number must be greater than 12.0.6520.4999) • Microsoft Word 2010 (32-bit & 64-bit) • Microsoft Office 2019, 2016, 2013, and desktop version of Office 365 <div style="border: 1px solid #ccc; padding: 5px; margin-top: 10px;"> <p> Conga recommends the latest Microsoft Office Suite for the best performance.</p> </div>

Upgrade Notes

For more information on the prerequisites and post-upgrade tasks, see [Upgrading CPQ](#) in *CPQ on Salesforce Summer 2020 Administrator Guide*.

New Features

There are no new features in this release. Keep checking the Conga Documentation Portal for new updates.

Enhancements

This release does not have any enhancements.

Data Model Changes

There are no data model changes in this release.

Resolved Issues

The following table lists the issues resolved in this release.

Case Number	Conga Internal ID	Description
00112340	CPQ-48365	CPQ did not invoke the validation callback when you clicked Reprice on the Cart page.
00108713	CPQ-46501	You could still see an error message because of a specific Exclude Constraint Rule even though you deselected that excluded option product from the Cart page.
00093383	CPQ-41356	On the Admin page, while you were adding and removing products from a category in the same transaction followed by executing the Category Maintenance job, CPQ did not delete the views for removed products.

Known Issues

The following table provides the cumulative list of known issues up to this release.

Conga Internal ID	Description
ASSETS-1636	After you have renewed an asset with a one-time primary line when you perform Change: Config action, an incorrect Delta Price and Net Price are calculated on the cart.
ASSETS-1724	Config asset pricing criteria are not functioning on a single ramp renewed line (renew one ramp = true).
ASSETS-2574	Values are not proper for flat price incremented and merged lines on the user interface popup for the Projected Asset Value API.
CPQ-11829	If the option group is single-select and requires the selection (min:1, max:1), you cannot make it optional from the configuration page but can make it optional from the cart. You can notice the same behavior when options required by default.
CPQ-37247	When you renew service and add new equipment, CPQ displays 0 as Weightage Amount on the related line item pop-up.
CPQ-37251	Unit Of Measure conversion is not working for Price Ramps.

Conga Internal ID	Description
CPQ-37257	In the Service CPQ flow, when you reconfigure a finalized service cart, CPQ does not display the info message regarding service products auto-included via an inclusion constraint rule.
CPQ-37233	CPQ does not disable the products that are already associated with the category from the all products list on the Associated Product section in Catalog.
CPQ-37437	When you click the name of the parent category from the left-hand side panel on the Catalog page, you are redirected to the home screen of the Catalog page instead of the parent category.
CPQ-37445	CPQ does not update the price of an option when the price is based on an attribute value until you select another option.
CPQ-38515	If the options in a sub-bundle are auto-included based on the value of an attribute using the inclusion type constraint rule, CPQ does not remove the options from the sub-bundle when you change the value of the attribute and constraint condition is no longer valid. This happens when Is Bundle Context is selected.
CPQ-38642	On the exclusion prompt to exclude options, when you select options and click Remove Option , CPQ does not remove the selected options from the exclusion prompt and displays an error on the configuration page. However, the selected options are cleared on the Configuration page. This happens when constraint rules are executed on the server-side.
CPQ-39427	When you define Min/Max Applies To field as <i>Base Price</i> , CPQ restricts the net adjustment instead of the Base Price.
CPQ-39362	In Client-Side Constraint Rule, only one condition statement with product scope is supported on the client-side when you enabled Repeat Inclusion in Match in Condition.
CPQ-39699	When you select Enable Auto Reprice in Config System Properties, you are unable to apply % Discount Effective , % Markup Effective , and Price Factor Effective adjustments on totals on the Cart page.
CPQ-39772	CPQ does not execute constraint rules properly when Is Bundle Context is selected and the bundle and its sub-bundle have the same options.

Conga Internal ID	Description
CPQ-39900	If the options in a sub-bundle are disabled based on the selection of another option using the exclusion type constraint rule, CPQ does not enable the options when the condition is no longer valid. This happens when Is Bundle Context is selected.
CPQ-40101	Min/Max adjustment fields are not available on the CPQ Admin user interface.
CPQ-40128	CPQ does not reprice the cart after the inclusion type constraint rule is deactivated and the auto-included products are removed from the cart. You are able to finalize the cart with an incorrect price.
CPQ-40238	When you add a product again in the inclusion prompt after removing it once and if the product belonged in a Product Group, CPQ does not allow you to finalize the cart.
CPQ-40244	When you clone a quote using the Clone (with Line Item) button right after you finalize the cart, the newly cloned quote page does not load. Workaround: In buttons like Configure Products and Clone(with Line Items) , add a validation check in the formula of the buttons to disable or hide these buttons till the IsTaskPending flag is set to false.
CPQ-42440	When you define a price list item with Price Method as <i>Related Price</i> and define values in the Related Pricing section on the Price List Item Details page, CPQ does not calculate prices according to the values in Related Pricing on the cart. Workaround: Use the fields Related Adjustment Amount , Related Adjustment Applies To , and Related Adjustment Type on the Price List Item Details page to define the related pricing.
CPQ-43510	On the cart page, CPQ displays incorrect values of the amount in parentheses that are converted based on the Dated Currency Exchange Rate.
CPQ-43701	When you reconfigure a finalized quote and modify adjustments and reprice, CPQ displays a revalidation warning.
CPQ-43708	When you reprice product with Cummulative Range Line Item matrices, CPQ displays null object error.
CPQ-44779	CPQ does not execute a replacement prompt rule that is based on criteria until you click Finalize .

Conga Internal ID	Description
CPQ-44862	CPQ does not auto-include options that are a part of the sub-bundle and that sub-bundle is auto-included.
CPQ-47205	CPQ calculates pricing even when Validation Callback displays an error on the Cart page and you are unable to finalize the quote.
CPQ-45902	In the TurboPricing flow, CPQ does not execute Mass Update correctly on the line items.
CPQ-46929	The Cart Grid is not retaining line breaks on formula fields that have multiple lines. Also, the height of the row is not adjustable.
CPQ-48216	CPQ displays a waiting icon when you click Revalidate .

DOC ID: CPQSUM200312RN


CPQ Summer20.03.26 Release Notes

This document contains the following information about CPQ Summer20.03.26 release.

For more information on new features, enhancements, and document improvements refer to

- [What's New](#) in *CPQ on Salesforce Summer 2020 User Guide* or
- [What's New](#) in *CPQ on Salesforce Summer 2020 Administrator Guide* or
- [What's New](#) in *CPQ on Salesforce Summer 2020 SOAP API Guide*

- [Packages](#): Lists packages that are required to upgrade to this release of the product
- [System Requirements and Supported Platforms](#): Lists requirements and recommendations for installing this release
- [New Features](#): Provides high-level descriptions of new features introduced in this release, with links to more detailed information
- [Enhancements](#): Provides high-level descriptions of enhancements to existing features
- [Data Model Changes](#): Lists changes to the data model
- [Resolved Issues](#): Lists customer-reported issues that are resolved in this release or known issues resolved from previous releases
- [Known Issues](#): Lists known issues that are applicable in this release


 This documentation may contain descriptions of software features that are optional and for which you may not have purchased a license. As a result, your specific software solution and/or implementation may differ from those described in this document. Please contact your CSM or AE for information on your specific features and licensing.

Packages

The following packages and dependent packages are required to upgrade to this release to utilize all the new features of this release. These are the *minimum* required versions; later versions are also supported. Separate prerequisites for each feature can be found in the respective guides. The packages marked as **(New)** are new packages in this release.


Product	Latest Certified Version <i>(Version Name Version Number)</i>
Conga Approvals (Required if you are using Approvals)	11.1.0161.23 11.161.23
Conga Base Library (Required if you are using Apttus Configuration & Pricing)	1.1.93 1.93
Conga CLM Configuration Integration (New) (Required if you are using CLM)	12.1.0136.5 12.136.5
Conga Configuration & Pricing (New)	12.1.1787.107 12.1787.107
Conga Contract Lifecycle Management	11.1.0547.8 11.547.8
Conga CPQ Api	12.1.0104 12.104
Conga CPQ Approvals (Required if you are using Approvals on CPQ objects)	11.1.0018 11.18
Conga CPQ Setup (Required if you are using CPQ Admin Console)	12.1.61.3 12.61.3
Conga Deal Maximizer Setup (Required if you are using Deal Maximizer)	7.5.0050 7.50
Conga Order Management	1.0.0000 1.0
Conga Promotions (Required if you are using Promotions)	1.0.0000 1.0
Conga Quote Approvals	6.5.0004 6.4


Product	Latest Certified Version <i>(Version Name Version Number)</i>
Conga Quote Asset Integration	6.5.0014 6.14
Conga Quote CLM Integration	9.1.0063 9.63
Conga Quote Configuration Integration (New) (Required if you are using CPQ and Proposal Management)	12.1.0332.9 12.332.9
Conga Quote Management (New) (Required if you are using Proposal Management)	10.1.0221.6 10.221.6

 Before installing or upgrading managed packages, you must review the dependency matrix for each managed package. You can refer to the package dependency matrix at [Managed Packages Dependency Matrix](#).

System Requirements and Supported Platforms

The following table lists the minimum requirements for installing and using CPQ.

System Requirement	Minimum Supported Version
Operating System	Standard Salesforce.com requirements. See Salesforce PDF .
Browser	<p>CPQ supports the following browsers:</p> <ul style="list-style-type: none"> • Microsoft Edge • Google Chrome <p>Conga recommends the latest stable version of the browser for the best performance.</p> <div style="border: 1px solid #ffc107; padding: 5px; margin-top: 10px;"> <p> Internet Explorer is not supported.</p> </div>

System Requirement	Minimum Supported Version
Microsoft Office	<ul style="list-style-type: none"> • Microsoft Word 2007 with Service Pack 2 plus hotfix package 976477 (Word 2007 version number must be greater than 12.0.6520.4999) • Microsoft Word 2010 (32-bit & 64-bit) • Microsoft Office 2019, 2016, 2013, and desktop version of Office 365 <div style="border: 1px solid #ccc; padding: 5px; margin-top: 10px;"> <p> Conga recommends the latest Microsoft Office Suite for the best performance.</p> </div>

Upgrade Notes

For more information on the prerequisites and post-upgrade tasks, see [Upgrading CPQ](#) in *CPQ on Salesforce Summer 2020 Administrator Guide*.

New Features

There are no new features in this release. Keep checking the Conga Documentation Portal for new updates.

Enhancements

This release does not have any enhancements.

Data Model Changes

There are no data model changes in this release.

Resolved Issues

The following table lists the issues resolved in this release.

Case Number	Conga Internal ID	Description
00110525	CPQ-48871	When you clicked the Guidance icon, CPQ did not calculate the values for the Price From and Price To columns on the pop-up.
00112687	CPQ-48704	When you were terminating an asset, CPQ did not add a certain product to the cart after the execution on the validation callback.
00109649	CPQ-46921	When you performed the <i>Change</i> ABO operation on a bundle and changed dates of any ramp line of options, CPQ created additional ramp lines for the bundle.
00109262	CPQ-46770	When you finalized the cart, the Is Task Pending flag on the proposal remained <i>True</i> some times.
00107756	CPQ-46193	After you created a favorite, the cart was abandoned and the configuration was deleted. When you added the same favorite to a new cart, CPQ displayed an error.

Known Issues

The following table provides the cumulative list of known issues up to this release.

Conga Internal ID	Description
ASSETS-1636	After you have renewed an asset with a one-time primary line when you perform Change: Config action, an incorrect Delta Price and Net Price are calculated on the cart.
ASSETS-1724	Config asset pricing criteria are not functioning on a single ramp renewed line (renew one ramp = true).
ASSETS-2574	Values are not proper for flat price incremented and merged lines on the user interface popup for the Projected Asset Value API.
CPQ-11829	If the option group is single-select and requires the selection (min:1, max:1), you cannot make it optional from the configuration page but can make it optional from the cart. You can notice the same behavior when options required by default.

Conga Internal ID	Description
CPQ-37247	When you renew service and add new equipment, CPQ displays 0 as Weightage Amount on the related line item pop-up.
CPQ-37251	Unit Of Measure conversion is not working for Price Ramps.
CPQ-37257	In the Service CPQ flow, when you reconfigure a finalized service cart, CPQ does not display the info message regarding service products auto-included via an inclusion constraint rule.
CPQ-37233	CPQ does not disable the products that are already associated with the category from the all products list on the Associated Product section in Catalog.
CPQ-37437	When you click the name of the parent category from the left-hand side panel on the Catalog page, you are redirected to the home screen of the Catalog page instead of the parent category.
CPQ-37445	CPQ does not update the price of an option when the price is based on an attribute value until you select another option.
CPQ-38515	If the options in a sub-bundle are auto-included based on the value of an attribute using the inclusion type constraint rule, CPQ does not remove the options from the sub-bundle when you change the value of the attribute and constraint condition is no longer valid. This happens when Is Bundle Context is selected.
CPQ-38642	On the exclusion prompt to exclude options, when you select options and click Remove Option , CPQ does not remove the selected options from the exclusion prompt and displays an error on the configuration page. However, the selected options are cleared on the Configuration page. This happens when constraint rules are executed on the server-side.
CPQ-39427	When you define Min/Max Applies To field as <i>Base Price</i> , CPQ restricts the net adjustment instead of the Base Price.
CPQ-39362	In Client-Side Constraint Rule, only one condition statement with product scope is supported on the client-side when you enabled Repeat Inclusion in Match in Condition.
CPQ-39699	When you select Enable Auto Reprice in Config System Properties, you are unable to apply % Discount Effective , % Markup Effective , and Price Factor Effective adjustments on totals on the Cart page.

Conga Internal ID	Description
CPQ-39772	CPQ does not execute constraint rules properly when Is Bundle Context is selected and the bundle and its sub-bundle have the same options.
CPQ-39900	If the options in a sub-bundle are disabled based on the selection of another option using the exclusion type constraint rule, CPQ does not enable the options when the condition is no longer valid. This happens when Is Bundle Context is selected.
CPQ-40101	Min/Max adjustment fields are not available on the CPQ Admin user interface.
CPQ-40128	CPQ does not reprice the cart after the inclusion type constraint rule is deactivated and the auto-included products are removed from the cart. You are able to finalize the cart with an incorrect price.
CPQ-40238	When you add a product again in the inclusion prompt after removing it once and if the product belonged in a Product Group, CPQ does not allow you to finalize the cart.
CPQ-40244	<p>When you clone a quote using the Clone (with Line Item) button right after you finalize the cart, the newly cloned quote page does not load.</p> <p>Workaround: In buttons like Configure Products and Clone(with Line Items), add a validation check in the formula of the buttons to disable or hide these buttons till the IsTaskPending flag is set to false.</p>
CPQ-42440	<p>When you define a price list item with Price Method as <i>Related Price</i> and define values in the Related Pricing section on the Price List Item Details page, CPQ does not calculate prices according to the values in Related Pricing on the cart.</p> <p>Workaround: Use the fields Related Adjustment Amount, Related Adjustment Applies To, and Related Adjustment Type on the Price List Item Details page to define the related pricing.</p>
CPQ-43510	On the cart page, CPQ displays incorrect values of the amount in parentheses that are converted based on the Dated Currency Exchange Rate.
CPQ-43701	When you reconfigure a finalized quote and modify adjustments and reprice, CPQ displays a revalidation warning.
CPQ-43708	When you reprice product with Cummulative Range Line Item matrices, CPQ displays null object error.

Conga Internal ID	Description
CPQ-44779	CPQ does not execute a replacement prompt rule that is based on criteria until you click Finalize .
CPQ-44862	CPQ does not auto-include options that are a part of the sub-bundle and that sub-bundle is auto-included.
CPQ-47205	CPQ calculates pricing even when Validation Callback displays an error on the Cart page and you are unable to finalize the quote.
CPQ-45902	In the TurboPricing flow, CPQ does not execute Mass Update correctly on the line items.
CPQ-46929	The Cart Grid is not retaining line breaks on formula fields that have multiple lines. Also, the height of the row is not adjustable.
CPQ-48216	CPQ displays a waiting icon when you click Revalidate .

DOC ID: CPQSUM200326RN


CPQ Summer20.04.16 Release Notes

This document contains the following information about CPQ Summer20.04.16 release.

For more information on new features, enhancements, and document improvements refer to

- [What's New](#) in *CPQ on Salesforce Summer 2020 User Guide* or
- [What's New](#) in *CPQ on Salesforce Summer 2020 Administrator Guide* or
- [What's New](#) in *CPQ on Salesforce Summer 2020 SOAP API Guide*

- [Packages](#): Lists packages that are required to upgrade to this release of the product
- [System Requirements and Supported Platforms](#): Lists requirements and recommendations for installing this release
- [New Features](#): Provides high-level descriptions of new features introduced in this release, with links to more detailed information
- [Enhancements](#): Provides high-level descriptions of enhancements to existing features
- [Data Model Changes](#): Lists changes to the data model
- [Resolved Issues](#): Lists customer-reported issues that are resolved in this release or known issues resolved from previous releases
- [Known Issues](#): Lists known issues that are applicable in this release


 This documentation may contain descriptions of software features that are optional and for which you may not have purchased a license. As a result, your specific software solution and/or implementation may differ from those described in this document. Please contact your CSM or AE for information on your specific features and licensing.

Packages

The following packages and dependent packages are required to upgrade to this release to utilize all the new features of this release. These are the *minimum* required versions; later versions are also supported. Separate prerequisites for each feature can be found in the respective guides. The packages marked as **(New)** are new packages in this release.


Product	Latest Certified Version <i>(Version Name / Version Number)</i>
Conga Approvals (Required if you are using Approvals)	11.1.0161.23 11.161.23
Conga Base Library (Required if you are using Conga Configuration & Pricing)	1.1.93 1.93
Conga CLM Configuration Integration (Required if you are using CLM)	12.1.0136.5 12.136.5
Conga Configuration & Pricing (New)	12.1.1787.111 12.1787.111
Conga Contract Lifecycle Management	11.1.0547.8 11.547.8
Conga CPQ Api	12.1.0104 12.104
Conga CPQ Approvals (Required if you are using Approvals on CPQ objects)	11.1.0018 11.18
Conga CPQ Setup (New) (Required if you are using CPQ Admin Console)	12.1.61.4 12.61.4
Conga Deal Maximizer Setup (Required if you are using Deal Maximizer)	7.5.0050 7.50
Conga Order Management	1.0.0000 1.0
Conga Promotions (Required if you are using Promotions)	1.0.0000 1.0
Conga Quote Approvals	6.5.0004 6.4
Conga Quote Asset Integration	6.5.0014 6.14


Product	Latest Certified Version <i>(Version Name / Version Number)</i>
Conga Quote CLM Integration	9.1.0063 9.63
Conga Quote Configuration Integration (Required if you are using CPQ and Proposal Management)	12.1.0332.9 12.332.9
Conga Quote Management (Required if you are using Proposal Management)	10.1.0221.6 10.221.6

 Before installing or upgrading managed packages, you must review the dependency matrix for each managed package. You can refer to the package dependency matrix at [Managed Packages Dependency Matrix](#).

System Requirements and Supported Platforms

The following table lists the minimum requirements for installing and using CPQ.

System Requirement	Minimum Supported Version
Operating System	Standard Salesforce.com requirements. See Salesforce PDF .
Browser	<p>CPQ supports the following browsers:</p> <ul style="list-style-type: none"> • Microsoft Edge • Google Chrome <p>Conga recommends the latest stable version of the browser for the best performance.</p> <div style="border: 1px solid #ffc107; padding: 5px; margin-top: 10px;"> <p> Internet Explorer is not supported.</p> </div>

System Requirement	Minimum Supported Version
Microsoft Office	<ul style="list-style-type: none"> • Microsoft Word 2007 with Service Pack 2 plus hotfix package 976477 (Word 2007 version number must be greater than 12.0.6520.4999) • Microsoft Word 2010 (32-bit & 64-bit) • Microsoft Office 2019, 2016, 2013, and desktop version of Office 365 <div style="border: 1px solid #ccc; padding: 5px; margin-top: 10px;"> <p> Conga recommends the latest Microsoft Office Suite for the best performance.</p> </div>

Upgrade Notes

For more information on the prerequisites and post-upgrade tasks, see [Upgrading CPQ](#) in *CPQ on Salesforce Summer 2020 Administrator Guide*.

New Features

There are no new features in this release. Keep checking the Conga Documentation Portal for new updates.

Enhancements

This release does not have any enhancements.

Data Model Changes

There are no data model changes in this release.

Resolved Issues

The following table lists the issues resolved in this release.

Case Number	Conga Internal ID	Description
00112382	CPQ-48371	When you terminated assets with ramp, CPQ failed to reprice the cart. This happened when the asset had a nested bundle.
00112130	CPQ-48497	CPQ displayed an error on the Cart page for the inclusion constraint rule when you defined the same product in both an inclusion and exclusion constraint rule.

Known Issues

The following table provides the cumulative list of known issues up to this release.

Conga Internal ID	Description
ASSETS-1636	After you have renewed an asset with a one-time primary line when you perform Change: Config action, an incorrect Delta Price and Net Price are calculated on the cart.
ASSETS-1724	Config asset pricing criteria are not functioning on a single ramp renewed line (renew one ramp = true).
ASSETS-2574	Values are not proper for flat price incremented and merged lines on the user interface popup for the Projected Asset Value API.
CPQ-11829	If the option group is single-select and requires the selection (min:1, max:1), you cannot make it optional from the configuration page but can make it optional from the cart. You can notice the same behavior when options required by default.
CPQ-37247	When you renew service and add new equipment, CPQ displays 0 as Weightage Amount on the related line item pop-up.
CPQ-37251	Unit Of Measure conversion is not working for Price Ramps.
CPQ-37257	In the Service CPQ flow, when you reconfigure a finalized service cart, CPQ does not display the info message regarding service products auto-included via an inclusion constraint rule.
CPQ-37233	CPQ does not disable the products that are already associated with the category from the all products list on the Associated Product section in Catalog.

Conga Internal ID	Description
CPQ-37437	When you click the name of the parent category from the left-hand side panel on the Catalog page, you are redirected to the home screen of the Catalog page instead of the parent category.
CPQ-37445	CPQ does not update the price of an option when the price is based on an attribute value until you select another option.
CPQ-38515	If the options in a sub-bundle are auto-included based on the value of an attribute using the inclusion type constraint rule, CPQ does not remove the options from the sub-bundle when you change the value of the attribute and constraint condition is no longer valid. This happens when Is Bundle Context is selected.
CPQ-38642	On the exclusion prompt to exclude options, when you select options and click Remove Option , CPQ does not remove the selected options from the exclusion prompt and displays an error on the configuration page. However, the selected options are cleared on the Configuration page. This happens when constraint rules are executed on the server-side.
CPQ-39427	When you define Min/Max Applies To field as <i>Base Price</i> , CPQ restricts the net adjustment instead of the Base Price.
CPQ-39362	In Client-Side Constraint Rule, only one condition statement with product scope is supported on the client-side when you enabled Repeat Inclusion in Match in Condition.
CPQ-39699	When you select Enable Auto Reprice in Config System Properties, you are unable to apply % Discount Effective , % Markup Effective , and Price Factor Effective adjustments on totals on the Cart page.
CPQ-39772	CPQ does not execute constraint rules properly when Is Bundle Context is selected and the bundle and its sub-bundle have the same options.
CPQ-39900	If the options in a sub-bundle are disabled based on the selection of another option using the exclusion type constraint rule, CPQ does not enable the options when the condition is no longer valid. This happens when Is Bundle Context is selected.
CPQ-40101	Min/Max adjustment fields are not available on the CPQ Admin user interface.
CPQ-40128	CPQ does not reprice the cart after the inclusion type constraint rule is deactivated and the auto-included products are removed from the cart. You are able to finalize the cart with an incorrect price.

Conga Internal ID	Description
CPQ-40238	When you add a product again in the inclusion prompt after removing it once and if the product belonged in a Product Group, CPQ does not allow you to finalize the cart.
CPQ-40244	When you clone a quote using the Clone (with Line Item) button right after you finalize the cart, the newly cloned quote page does not load. Workaround: In buttons like Configure Products and Clone(with Line Items) , add a validation check in the formula of the buttons to disable or hide these buttons till the IsTaskPending flag is set to false.
CPQ-42440	When you define a price list item with Price Method as <i>Related Price</i> and define values in the Related Pricing section on the Price List Item Details page, CPQ does not calculate prices according to the values in Related Pricing on the cart. Workaround: Use the fields Related Adjustment Amount , Related Adjustment Applies To , and Related Adjustment Type on the Price List Item Details page to define the related pricing.
CPQ-43510	On the cart page, CPQ displays incorrect values of the amount in parentheses that are converted based on the Dated Currency Exchange Rate.
CPQ-43701	When you reconfigure a finalized quote and modify adjustments and reprice, CPQ displays a revalidation warning.
CPQ-43708	When you reprice product with Cumulative Range Line Item matrices, CPQ displays null object error.
CPQ-44779	CPQ does not execute a replacement prompt rule that is based on criteria until you click Finalize .
CPQ-44862	CPQ does not auto-include options that are a part of the sub-bundle and that sub-bundle is auto-included.
CPQ-47205	CPQ calculates pricing even when Validation Callback displays an error on the Cart page and you are unable to finalize the quote.
CPQ-45902	In the TurboPricing flow, CPQ does not execute Mass Update correctly on the line items.

Conga Internal ID	Description
CPQ-46929	The Cart Grid is not retaining line breaks on formula fields that have multiple lines. Also, the height of the row is not adjustable.
CPQ-48216	CPQ displays a waiting icon when you click Revalidate .
CPQ-49753	<p>If you change some value for the second time on the Advanced page of a price list item and save it, CPQ does not save the second change. However, CPQ saves the first change without any issues.</p> <p>Workaround: Refresh the Advanced page before you make the second change, and then update the value and save it.</p>

DOC ID: CPQSUM200416RN


CPQ Summer20.04.23 Release Notes

This document contains the following information about CPQ Summer20.04.23 release.

For more information on new features, enhancements, and document improvements refer to

- [What's New](#) in *CPQ on Salesforce Summer 2020 User Guide* or
- [What's New](#) in *CPQ on Salesforce Summer 2020 Administrator Guide* or
- [What's New](#) in *CPQ on Salesforce Summer 2020 SOAP API Guide*

- [Packages](#): Lists packages that are required to upgrade to this release of the product
- [System Requirements and Supported Platforms](#): Lists requirements and recommendations for installing this release
- [New Features](#): Provides high-level descriptions of new features introduced in this release, with links to more detailed information
- [Enhancements](#): Provides high-level descriptions of enhancements to existing features
- [Data Model Changes](#): Lists changes to the data model
- [Resolved Issues](#): Lists customer-reported issues that are resolved in this release or known issues resolved from previous releases
- [Known Issues](#): Lists known issues that are applicable in this release


 This documentation may contain descriptions of software features that are optional and for which you may not have purchased a license. As a result, your specific software solution and/or implementation may differ from those described in this document. Please contact your CSM or AE for information on your specific features and licensing.

Packages

The following packages and dependent packages are required to upgrade to this release to utilize all the new features of this release. These are the *minimum* required versions; later versions are also supported. Separate prerequisites for each feature can be found in the respective guides. The packages marked as **(New)** are new packages in this release.


Product	Latest Certified Version <i>(Version Name Version Number)</i>
Conga Approvals (Required if you are using Approvals)	11.1.0161.23 11.161.23
Conga Base Library (Required if you are using Conga Configuration & Pricing)	1.1.93 1.93
Conga CLM Configuration Integration (Required if you are using CLM)	12.1.0136.5 12.136.5
Conga Configuration & Pricing (New)	12.1.1787.114 12.1787.114
Conga Contract Lifecycle Management	11.1.0547.8 11.547.8
Conga CPQ Api	12.1.0104 12.104
Conga CPQ Approvals (Required if you are using Approvals on CPQ objects)	11.1.0018 11.18
Conga CPQ Setup (Required if you are using CPQ Admin Console)	12.1.61.4 12.61.4
Conga Deal Maximizer Setup (Required if you are using Deal Maximizer)	7.5.0050 7.50
Conga Order Management	1.0.0000 1.0
Conga Promotions (Required if you are using Promotions)	1.0.0000 1.0
Conga Quote Approvals	6.5.0004 6.4
Conga Quote Asset Integration	6.5.0014 6.14


Product	Latest Certified Version <i>(Version Name / Version Number)</i>
Conga Quote CLM Integration	9.1.0063 9.63
Conga Quote Configuration Integration (Required if you are using CPQ and Proposal Management)	12.1.0332.9 12.332.9
Conga Quote Management (Required if you are using Proposal Management)	10.1.0221.6 10.221.6

 Before installing or upgrading managed packages, you must review the dependency matrix for each managed package. You can refer to the package dependency matrix at [Managed Packages Dependency Matrix](#).

System Requirements and Supported Platforms

The following table lists the minimum requirements for installing and using CPQ.

System Requirement	Minimum Supported Version
Operating System	Standard Salesforce.com requirements. See Salesforce PDF .
Browser	<p>CPQ supports the following browsers:</p> <ul style="list-style-type: none"> • Microsoft Edge • Google Chrome <p>Conga recommends the latest stable version of the browser for the best performance.</p> <div style="border: 1px solid #ffc107; padding: 5px; margin-top: 10px;"> <p> Internet Explorer is not supported.</p> </div>

System Requirement	Minimum Supported Version
Microsoft Office	<ul style="list-style-type: none"> • Microsoft Word 2007 with Service Pack 2 plus hotfix package 976477 (Word 2007 version number must be greater than 12.0.6520.4999) • Microsoft Word 2010 (32-bit & 64-bit) • Microsoft Office 2019, 2016, 2013, and desktop version of Office 365 <div style="border: 1px solid #ccc; padding: 5px; margin-top: 10px;"> <p> Conga recommends the latest Microsoft Office Suite for the best performance.</p> </div>

Upgrade Notes

For more information on the prerequisites and post-upgrade tasks, see [Upgrading CPQ](#) in *CPQ on Salesforce Summer 2020 Administrator Guide*.

New Features

There are no new features in this release. Keep checking the Conga Documentation Portal for new updates.

Enhancements

There are no new enhancements in this release.

Data Model Changes

There are no data model changes in this release.

Resolved Issues

The following table lists the issues resolved in this release.

Case Number	Conga Internal ID	Description
00113979	CPQ-49568	You could not save the Field Expression on some attributes using the CPQ Admin user interface.
00113928	CPQ-49523	If you configured Auto-Include Constraint Rule, Product Attribute Rule, Sub-Bundle, and Field Expression, CPQ did not display the error message on the UI for an Exclusion Constraint Rule.
00113617	CPQ-49347	You were getting 0 net price while adding products with custom pricing. This issue happened when you configured the net price from the Adjustment Mode of Pricing Callback.

Known Issues

The following table provides the cumulative list of known issues up to this release.

Conga Internal ID	Description
ASSETS-1636	After you have renewed an asset with a one-time primary line when you perform Change: Config action, an incorrect Delta Price and Net Price are calculated on the cart.
ASSETS-1724	Config asset pricing criteria are not functioning on a single ramp renewed line (renew one ramp = true).
ASSETS-2574	Values are not proper for flat price incremented and merged lines on the user interface popup for the Projected Asset Value API.
CPQ-11829	If the option group is single-select and requires the selection (min:1, max:1), you cannot make it optional from the configuration page but can make it optional from the cart. You can notice the same behavior when options required by default.
CPQ-37247	When you renew service and add new equipment, CPQ displays 0 as Weightage Amount on the related line item pop-up.
CPQ-37251	Unit Of Measure conversion is not working for Price Ramps.
CPQ-37257	In the Service CPQ flow, when you reconfigure a finalized service cart, CPQ does not display the info message regarding service products auto-included via an inclusion constraint rule.

Conga Internal ID	Description
CPQ-37233	CPQ does not disable the products that are already associated with the category from the all products list on the Associated Product section in Catalog.
CPQ-37445	CPQ does not update the price of an option when the price is based on an attribute value until you select another option.
CPQ-38515	If the options in a sub-bundle are auto-included based on the value of an attribute using the inclusion type constraint rule, CPQ does not remove the options from the sub-bundle when you change the value of the attribute and constraint condition is no longer valid. This happens when Is Bundle Context is selected.
CPQ-38642	On the exclusion prompt to exclude options, when you select options and click Remove Option , CPQ does not remove the selected options from the exclusion prompt and displays an error on the configuration page. However, the selected options are cleared on the Configuration page. This happens when constraint rules are executed on the server-side.
CPQ-39427	When you define Min/Max Applies To field as <i>Base Price</i> , CPQ restricts the net adjustment instead of the Base Price.
CPQ-39699	When you select Enable Auto Reprice in Config System Properties, you are unable to apply % Discount Effective , % Markup Effective , and Price Factor Effective adjustments on totals on the Cart page.
CPQ-39772	CPQ does not execute constraint rules properly when Is Bundle Context is selected and the bundle and its sub-bundle have the same options.
CPQ-39900	If the options in a sub-bundle are disabled based on the selection of another option using the exclusion type constraint rule, CPQ does not enable the options when the condition is no longer valid. This happens when Is Bundle Context is selected.
CPQ-40101	Min/Max adjustment fields are not available on the CPQ Admin user interface.
CPQ-40128	CPQ does not reprice the cart after the inclusion type constraint rule is deactivated and the auto-included products are removed from the cart. You are able to finalize the cart with an incorrect price.

Conga Internal ID	Description
CPQ-40244	<p>When you clone a quote using the Clone (with Line Item) button right after you finalize the cart, the newly cloned quote page does not load.</p> <p>Workaround: In buttons like Configure Products and Clone(with Line Items), add a validation check in the formula of the buttons to disable or hide these buttons till the IsTaskPending flag is set to false.</p>
CPQ-42440	<p>When you define a price list item with Price Method as <i>Related Price</i> and define values in the Related Pricing section on the Price List Item Details page, CPQ does not calculate prices according to the values in Related Pricing on the cart.</p> <p>Workaround: Use the fields Related Adjustment Amount, Related Adjustment Applies To, and Related Adjustment Type on the Price List Item Details page to define the related pricing.</p>
CPQ-43701	<p>When you reconfigure a finalized quote and modify adjustments and reprice, CPQ displays a revalidation warning.</p>
CPQ-43708	<p>When you reprice product with Cummulative Range Line Item matrices, CPQ displays null object error.</p>
CPQ-44779	<p>CPQ does not execute a replacement prompt rule that is based on criteria until you click Finalize.</p>
CPQ-44862	<p>CPQ does not auto-include options that are a part of the sub-bundle and that sub-bundle is auto-included.</p>
CPQ-45902	<p>In the TurboPricing flow, CPQ does not execute Mass Update correctly on the line items.</p>
CPQ-46929	<p>The Cart Grid is not retaining line breaks on formula fields that have multiple lines. Also, the height of the row is not adjustable.</p>
CPQ-49753	<p>If you change some value for the second time on the Advanced page of a price list item and save it, CPQ does not save the second change. However, CPQ saves the first change without any issues.</p> <p>Workaround: Refresh the Advanced page before you make the second change, and then update the value and save it.</p>

DOC ID: CPQSUM200423RN


CPQ Summer20.05.14 Release Notes

This document contains the following information about CPQ Summer20.05.14 release.

For more information on new features, enhancements, and document improvements refer to

- [What's New](#) in *CPQ on Salesforce Summer 2020 User Guide* or
- [What's New](#) in *CPQ on Salesforce Summer 2020 Administrator Guide* or
- [What's New](#) in *CPQ on Salesforce Summer 2020 SOAP API Guide*

- [Packages](#): Lists packages that are required to upgrade to this release of the product
- [System Requirements and Supported Platforms](#): Lists requirements and recommendations for installing this release
- [New Features](#): Provides high-level descriptions of new features introduced in this release, with links to more detailed information
- [Enhancements](#): Provides high-level descriptions of enhancements to existing features
- [Data Model Changes](#): Lists changes to the data model
- [Resolved Issues](#): Lists customer-reported issues that are resolved in this release or known issues resolved from previous releases
- [Known Issues](#): Lists known issues that are applicable in this release


 This documentation may contain descriptions of software features that are optional and for which you may not have purchased a license. As a result, your specific software solution and/or implementation may differ from those described in this document. Please contact your CSM or AE for information on your specific features and licensing.

Packages

The following packages and dependent packages are required to upgrade to this release to utilize all the new features of this release. These are the *minimum* required versions; later versions are also supported. Separate prerequisites for each feature can be found in the respective guides. The packages marked as **(New)** are new packages in this release.


Product	Latest Certified Version <i>(Version Name Version Number)</i>
Conga Approvals (New) (Required if you are using Approvals)	11.1.0161.28 11.161.28
Conga Base Library (Required if you are using Conga Configuration & Pricing)	1.1.93 1.93
Conga CLM Configuration Integration (Required if you are using CLM)	12.1.0136.5 12.136.5
Conga Configuration & Pricing (New)	12.1.1787.117 12.1787.117
Conga Contract Lifecycle Management	11.1.0547.8 11.547.8
Conga CPQ Api	12.1.0104 12.104
Conga CPQ Approvals (Required if you are using Approvals on CPQ objects)	11.1.0018 11.18
Conga CPQ Setup (Required if you are using CPQ Admin Console)	12.1.61.4 12.61.4
Conga Deal Maximizer Setup (Required if you are using Deal Maximizer)	7.5.0050 7.50
Conga Order Management	1.0.0000 1.0
Conga Promotions (Required if you are using Promotions)	1.0.0000 1.0
Conga Quote Approvals	6.5.0004 6.4


Product	Latest Certified Version <i>(Version Name Version Number)</i>
Conga Quote Asset Integration	6.5.0014 6.14
Conga Quote CLM Integration	9.1.0063 9.63
Conga Quote Configuration Integration (Required if you are using CPQ and Proposal Management)	12.1.0332.9 12.332.9
Conga Quote Management (Required if you are using Proposal Management)	10.1.0221.6 10.221.6

 Before installing or upgrading managed packages, you must review the dependency matrix for each managed package. You can refer to the package dependency matrix at [Managed Packages Dependency Matrix](#).

System Requirements and Supported Platforms

The following table lists the minimum requirements for installing and using CPQ.

System Requirement	Minimum Supported Version
Operating System	Standard Salesforce.com requirements. See Salesforce PDF .
Browser	<p>CPQ supports the following browsers:</p> <ul style="list-style-type: none"> • Microsoft Edge • Google Chrome <p>Conga recommends the latest stable version of the browser for the best performance.</p> <div style="border: 1px solid #ffc107; padding: 5px; margin-top: 10px;"> <p> Internet Explorer is not supported.</p> </div>

System Requirement	Minimum Supported Version
Microsoft Office	<ul style="list-style-type: none"> • Microsoft Word 2007 with Service Pack 2 plus hotfix package 976477 (Word 2007 version number must be greater than 12.0.6520.4999) • Microsoft Word 2010 (32-bit & 64-bit) • Microsoft Office 2019, 2016, 2013, and desktop version of Office 365 <div style="border: 1px solid #ccc; padding: 5px; margin-top: 10px;"> <p> Conga recommends the latest Microsoft Office Suite for the best performance.</p> </div>

Upgrade Notes

For more information on the prerequisites and post-upgrade tasks, see [Upgrading CPQ](#) in *CPQ on Salesforce Summer 2020 Administrator Guide*.

New Features

There are no new features in this release. Keep checking the Conga Documentation Portal for new updates.

Enhancements

There are no new enhancements in this release.

Data Model Changes

There are no data model changes in this release.

Resolved Issues

The following table lists the issue resolved in this release.

Case Number	Conga Internal ID	Description
00111160	CPQ-48313	When you deleted a product from the Cart page, CPQ deleted it from the UI, but not from the backend. After you refreshed the Cart page, CPQ displayed the same product in the Cart.

Known Issues

The following table provides the cumulative list of known issues up to this release.

Conga Internal ID	Description
ASSETS-1636	After you have renewed an asset with a one-time primary line when you perform Change: Config action, an incorrect Delta Price and Net Price are calculated on the cart.
ASSETS-1724	Config asset pricing criteria are not functioning on a single ramp renewed line (renew one ramp = true).
ASSETS-2574	Values are not proper for flat price incremented and merged lines on the user interface popup for the Projected Asset Value API.
CPQ-11829	If the option group is single-select and requires the selection (min:1, max:1), you cannot make it optional from the configuration page but can make it optional from the cart. You can notice the same behavior when options required by default.
CPQ-37247	When you renew service and add new equipment, CPQ displays 0 as Weightage Amount on the related line item pop-up.
CPQ-37251	Unit Of Measure conversion is not working for Price Ramps.
CPQ-37257	In the Service CPQ flow, when you reconfigure a finalized service cart, CPQ does not display the info message regarding service products auto-included via an inclusion constraint rule.
CPQ-37233	CPQ does not disable the products that are already associated with the category from the all products list on the Associated Product section in Catalog.
CPQ-37445	CPQ does not update the price of an option when the price is based on an attribute value until you select another option.

Conga Internal ID	Description
CPQ-38515	If the options in a sub-bundle are auto-included based on the value of an attribute using the inclusion type constraint rule, CPQ does not remove the options from the sub-bundle when you change the value of the attribute and constraint condition is no longer valid. This happens when Is Bundle Context is selected.
CPQ-38642	On the exclusion prompt to exclude options, when you select options and click Remove Option , CPQ does not remove the selected options from the exclusion prompt and displays an error on the configuration page. However, the selected options are cleared on the Configuration page. This happens when constraint rules are executed on the server-side.
CPQ-39427	When you define Min/Max Applies To field as <i>Base Price</i> , CPQ restricts the net adjustment instead of the Base Price.
CPQ-39699	When you select Enable Auto Reprice in Config System Properties, you are unable to apply % Discount Effective , % Markup Effective , and Price Factor Effective adjustments on totals on the Cart page.
CPQ-39772	CPQ does not execute constraint rules properly when Is Bundle Context is selected and the bundle and its sub-bundle have the same options.
CPQ-39900	If the options in a sub-bundle are disabled based on the selection of another option using the exclusion type constraint rule, CPQ does not enable the options when the condition is no longer valid. This happens when Is Bundle Context is selected.
CPQ-40101	Min/Max adjustment fields are not available on the CPQ Admin user interface.
CPQ-40128	CPQ does not reprice the cart after the inclusion type constraint rule is deactivated and the auto-included products are removed from the cart. You are able to finalize the cart with an incorrect price.
CPQ-40244	<p>When you clone a quote using the Clone (with Line Item) button right after you finalize the cart, the newly cloned quote page does not load.</p> <p>Workaround: In buttons like Configure Products and Clone(with Line Items), add a validation check in the formula of the buttons to disable or hide these buttons till the IsTaskPending flag is set to false.</p>

Conga Internal ID	Description
CPQ-42440	<p>When you define a price list item with Price Method as <i>Related Price</i> and define values in the Related Pricing section on the Price List Item Details page, CPQ does not calculate prices according to the values in Related Pricing on the cart.</p> <p>Workaround: Use the fields Related Adjustment Amount, Related Adjustment Applies To, and Related Adjustment Type on the Price List Item Details page to define the related pricing.</p>
CPQ-43701	<p>When you reconfigure a finalized quote and modify adjustments and reprice, CPQ displays a revalidation warning.</p>
CPQ-43708	<p>When you reprice product with Cumulative Range Line Item matrices, CPQ displays null object error.</p>
CPQ-44779	<p>CPQ does not execute a replacement prompt rule that is based on criteria until you click Finalize.</p>
CPQ-44862	<p>CPQ does not auto-include options that are a part of the sub-bundle and that sub-bundle is auto-included.</p>
CPQ-45902	<p>In the TurboPricing flow, CPQ does not execute Mass Update correctly on the line items.</p>
CPQ-46929	<p>The Cart Grid is not retaining line breaks on formula fields that have multiple lines. Also, the height of the row is not adjustable.</p>
CPQ-49753	<p>If you change some value for the second time on the Advanced page of a price list item and save it, CPQ does not save the second change. However, CPQ saves the first change without any issues.</p> <p>Workaround: Refresh the Advanced page before you make the second change, and then update the value and save it.</p>

DOC ID: CPQSUM200514RN


CPQ Summer20.05.28 Release Notes

This document contains the following information about CPQ Summer20.05.28 release.

For more information on new features, enhancements, and document improvements refer to

- [What's New](#) in *CPQ on Salesforce Summer 2020 User Guide* or
- [What's New](#) in *CPQ on Salesforce Summer 2020 Administrator Guide* or
- [What's New](#) in *CPQ on Salesforce Summer 2020 SOAP API Guide*

- [Packages](#): Lists packages that are required to upgrade to this release of the product
- [System Requirements and Supported Platforms](#): Lists requirements and recommendations for installing this release
- [New Features](#): Provides high-level descriptions of new features introduced in this release, with links to more detailed information
- [Enhancements](#): Provides high-level descriptions of enhancements to existing features
- [Data Model Changes](#): Lists changes to the data model
- [Resolved Issues](#): Lists customer-reported issues that are resolved in this release or known issues resolved from previous releases
- [Known Issues](#): Lists known issues that are applicable in this release


 This documentation may contain descriptions of software features that are optional and for which you may not have purchased a license. As a result, your specific software solution and/or implementation may differ from those described in this document. Please contact your CSM or AE for information on your specific features and licensing.

Packages

The following packages and dependent packages are required to upgrade to this release to utilize all the new features of this release. These are the *minimum* required versions; later versions are also supported. Separate prerequisites for each feature can be found in the respective guides. The packages marked as **(New)** are new packages in this release.


Product	Latest Certified Version <i>(Version Name Version Number)</i>
Conga Approvals (New) (Required if you are using Approvals)	11.1.0161.30 11.161.30
Conga Base Library (Required if you are using Conga Configuration & Pricing)	1.1.93 1.93
Conga CLM Configuration Integration (New) (Required if you are using CLM)	12.1.0136.6 12.136.6
Conga Configuration & Pricing (New)	12.1.1787.119 12.1787.119
Conga Contract Lifecycle Management	11.1.0547.8 11.547.8
Conga CPQ Api	12.1.0104 12.104
Conga CPQ Approvals (Required if you are using Approvals on CPQ objects)	11.1.0018 11.18
Conga CPQ Setup (New) (Required if you are using CPQ Admin Console)	12.1.61.5 12.61.5
Conga Deal Maximizer Setup (Required if you are using Deal Maximizer)	7.5.0050 7.50
Conga Order Management	1.0.0000 1.0
Conga Promotions (Required if you are using Promotions)	1.0.0000 1.0
Conga Quote Approvals	6.5.0004 6.4


Product	Latest Certified Version <i>(Version Name Version Number)</i>
Conga Quote Asset Integration	6.5.0014 6.14
Conga Quote CLM Integration	9.1.0063 9.63
Conga Quote Configuration Integration (New) (Required if you are using CPQ and Proposal Management)	12.1.0332.10 12.332.10
Conga Quote Management (Required if you are using Proposal Management)	10.1.0221.6 10.221.6

 Before installing or upgrading managed packages, you must review the dependency matrix for each managed package. You can refer to the package dependency matrix at [Managed Packages Dependency Matrix](#).

System Requirements and Supported Platforms

The following table lists the minimum requirements for installing and using CPQ.

System Requirement	Minimum Supported Version
Operating System	Standard Salesforce.com requirements. See Salesforce PDF .
Browser	<p>CPQ supports the following browsers:</p> <ul style="list-style-type: none"> • Microsoft Edge • Google Chrome <p>Conga recommends the latest stable version of the browser for the best performance.</p> <div style="border: 1px solid #ffc107; padding: 5px; margin-top: 10px;"> <p> Internet Explorer is not supported.</p> </div>

System Requirement	Minimum Supported Version
Microsoft Office	<ul style="list-style-type: none"> • Microsoft Word 2007 with Service Pack 2 plus hotfix package 976477 (Word 2007 version number must be greater than 12.0.6520.4999) • Microsoft Word 2010 (32-bit & 64-bit) • Microsoft Office 2019, 2016, 2013, and desktop version of Office 365 <div style="border: 1px solid #ccc; padding: 5px; margin-top: 10px;"> <p> Conga recommends the latest Microsoft Office Suite for the best performance.</p> </div>

Upgrade Notes

For more information on the prerequisites and post-upgrade tasks, see [Upgrading CPQ](#) in *CPQ on Salesforce Summer 2020 Administrator Guide*.

New Features

There are no new features in this release. Keep checking the Conga Documentation Portal for new updates.

Enhancements

There are no new enhancements in this release.

Data Model Changes

There are no data model changes in this release.

Resolved Issues

The following table lists the issues resolved in this release.

Case Number	Conga Internal ID	Description
00115539	CPQ-50213	After CPQ executed a constraint rule, products were not visible on the Cart page.
00115055	CPQ-50050	In validation callback, CPQ did not display soft messages on the Cart page.

Known Issues

The following table provides the cumulative list of known issues up to this release.

Conga Internal ID	Description
ASSETS-1636	After you have renewed an asset with a one-time primary line when you perform Change: Config action, an incorrect Delta Price and Net Price are calculated on the cart.
ASSETS-1724	Config asset pricing criteria are not functioning on a single ramp renewed line (renew one ramp = true).
ASSETS-2574	Values are not proper for flat price incremented and merged lines on the user interface popup for the Projected Asset Value API.
CPQ-11829	If the option group is single-select and requires the selection (min:1, max:1), you cannot make it optional from the configuration page but can make it optional from the cart. You can notice the same behavior when options required by default.
CPQ-37247	When you renew service and add new equipment, CPQ displays 0 as Weightage Amount on the related line item pop-up.
CPQ-37251	Unit Of Measure conversion is not working for Price Ramps.
CPQ-37257	In the Service CPQ flow, when you reconfigure a finalized service cart, CPQ does not display the info message regarding service products auto-included via an inclusion constraint rule.
CPQ-37233	CPQ does not disable the products that are already associated with the category from the all products list on the Associated Product section in Catalog.

Conga Internal ID	Description
CPQ-37445	CPQ does not update the price of an option when the price is based on an attribute value until you select another option.
CPQ-38515	If the options in a sub-bundle are auto-included based on the value of an attribute using the inclusion type constraint rule, CPQ does not remove the options from the sub-bundle when you change the value of the attribute and constraint condition is no longer valid. This happens when Is Bundle Context is selected.
CPQ-38642	On the exclusion prompt to exclude options, when you select options and click Remove Option , CPQ does not remove the selected options from the exclusion prompt and displays an error on the configuration page. However, the selected options are cleared on the Configuration page. This happens when constraint rules are executed on the server-side.
CPQ-39427	When you define Min/Max Applies To field as <i>Base Price</i> , CPQ restricts the net adjustment instead of the Base Price.
CPQ-39699	When you select Enable Auto Reprice in Config System Properties, you are unable to apply % Discount Effective , % Markup Effective , and Price Factor Effective adjustments on totals on the Cart page.
CPQ-39772	CPQ does not execute constraint rules properly when Is Bundle Context is selected and the bundle and its sub-bundle have the same options.
CPQ-39900	If the options in a sub-bundle are disabled based on the selection of another option using the exclusion type constraint rule, CPQ does not enable the options when the condition is no longer valid. This happens when Is Bundle Context is selected.
CPQ-40101	Min/Max adjustment fields are not available on the CPQ Admin user interface.
CPQ-40128	CPQ does not reprice the cart after the inclusion type constraint rule is deactivated and the auto-included products are removed from the cart. You are able to finalize the cart with an incorrect price.
CPQ-40244	<p>When you clone a quote using the Clone (with Line Item) button right after you finalize the cart, the newly cloned quote page does not load.</p> <p>Workaround: In buttons like Configure Products and Clone(with Line Items), add a validation check in the formula of the buttons to disable or hide these buttons till the IsTaskPending flag is set to false.</p>

Conga Internal ID	Description
CPQ-42440	<p>When you define a price list item with Price Method as <i>Related Price</i> and define values in the Related Pricing section on the Price List Item Details page, CPQ does not calculate prices according to the values in Related Pricing on the cart.</p> <p>Workaround: Use the fields Related Adjustment Amount, Related Adjustment Applies To, and Related Adjustment Type on the Price List Item Details page to define the related pricing.</p>
CPQ-43701	<p>When you reconfigure a finalized quote and modify adjustments and reprice, CPQ displays a revalidation warning.</p>
CPQ-43708	<p>When you reprice product with Cumulative Range Line Item matrices, CPQ displays null object error.</p>
CPQ-44779	<p>CPQ does not execute a replacement prompt rule that is based on criteria until you click Finalize.</p>
CPQ-44862	<p>CPQ does not auto-include options that are a part of the sub-bundle and that sub-bundle is auto-included.</p>
CPQ-45902	<p>In the TurboPricing flow, CPQ does not execute Mass Update correctly on the line items.</p>
CPQ-46929	<p>The Cart Grid is not retaining line breaks on formula fields that have multiple lines. Also, the height of the row is not adjustable.</p>
CPQ-49753	<p>If you change some value for the second time on the Advanced page of a price list item and save it, CPQ does not save the second change. However, CPQ saves the first change without any issues.</p> <p>Workaround: Refresh the Advanced page before you make the second change, and then update the value and save it.</p>


DOC ID: CPQSUM200528RN

CPQ Summer20.07.09 Release Notes

This document contains the following information about CPQ Summer20.07.09 release.

For more information on new features, enhancements, and document improvements refer to

- [What's New](#) in *CPQ on Salesforce Summer 2020 User Guide* or
 - [What's New](#) in *CPQ on Salesforce Summer 2020 Administrator Guide* or
 - [What's New](#) in *CPQ on Salesforce Summer 2020 SOAP API Guide*
- [Packages](#): Lists packages that are required to upgrade to this release of the product
 - [System Requirements and Supported Platforms](#): Lists requirements and recommendations for installing this release
 - [New Features](#): Provides high-level descriptions of new features introduced in this release, with links to more detailed information
 - [Enhancements](#): Provides high-level descriptions of enhancements to existing features
 - [Data Model Changes](#): Lists changes to the data model
 - [Resolved Issues](#): Lists customer-reported issues that are resolved in this release or known issues resolved from previous releases
 - [Known Issues](#): Lists known issues that are applicable in this release


 This documentation may contain descriptions of software features that are optional and for which you may not have purchased a license. As a result, your specific software solution and/or implementation may differ from those described in this document. Please contact your CSM or AE for information on your specific features and licensing.

Packages

The following packages and dependent packages are required to upgrade to this release to utilize all the new features of this release. These are the *minimum* required versions; later versions are also supported. Separate prerequisites for each feature can be found in the respective guides. The packages marked as **(New)** are new packages in this release.


Product	Latest Certified Version <i>(Version Name / Version Number)</i>
Conga Approvals (Required if you are using Approvals)	11.1.0161.30 11.161.30
Conga Base Library (Required if you are using Conga Configuration & Pricing)	1.1.93 1.93
Conga CLM Configuration Integration (Required if you are using CLM)	12.1.0136.6 12.136.6
Conga Configuration & Pricing (New)	12.1.1787.121 12.1787.121
Conga Contract Lifecycle Management	11.1.0547.8 11.547.8
Conga CPQ Api	12.1.0104 12.104
Conga CPQ Approvals (Required if you are using Approvals on CPQ objects)	11.1.0018 11.18
Conga CPQ Setup (Required if you are using CPQ Admin Console)	12.1.61.5 12.61.5
Conga Deal Maximizer Setup (Required if you are using Deal Maximizer)	7.5.0050 7.50
Conga Order Management	1.0.0000 1.0
Conga Promotions (Required if you are using Promotions)	1.0.0000 1.0
Conga Quote Approvals	6.5.0004 6.4


Product	Latest Certified Version <i>(Version Name Version Number)</i>
Conga Quote Asset Integration	6.5.0014 6.14
Conga Quote CLM Integration	9.1.0063 9.63
Conga Quote Configuration Integration (Required if you are using CPQ and Proposal Management)	12.1.0332.10 12.332.10
Conga Quote Management (Required if you are using Proposal Management)	10.1.0221.6 10.221.6

 Before installing or upgrading managed packages, you must review the dependency matrix for each managed package. You can refer to the package dependency matrix at [Managed Packages Dependency Matrix](#).

System Requirements and Supported Platforms

The following table lists the minimum requirements for installing and using CPQ.

System Requirement	Minimum Supported Version
Operating System	Standard Salesforce.com requirements. See Salesforce PDF .
Browser	<p>CPQ supports the following browsers:</p> <ul style="list-style-type: none"> • Microsoft Edge • Google Chrome <p>Conga recommends the latest stable version of the browser for the best performance.</p> <div style="border: 1px solid #ffc107; padding: 5px; margin-top: 10px;"> <p> Internet Explorer is not supported.</p> </div>

System Requirement	Minimum Supported Version
Microsoft Office	<ul style="list-style-type: none"> • Microsoft Word 2007 with Service Pack 2 plus hotfix package 976477 (Word 2007 version number must be greater than 12.0.6520.4999) • Microsoft Word 2010 (32-bit & 64-bit) • Microsoft Office 2019, 2016, 2013, and desktop version of Office 365 <div style="border: 1px solid #ccc; padding: 5px; margin-top: 10px;"> <p> Conga recommends the latest Microsoft Office Suite for the best performance.</p> </div>

Upgrade Notes

For more information on the prerequisites and post-upgrade tasks, see [Upgrading CPQ](#) in *CPQ on Salesforce Summer 2020 Administrator Guide*.

New Features

There are no new features in this release. Keep checking the Conga Documentation Portal for new updates.

Enhancements

There are no new enhancements in this release.

Data Model Changes

There are no data model changes in this release.

Resolved Issues

The following table lists the issue resolved in this release.

Case Number	Conga Internal ID	Description
00113780	CPQ-49720	Administrator had created a constraint rule on a bundle and another constraint rule on an option to auto include products. If the Sales Representative deselected an option, CPQ removed the product from the Cart, which was added through the bundle.

Known Issues

The following table provides the cumulative list of known issues up to this release.

Conga Internal ID	Description
ASSETS-1636	After you have renewed an asset with a one-time primary line when you perform Change: Config action, an incorrect Delta Price and Net Price are calculated on the cart.
ASSETS-1724	Config asset pricing criteria are not functioning on a single ramp renewed line (renew one ramp = true).
ASSETS-2574	Values are not proper for flat price incremented and merged lines on the user interface popup for the Projected Asset Value API.
CPQ-11829	If the option group is single-select and requires the selection (min:1, max:1), you cannot make it optional from the configuration page but can make it optional from the cart. You can notice the same behavior when options required by default.
CPQ-37247	When you renew service and add new equipment, CPQ displays 0 as Weightage Amount on the related line item pop-up.
CPQ-37251	Unit Of Measure conversion is not working for Price Ramps.
CPQ-37257	In the Service CPQ flow, when you reconfigure a finalized service cart, CPQ does not display the info message regarding service products auto-included via an inclusion constraint rule.
CPQ-37233	CPQ does not disable the products that are already associated with the category from the all products list on the Associated Product section in Catalog.
CPQ-37445	CPQ does not update the price of an option when the price is based on an attribute value until you select another option.

Conga Internal ID	Description
CPQ-38515	If the options in a sub-bundle are auto-included based on the value of an attribute using the inclusion type constraint rule, CPQ does not remove the options from the sub-bundle when you change the value of the attribute and constraint condition is no longer valid. This happens when Is Bundle Context is selected.
CPQ-38642	On the exclusion prompt to exclude options, when you select options and click Remove Option , CPQ does not remove the selected options from the exclusion prompt and displays an error on the configuration page. However, the selected options are cleared on the Configuration page. This happens when constraint rules are executed on the server-side.
CPQ-39427	When you define Min/Max Applies To field as <i>Base Price</i> , CPQ restricts the net adjustment instead of the Base Price.
CPQ-39699	When you select Enable Auto Reprice in Config System Properties, you are unable to apply % Discount Effective , % Markup Effective , and Price Factor Effective adjustments on totals on the Cart page.
CPQ-39772	CPQ does not execute constraint rules properly when Is Bundle Context is selected and the bundle and its sub-bundle have the same options.
CPQ-39900	If the options in a sub-bundle are disabled based on the selection of another option using the exclusion type constraint rule, CPQ does not enable the options when the condition is no longer valid. This happens when Is Bundle Context is selected.
CPQ-40101	Min/Max adjustment fields are not available on the CPQ Admin user interface.
CPQ-40128	CPQ does not reprice the cart after the inclusion type constraint rule is deactivated and the auto-included products are removed from the cart. You are able to finalize the cart with an incorrect price.
CPQ-40244	<p>When you clone a quote using the Clone (with Line Item) button right after you finalize the cart, the newly cloned quote page does not load.</p> <p>Workaround: In buttons like Configure Products and Clone(with Line Items), add a validation check in the formula of the buttons to disable or hide these buttons till the IsTaskPending flag is set to false.</p>

Conga Internal ID	Description
CPQ-42440	<p>When you define a price list item with Price Method as <i>Related Price</i> and define values in the Related Pricing section on the Price List Item Details page, CPQ does not calculate prices according to the values in Related Pricing on the cart.</p> <p>Workaround: Use the fields Related Adjustment Amount, Related Adjustment Applies To, and Related Adjustment Type on the Price List Item Details page to define the related pricing.</p>
CPQ-43701	<p>When you reconfigure a finalized quote and modify adjustments and reprice, CPQ displays a revalidation warning.</p>
CPQ-43708	<p>When you reprice product with Cumulative Range Line Item matrices, CPQ displays null object error.</p>
CPQ-44779	<p>CPQ does not execute a replacement prompt rule that is based on criteria until you click Finalize.</p>
CPQ-44862	<p>CPQ does not auto-include options that are a part of the sub-bundle and that sub-bundle is auto-included.</p>
CPQ-45902	<p>In the TurboPricing flow, CPQ does not execute Mass Update correctly on the line items.</p>
CPQ-46929	<p>The Cart Grid is not retaining line breaks on formula fields that have multiple lines. Also, the height of the row is not adjustable.</p>
CPQ-49753	<p>If you change some value for the second time on the Advanced page of a price list item and save it, CPQ does not save the second change. However, CPQ saves the first change without any issues.</p> <p>Workaround: Refresh the Advanced page before you make the second change, and then update the value and save it.</p>

DOC ID: CPQSUM200709RN


CPQ Summer20.08.06 Release Notes

This document contains the following information about CPQ Summer20.08.06 release.

For more information on new features, enhancements, and document improvements refer to

- [What's New](#) in *CPQ on Salesforce Summer 2020 User Guide* or
- [What's New](#) in *CPQ on Salesforce Summer 2020 Administrator Guide* or
- [What's New](#) in *CPQ on Salesforce Summer 2020 SOAP API Guide*

- [Packages](#): Lists packages that are required to upgrade to this release of the product
- [System Requirements and Supported Platforms](#): Lists requirements and recommendations for installing this release
- [New Features](#): Provides high-level descriptions of new features introduced in this release, with links to more detailed information
- [Enhancements](#): Provides high-level descriptions of enhancements to existing features
- [Data Model Changes](#): Lists changes to the data model
- [Resolved Issues](#): Lists customer-reported issues that are resolved in this release or known issues resolved from previous releases
- [Known Issues](#): Lists known issues that are applicable in this release


 This documentation may contain descriptions of software features that are optional and for which you may not have purchased a license. As a result, your specific software solution and/or implementation may differ from those described in this document. Please contact your CSM or AE for information on your specific features and licensing.

Packages

The following packages and dependent packages are required to upgrade to this release to utilize all the new features of this release. These are the *minimum* required versions; later versions are also supported. Separate prerequisites for each feature can be found in the respective guides. The packages marked as **(New)** are new packages in this release.


Product	Latest Certified Version <i>(Version Name / Version Number)</i>
Conga Approvals (Required if you are using Approvals)	11.1.0161.30 11.161.30
Conga Base Library (Required if you are using Conga Configuration & Pricing)	1.1.93 1.93
Conga CLM Configuration Integration (New) (Required if you are using CLM)	12.1.0136.7 12.136.7
Conga Configuration & Pricing (New)	12.1.1787.123 12.1787.123
Conga Contract Lifecycle Management	11.1.0547.8 11.547.8
Conga CPQ Api	12.1.0104 12.104
Conga CPQ Approvals (Required if you are using Approvals on CPQ objects)	11.1.0018 11.18
Conga CPQ Setup (Required if you are using CPQ Admin Console)	12.1.61.5 12.61.5
Conga Deal Maximizer Setup (Required if you are using Deal Maximizer)	7.5.0050 7.50
Conga Order Management	1.0.0000 1.0
Conga Promotions (Required if you are using Promotions)	1.0.0000 1.0
Conga Quote Approvals	6.5.0004 6.4


Product	Latest Certified Version <i>(Version Name Version Number)</i>
Conga Quote Asset Integration	6.5.0014 6.14
Conga Quote CLM Integration	9.1.0063 9.63
Conga Quote Configuration Integration (New) (Required if you are using CPQ and Proposal Management)	12.1.0332.11 12.332.11
Conga Quote Management (Required if you are using Proposal Management)	10.1.0221.6 10.221.6

 Before installing or upgrading managed packages, you must review the dependency matrix for each managed package. You can refer to the package dependency matrix at [Managed Packages Dependency Matrix](#).

System Requirements and Supported Platforms

The following table lists the minimum requirements for installing and using CPQ.

System Requirement	Minimum Supported Version
Operating System	Standard Salesforce.com requirements. See Salesforce PDF .
Browser	<p>CPQ supports the following browsers:</p> <ul style="list-style-type: none"> • Microsoft Edge • Google Chrome <p>Conga recommends the latest stable version of the browser for the best performance.</p> <div style="border: 1px solid #ffc107; padding: 5px; margin-top: 10px;"> <p> Internet Explorer is not supported.</p> </div>

System Requirement	Minimum Supported Version
Microsoft Office	<ul style="list-style-type: none"> • Microsoft Word 2007 with Service Pack 2 plus hotfix package 976477 (Word 2007 version number must be greater than 12.0.6520.4999) • Microsoft Word 2010 (32-bit & 64-bit) • Microsoft Office 2019, 2016, 2013, and desktop version of Office 365 <div style="border: 1px solid #ccc; padding: 5px; margin-top: 10px;"> <p> Conga recommends the latest Microsoft Office Suite for the best performance.</p> </div>

Upgrade Notes

For more information on the prerequisites and post-upgrade tasks, see [Upgrading CPQ](#) in *CPQ on Salesforce Summer 2020 Administrator Guide*.

New Features

There are no new features in this release. Keep checking the Conga Documentation Portal for new updates.

Enhancements

There are no new enhancements in this release.

Data Model Changes

There are no data model changes in this release.

Resolved Issues

The following table lists the issues resolved in this release.

Case Number	Conga Internal ID	Description
00117857	CPQ-51075	While renewing an asset, if you added any new product from the Catalog page and then delete any of the products from the Cart page, CPQ displayed incorrect totals on the Cart page. This issue occurred when there was a constraint rule with criteria (option was defaulted to the bundle).
00120658	CPQ-51074	You received an email notification after finalizing product configuration (in a non-split cart). This issue occurred when the administrator had turned on the Auto Finalize On Cart Approval and Run Post Finalize Trigger In Async Mode settings.

Known Issues

The following table provides the cumulative list of known issues up to this release.

Conga Internal ID	Description
ASSETS-1636	After you have renewed an asset with a one-time primary line when you perform Change: Config action, an incorrect Delta Price and Net Price are calculated on the cart.
ASSETS-1724	Config asset pricing criteria are not functioning on a single ramp renewed line (renew one ramp = true).
ASSETS-2574	Values are not proper for flat price incremented and merged lines on the user interface popup for the Projected Asset Value API.
CPQ-11829	If the option group is single-select and requires the selection (min:1, max:1), you cannot make it optional from the configuration page but can make it optional from the cart. You can notice the same behavior when options required by default.
CPQ-37247	When you renew service and add new equipment, CPQ displays 0 as Weightage Amount on the related line item pop-up.
CPQ-37251	Unit Of Measure conversion is not working for Price Ramps.
CPQ-37257	In the Service CPQ flow, when you reconfigure a finalized service cart, CPQ does not display the info message regarding service products auto-included via an inclusion constraint rule.

Conga Internal ID	Description
CPQ-37233	CPQ does not disable the products that are already associated with the category from the all products list on the Associated Product section in Catalog.
CPQ-37445	CPQ does not update the price of an option when the price is based on an attribute value until you select another option.
CPQ-38515	If the options in a sub-bundle are auto-included based on the value of an attribute using the inclusion type constraint rule, CPQ does not remove the options from the sub-bundle when you change the value of the attribute and constraint condition is no longer valid. This happens when Is Bundle Context is selected.
CPQ-38642	On the exclusion prompt to exclude options, when you select options and click Remove Option , CPQ does not remove the selected options from the exclusion prompt and displays an error on the configuration page. However, the selected options are cleared on the Configuration page. This happens when constraint rules are executed on the server-side.
CPQ-39427	When you define Min/Max Applies To field as <i>Base Price</i> , CPQ restricts the net adjustment instead of the Base Price.
CPQ-39699	When you select Enable Auto Reprice in Config System Properties, you are unable to apply % Discount Effective , % Markup Effective , and Price Factor Effective adjustments on totals on the Cart page.
CPQ-39772	CPQ does not execute constraint rules properly when Is Bundle Context is selected and the bundle and its sub-bundle have the same options.
CPQ-39900	If the options in a sub-bundle are disabled based on the selection of another option using the exclusion type constraint rule, CPQ does not enable the options when the condition is no longer valid. This happens when Is Bundle Context is selected.
CPQ-40101	Min/Max adjustment fields are not available on the CPQ Admin user interface.
CPQ-40128	CPQ does not reprice the cart after the inclusion type constraint rule is deactivated and the auto-included products are removed from the cart. You are able to finalize the cart with an incorrect price.

Conga Internal ID	Description
CPQ-40244	<p>When you clone a quote using the Clone (with Line Item) button right after you finalize the cart, the newly cloned quote page does not load.</p> <p>Workaround: In buttons like Configure Products and Clone(with Line Items), add a validation check in the formula of the buttons to disable or hide these buttons till the IsTaskPending flag is set to false.</p>
CPQ-42440	<p>When you define a price list item with Price Method as <i>Related Price</i> and define values in the Related Pricing section on the Price List Item Details page, CPQ does not calculate prices according to the values in Related Pricing on the cart.</p> <p>Workaround: Use the fields Related Adjustment Amount, Related Adjustment Applies To, and Related Adjustment Type on the Price List Item Details page to define the related pricing.</p>
CPQ-43701	<p>When you reconfigure a finalized quote and modify adjustments and reprice, CPQ displays a revalidation warning.</p>
CPQ-43708	<p>When you reprice product with Cummulative Range Line Item matrices, CPQ displays null object error.</p>
CPQ-44779	<p>CPQ does not execute a replacement prompt rule that is based on criteria until you click Finalize.</p>
CPQ-44862	<p>CPQ does not auto-include options that are a part of the sub-bundle and that sub-bundle is auto-included.</p>
CPQ-45902	<p>In the TurboPricing flow, CPQ does not execute Mass Update correctly on the line items.</p>
CPQ-46929	<p>The Cart Grid is not retaining line breaks on formula fields that have multiple lines. Also, the height of the row is not adjustable.</p>
CPQ-49753	<p>If you change some value for the second time on the Advanced page of a price list item and save it, CPQ does not save the second change. However, CPQ saves the first change without any issues.</p> <p>Workaround: Refresh the Advanced page before you make the second change, and then update the value and save it.</p>

DOC ID: CPQSUM200806RN