



# CPQ on Salesforce Spring 2020 Patch 6

## Release Notes



# Table of Contents


- About Release Notes ..... 3
- Packages..... 4
- System Requirements and Supported Platforms ..... 6
- New Features.....7
- Enhancements..... 8
  - Ability to Update Secondary Line Items on the Cart in the Smart Cart Flow.....8
- Data Model Changes..... 9
- Resolved Issues .....10
- Known Issues .....12
- Apttus Copyright Disclaimer .....15

# About Release Notes

Apttus Release Notes contain the following information about CPQ Spring 2020 Patch 6 Release on Salesforce.

For more information on new features, enhancements, and document improvements refer to

- [What's New](#) in *CPQ on Salesforce Spring 2020 User Guide* or
  - [What's New](#) in *CPQ on Salesforce Spring 2020 Administrator Guide* or
  - [What's New](#) in *CPQ on Salesforce Spring 2020 SOAP API Guide*
- [Packages](#): Lists packages that are required to upgrade to this release of the product
  - [System Requirements and Supported Platforms](#): Lists requirements and recommendations for installing this release
  - [New Features](#): Provides high-level descriptions of new features introduced in this release, with links to more detailed information
  - [Enhancements](#): Provides high-level descriptions of enhancements to existing features
  - [Data Model Changes](#): Lists changes to the data model
  - [Resolved Issues](#): Lists customer-reported issues that are resolved in this release or known issues resolved from previous releases
  - [Known Issues](#): Lists known issues that are applicable in this release


 This documentation may contain descriptions of software features that are optional and for which you may not have purchased a license. As a result, your specific software solution and/or implementation may differ from those described in this document. Please contact your CSM or AE for information on your specific features and licensing.

# Packages

The following packages and dependent packages are required to upgrade to this release to utilize all the new features of this release. These are the *minimum* required versions; later versions are also supported. Separate prerequisites for each feature can be found in the respective guides. The packages marked as **(New)** are new packages in this release.



Product	Latest Certified Version <i>(Version Name   Version Number)</i>
Conga Approvals (Required if you are using Approvals)	11.0.0114   11.114
Conga Base Library <b>(New)</b> (Required if you are using Conga Configuration & Pricing)	1.0.40.3   1.40.3
Conga CLM Configuration Integration (Required if you are using CLM)	12.0.0130   12.130
Conga Configuration & Pricing <b>(New)</b>	12.0.1719.21   12.1719.21 Spring 2020 Patch 6
Conga Contract Lifecycle Management	11.0.0519   11.519
Conga CPQ Api <b>(New)</b>	12.0.0100.1   12.100.1
Conga CPQ Approvals (Required if you are using Approvals on CPQ objects)	11.0.0016   11.16
Conga CPQ Setup <b>(New)</b> (Required if you are using CPQ Admin Console)	12.0.54.3   12.54.3

Product	Latest Certified Version <i>(Version Name   Version Number)</i>
Conga Deal Maximizer Setup (Required if you are using Deal Maximizer)	7.5.0046   7.46
Conga Order Management	1.0.0000   1.0
Conga Promotions (Required if you are using Promotions)	1.0.0000   1.0
Conga Quote Approvals	6.5.0004   6.4
Conga Quote Asset Integration	6.5.0014   6.14
Conga Quote CLM Integration	9.0.0055   9.55
Conga Quote Configuration Integration (Required if you are using CPQ and Proposal Management)	12.0.0324   12.324
Conga Quote DocuSign Integration (Required if you are using DocuSign)	4.0.0021   4.21
Conga Quote EchoSign Integration (Required if you are using Adobe Sign)	2.0.0014   2.14
Conga Quote Management (Required if you are using Proposal Management)	10.0.0210.2   10.210.2

 Before installing or upgrading Apttus managed packages, you must review the dependency matrix for each managed package. You can refer to the package dependency matrix at [Managed Packages Dependency Matrix](#).

# System Requirements and Supported Platforms

The following table lists the minimum requirements for installing and using CPQ on Salesforce.

System Requirement	Minimum Supported Version
Operating System	Standard <a href="#">Salesforce.com</a> requirements. See Salesforce <a href="#">PDF</a> .
Browser	<p>Apttus supports the following browsers:</p> <ul style="list-style-type: none"> <li>• Microsoft Edge</li> <li>• Google Chrome</li> </ul> <p>Apttus recommends the latest stable version of the browser for the best performance.</p> <div style="border: 1px solid #f9c996; padding: 5px; margin-top: 10px;"> <p> Internet Explorer is not supported.</p> </div>
Microsoft Office	<ul style="list-style-type: none"> <li>• Microsoft Word 2007 with Service Pack 2 plus hotfix package 976477 (Word 2007 version number must be greater than 12.0.6520.4999)</li> <li>• Microsoft Word 2010 (32-bit &amp; 64-bit)</li> <li>• Microsoft Office 2019, 2016, 2013, and desktop version of Office 365</li> </ul> <div style="border: 1px solid #d9e1f2; padding: 5px; margin-top: 10px;"> <p> Apttus recommends the latest Microsoft Office Suite for the best performance.</p> </div>

## Upgrade Notes

For more information on the prerequisites and post-upgrade tasks, see [Upgrading Apttus CPQ](#) in *CPQ on Salesforce Spring 2020 Administrator Guide*.

## New Features


There are no new features in this release. Keep checking the Apttus Documentation Portal for new updates.

## Enhancements

The following section describes an existing feature that is changed (or are no longer supported) in this release.

### Ability to Update Secondary Line Items on the Cart in the Smart Cart Flow

In this release, Sales Representatives can update secondary line items on the Cart in the Smart Cart flow. They can update fields such as **Quantity** and **Adjustments**.

 CPQ creates secondary line items after pricing for conditional charge types.

#### Get Started

For more information, refer to [Tasks Available in Smart Cart Flow](#) in *CPQ on Salesforce Spring 2020 User Guide*.



# Data Model Changes

There are no data model changes in this release.

## Resolved Issues

The following table lists the issues resolved in this release.

Case Number	Apttus Internal ID	Description
00103502	CPQ-44192	CPQ blocked the cart after CPQ validated cart line items using the Validation Callback and the SFDC Validation Rule.
00103355	CPQ-44142	You faced a line sequence issue on the UI after you reordered bundle products on the cart.
00099742	CPQ-44117	The total number of pages was not clearly visible. The second digit was partially cropped.
00102539/00101383	CPQ-44083/CPQ-43643	CPQ did not load the Product Attribute page after you refreshed it.
00103121	CPQ-44075	CPQ did not display any progress bar on the UI for the revalidation process.
00103105	CPQ-44020	When you selected multiple option products and reconfigured the Split or Smart Cart, CPQ displayed Duplicate ID in an error message.
00103118	CPQ-44019	CPQ did not display products on the cart when you reconfigured a saved or finalized cart.
00101883	CPQ-43766	Auto-inclusion constraint rules did not work when the action product was in a radio button option group.
00102213	CPQ-43702	CPQ did not support changes on secondary lines in the Smart Cart flow.
00101659	CPQ-43463	CPQ did not translate the name of the service products on the Service Catalog.
00100145	CPQ-42886	You faced various UI issues while you were creating asset views.

Case Number	Apttus Internal ID	Description
00100126	CPQ-42750	The <b>Has Attributes</b> toggle button was getting deselected when you switched between the DETAILS and ATTRIBUTES tabs, while configuring a product in the CPQ Admin UI.
00099731	CPQ-42518	The alignment of values in the column was distorted when you scrolled vertically on the Installed Products page.
00099742	CPQ-42507	For Service CPQ, you faced issues with the <b>Select All</b> link on the Installed Products page.

## Known Issues

The following table provides the cumulative list of known issues up to this release.

Apttus Internal ID	Description
ASSETS-1636	After you have renewed an asset with a one-time primary line when you perform <b>Change: Config</b> action, an incorrect Delta Price and Net Price are calculated on the cart.
ASSETS-1724	Config asset pricing criteria are not functioning on a single ramp renewed line (renew one ramp = true).
ASSETS-2574	Values are not proper for flat price incremented and merged lines on the user interface popup for the Projected Asset Value API.
CPQ-11829	If the option group is single-select and requires the selection (min:1, max:1), you cannot make it optional from the configuration page but can make it optional from the cart. You can notice the same behavior when options required by default.
CPQ-37247	When you renew service and add new equipment, Apttus CPQ displays 0 as <b>Weightage Amount</b> on the related line item pop-up.
CPQ-37251	Unit Of Measure conversion is not working for Price Ramps.
CPQ-37257	In the Service CPQ flow, when you reconfigure a finalized service cart, Apttus CPQ does not display the info message regarding service products auto-included via an inclusion constraint rule.
CPQ-37233	Apttus CPQ does not disable the products that are already associated with the category from the all products list on the <b>Associated Product</b> section in Catalog.
CPQ-37437	When you click the name of the parent category from the left-hand side panel on the Catalog page, you are redirected to the home screen of the Catalog page instead of the parent category.
CPQ-37445	Apttus CPQ does not update the price of an option when the price is based on an attribute value until you select another option.

Apttus Internal ID	Description
CPQ-38515	If the options in a sub-bundle are auto-included based on the value of an attribute using the inclusion type constraint rule, Apttus CPQ does not remove the options from the sub-bundle when you change the value of the attribute and constraint condition is no longer valid. This happens when <b>Is Bundle Context</b> is selected.
CPQ-38642	On the exclusion prompt to exclude options, when you select options and click <b>Remove Option</b> , Apttus CPQ does not remove the selected options from the exclusion prompt and displays an error on the configuration page. However, the selected options are cleared on the Configuration page. This happens when constraint rules are executed on the server-side.
CPQ-39427	When you define <b>Min/Max Applies To field</b> as <i>Base Price</i> , Apttus CPQ restricts the net adjustment instead of the Base Price.
CPQ-39362	In Client-Side Constraint Rule, only one condition statement with product scope is supported on the client-side when you enabled <b>Repeat Inclusion</b> in Match in Condition.
CPQ-39699	When you select <b>Enable Auto Reprice</b> in Config System Properties, you are unable to apply <b>% Discount Effective</b> , <b>% Markup Effective</b> , and <b>Price Factor Effective</b> adjustments on totals on the Cart page.
CPQ-39772	Apttus CPQ does not execute constraint rules properly when <b>Is Bundle Context</b> is selected and the bundle and its sub-bundle have the same options.
CPQ-39900	If the options in a sub-bundle are disabled based on the selection of another option using the exclusion type constraint rule, Apttus CPQ does not enable the options when the condition is no longer valid. This happens when <b>Is Bundle Context</b> is selected.
CPQ-40101	Min/Max adjustment fields are not available on the CPQ Admin user interface.
CPQ-40128	Apttus CPQ does not reprice the cart after the inclusion type constraint rule is deactivated and the auto-included products are removed from the cart. You are able to finalize the cart with an incorrect price.
CPQ-40173	<b>Match in Cart Options</b> for exclusion type constraint rules are not working on the server-side.
CPQ-40238	When you add a product again in the inclusion prompt after removing it once and if the product belonged in a Product Group, Apttus CPQ does not allow you to finalize the cart.

Apttus Internal ID	Description
CPQ-40244	<p>When you clone a quote using the <b>Clone (with Line Item)</b> button right after you finalize the cart, the newly cloned quote page does not load.</p> <p><b>Workaround:</b> In buttons like <b>Configure Products</b> and <b>Clone(with Line Items)</b>, add a validation check in the formula of the buttons to disable or hide these buttons till the <b>IsTaskPending</b> flag is set to false.</p>
CPQ-42440	<p>When you define a price list item with <b>Price Method</b> as <i>Related Price</i> and define values in the <b>Related Pricing</b> section on the Price List Item Details page, CPQ does not calculate prices according to the values in <b>Related Pricing</b> on the cart.</p> <p><b>Workaround:</b> Use the fields <b>Related Adjustment Amount</b>, <b>Related Adjustment Applies To</b>, and <b>Related Adjustment Type</b> on the Price List Item Details page to define the related pricing.</p>

# Apttus Copyright Disclaimer

Copyright © 2021 Apttus Corporation (“Apttus”) and/or its affiliates. All rights reserved.

No part of this document, or any information linked to or referenced herein, may be reproduced, distributed, or transmitted in any form or by any means, including photocopying, recording, or other electronic or mechanical methods, without the prior written consent of Apttus. All information contained herein is subject to change without notice and is not warranted to be error free.

This document may describe certain features and functionality of software that Apttus makes available for use under a license agreement containing restrictions on use and disclosure and are protected by intellectual property laws. Except as expressly permitted in your license agreement or allowed by law, you may not, in any form, or by any means, use, copy, reproduce, translate, broadcast, modify, license, transmit, distribute, exhibit, perform, publish, or display any part of the software. Reverse engineering, disassembly, decompilation of, or the creation of derivative work(s) from, the software is strictly prohibited. Additionally, this document may contain descriptions of software modules that are optional and for which you may not have purchased a license. As a result, your specific software solution and/or implementation may differ from those described in this document.

U.S. GOVERNMENT END USERS: Apttus software, including any operating system(s), integrated software, any programs installed on the hardware, and/or documentation, delivered to U.S. Government end users are “commercial computer software” pursuant to the applicable Federal Acquisition Regulation and agency-specific supplemental regulations. As such, use, duplication, disclosure, modification, and adaptation of the programs, including any operating system, integrated software, any programs installed on the hardware, and/or documentation, shall be subject to license terms and license restrictions applicable to the programs. No other rights are granted to the U.S. Government.

Neither the software nor the documentation were developed or intended for use in any inherently dangerous applications, including applications that may create a risk of personal injury. If you use this software or hardware in dangerous applications, then you shall be responsible to take all appropriate fail-safe, backup, redundancy, and other measures to ensure its safe use. Apttus and its affiliates disclaim any liability for any damages caused by use of this software or hardware in dangerous applications.

Apttus and X-Author are registered trademarks of Apttus and/or its affiliates.

The documentation and/or software may provide links to Web sites and access to content, products, and services from third parties. Apttus is not responsible for the availability of, or any content provided by third parties. You bear all risks associated with the use of such content. If you choose to purchase any products or services from a third party, the relationship is directly between you and the third party. Apttus is not responsible for: (a) the

quality of third-party products or services; or (b) fulfilling any of the terms of the agreement with the third party, including delivery of products or services and warranty obligations related to purchased products or services. Apttus is not responsible for any loss or damage of any sort that you may incur from dealing with any third party.

For additional resources and support, please visit <https://community.conga.com>.

DOC ID: CPQSFSPR20P6RNREVA20200723