

APTTUS[®]

CPQ on Salesforce Summer 2019 Patch 3 Release Notes

09/06/2019

Table of Contents

- About Release Notes3
- Packages4
- System Requirements and Supported Platforms5
- New Features6
- Enhancements7
- Data Model Changes8
- Resolved Issues9
- Known Issues 10
- Apttus Copyright Disclaimer 12


About Release Notes

Apttus Release Notes contain the following information about CPQ Summer 2019 Patch 3 Release on Salesforce.

For more information on new features, enhancements, and document improvements refer to

- [What's New](#) in *CPQ on Salesforce Summer 2019 User Guide* or
- [What's New](#) in *CPQ on Salesforce Summer 2019 Administrator Guide* or
- [What's New](#) in *CPQ on Salesforce Summer 2019 SOAP API Guide*

- [Packages](#): Lists packages that are required to upgrade to this release of the product
- [System Requirements and Supported Platforms](#): Lists requirements and recommendations for installing this release
- [New Features](#): Provides high-level descriptions of new features introduced in this release, with links to more detailed information
- [Enhancements](#): Provides high-level descriptions of enhancements to existing features
- [Data Model Changes](#): Lists changes to the data model
- [Resolved Issues](#): Lists customer-reported issues that are resolved in this release or known issues resolved from previous releases
- [Known Issues](#): Lists known issues that are applicable in this release

 This documentation may contain descriptions of software features that are optional and for which you may not have purchased a license. As a result, your specific software solution and/or implementation may differ from those described in this document. Please contact your CSM or AE for information on your specific features and licensing.



Packages

The following packages and dependent packages are required to upgrade to this release to utilize all the new features of this release. These are the *minimum* required versions; later versions are also supported. Separate prerequisites for each feature can be found in the respective guides. The packages marked as **(New)** are new packages in this release.

Product	Latest Certified Version (Version Name / Version Number)
Apttus Approvals Management (Required if you are using Approvals)	9.0.0015 9.15
Apttus Configuration & Pricing (New)	11.1.1603.12 11.1603.12 Summer 2019 Patch 3
Apttus Contract Management	9.3.0432 9.432
Apttus Contract-Configuration Integration (Required if you are using CLM)	11.0.0120 11.120
Apttus CPQ API	11.0.0091 10.91
Apttus CPQ Admin (Required if you are using CPQ Admin Console)	11.1.39 11.39
Apttus CPQ Approvals Management (Required if you are using Approvals on CPQ objects)	9.0.0000 9.0
Apttus Order Management	1.0.0000 1.0
Apttus Promotion Management (Required if you are using Promotions)	1.0.0000 1.0
Apttus Proposal Management (Required if you are using Proposal Management)	9.1.0197 9.197
Apttus Quote/Proposal Approvals Management	6.5.0004 6.4
Apttus Quote/Proposal-Asset Integration	6.5.0014 6.14
Apttus Quote/Proposal-Contract Integration	8.1.0052 8.52
Apttus Quote/Proposal-Configuration Integration (Required if you are using CPQ and Proposal Management)	11.1.0298.1 11.298.1

System Requirements and Supported Platforms

The following table lists the minimum requirements for installing and using CPQ on Salesforce.

System Requirement	Minimum Supported Version
Operating System	Standard Salesforce.com requirements. See Salesforce PDF .
Browser	<p>Apttus supports the following browsers:</p> <ul style="list-style-type: none"> • Microsoft Edge • Google Chrome <p>Apttus recommends the latest stable version of the browser for the best performance. Apttus also recommends its customers to use Microsoft Edge as the browser of choice when using the Angular versions of Apttus CPQ.</p> <div style="border: 1px solid #f0e68c; padding: 5px; margin-top: 10px;"> <p> Internet Explorer is not supported.</p> </div>
Microsoft Office	<ul style="list-style-type: none"> • Microsoft Word 2007 with Service Pack 2 plus hotfix package 976477 (Word 2007 version number must be greater than 12.0.6520.4999) • Microsoft Word 2010 (32-bit & 64-bit) • Microsoft Office 2019, 2016, 2013, and desktop version of Office 365 <div style="border: 1px solid #c0c0c0; padding: 5px; margin-top: 10px;"> <p> Apttus recommends the latest Microsoft Office Suite for the best performance.</p> </div>

Upgrade Notes

For more information on the prerequisites and post-upgrade tasks, see [Upgrade Information](#) in *CPQ on Salesforce Summer 2019 Administrator Guide*.

New Features

There are no new features in this release.

Enhancements

There are no new enhancements in this release.

Data Model Changes

There are no data model changes in this release.

Resolved Issues

The following table lists the issues resolved in this release.

Case Number	Apttus Internal ID	Description
NA	CPQ-37603 / CPQ-37827	In the Service CPQ flow, when you used the Add/Remove or Add/Remove at all levels button to remove an asset from a service bundle on the Related Line Item pop-up, Apttus CPQ did not display the correct Base Price on the Service Cart page. The Base Price remained incorrect even after you repriced the cart. This happened when constraint rules were disabled.
NA	CPQ-37954	When you removed an asset from a services bundle using Add/Remove at all levels , Apttus CPQ did not update the Weighted Percentage field on the Service Cart page at the bundle level.
NA	CPQ-38309	After you related an asset to a bundle on the Service Cart page, Apttus CPQ did not update the Weighted Net Price field for the related asset and displayed an error on the Related Line Item pop-up.

The following table lists the known issues resolved from the previous release.

Apttus Internal ID	Description
CPQ-36655	On the Service Cart page, Apttus CPQ does not calculate correct Weightage Amount when Weightage type is <i>Percentage</i> .
CPQ-38612	In Service CPQ flow, when you configure a service bundle with default option after you added a standalone service product to the cart, Apttus CPQ does not redirect you to the Configuration page.
CPQ-38711	In Service CPQ flow, when you re-select an option in a service bundle on the Configuration page, Apttus CPQ does not allow you to go back to Cart page.

Known Issues

The following table provides the cumulative list of known issues up to this release.

Apttus Internal ID	Issue
ASSETS-2574	Values are not proper for flat price incremented and merged lines on the user interface popup for the Projected Asset Value API.
ASSETS-1724	Config asset pricing criteria are not functioning on a single ramp renewed line (renew one ramp = true).
ASSETS-1636	After you have renewed an asset with a one-time primary line when you perform Change: Config action, an incorrect Delta Price and Net Price are calculated on the cart.
CPQ-37971	When a condition product is added to the Cart a second time, the replacement prompt is not displayed.
CPQ-11829	If the option group is single-select and requires the selection (min:1, max:1), you cannot make it optional from the configuration page but can make it optional from the cart. You can notice the same behavior when options required by default.
CPQ-33607	If you manually select mandatory options after deselecting them, Apttus CPQ displays an optional checkbox. Ideally, Apttus CPQ hides optional checkboxes for mandatory options.
CPQ-35115	When you search for a product in the cart grid that has more than 1 page, the cart does not display any result when the product is not on the same page. However, cart displays the search result when you navigate to the page where the product is listed.
CPQ-35448	In an Inclusion Prompt Constraint Rule, if the field Match in Assets is selected for the asset (bundle) in the Constraint Rule Action, when you add a Constraint Rule Condition bundle to the cart, ideally, the cart does not display inclusion prompt and the wrench icon beside the condition bundle. But, the wrench icon is displayed and because of this, you cannot finalize the cart.
CPQ-36242	On the Cart Grid, Apttus CPQ does not display line items completely. This happens when you only have one line item in the cart and Enable Contextual Totals is selected in Config System Properties.
CPQ-37247	When you renew service and add new equipment, Apttus CPQ displays 0 as Weightage Amount on the related line item pop-up.
CPQ-37249	In CPQ Admin, when you add a new field in Product Field Weightage in Smart Search Setting , Apttus CPQ selects the Typeahead checkbox by default if the checkbox is selected for any of the existing fields.
CPQ-37251	Unit Of Measure conversion is not working for Price Ramps.

Apttus Internal ID	Issue
CPQ-37257	In the Service CPQ flow, when you reconfigure a finalized service cart, Apttus CPQ does not display the info message regarding service products auto-included via an inclusion constraint rule.
CPQ-37233	Apttus CPQ does not disable the products that are already associated with the category from the all products list on the Associated Product section in Catalog.
CPQ-37445	Apttus CPQ does not update the price of an option when the price is based on an attribute value until you select another option.
CPQ-38524	Apttus CPQ displays Salesforce IDs of the location in the Location field instead of the names on the Catalog page.
CPQ-38642	On the exclusion prompt to exclude options, when you select options and click Remove Option , Apttus CPQ does not remove the selected options from the exclusion prompt and displays an error on the configuration page. However, the selected options are cleared on the Configuration page. This happens when constraint rules are executed on the server-side

Apttus Copyright Disclaimer

Copyright © 2019 Apttus Corporation (“Apttus”) and/or its affiliates. All rights reserved.

No part of this document, or any information linked to or referenced herein, may be reproduced, distributed, or transmitted in any form or by any means, including photocopying, recording, or other electronic or mechanical methods, without the prior written consent of Apttus. All information contained herein is subject to change without notice and is not warranted to be error free.

This document may describe certain features and functionality of software that Apttus makes available for use under a license agreement containing restrictions on use and disclosure and are protected by intellectual property laws. Except as expressly permitted in your license agreement or allowed by law, you may not, in any form, or by any means, use, copy, reproduce, translate, broadcast, modify, license, transmit, distribute, exhibit, perform, publish, or display any part of the software. Reverse engineering, disassembly, decompilation of, or the creation of derivative work(s) from, the software is strictly prohibited. Additionally, this document may contain descriptions of software modules that are optional and for which you may not have purchased a license. As a result, your specific software solution and/or implementation may differ from those described in this document.

U.S. GOVERNMENT END USERS: Apttus software, including any operating system(s), integrated software, any programs installed on the hardware, and/or documentation, delivered to U.S. Government end users are “commercial computer software” pursuant to the applicable Federal Acquisition Regulation and agency-specific supplemental regulations. As such, use, duplication, disclosure, modification, and adaptation of the programs, including any operating system, integrated software, any programs installed on the hardware, and/or documentation, shall be subject to license terms and license restrictions applicable to the programs. No other rights are granted to the U.S. Government.

Neither the software nor the documentation were developed or intended for use in any inherently dangerous applications, including applications that may create a risk of personal injury. If you use this software or hardware in dangerous applications, then you shall be responsible to take all appropriate fail-safe, backup, redundancy, and other measures to ensure its safe use. Apttus and its affiliates disclaim any liability for any damages caused by use of this software or hardware in dangerous applications.

Apttus and X-Author are registered trademarks of Apttus and/or its affiliates.

The documentation and/or software may provide links to Web sites and access to content, products, and services from third parties. Apttus is not responsible for the availability of, or any content provided by third parties. You bear all risks associated with the use of such content. If you choose to purchase any products or services from a third party, the relationship is directly between you and the third party. Apttus is not responsible for: (a) the quality of third-party products or services; or (b) fulfilling any of the terms of the agreement with the third party, including delivery of products or services and warranty obligations related to purchased products or services. Apttus is not responsible for any loss or damage of any sort that you may incur from dealing with any third party.

For additional resources and support, please visit <https://community.apttus.com>.

DOC ID: CPQSFSUM19P3RN20190906