

APTTUS[®]

CPQ on Salesforce Winter 2018 Patch 15 Release Notes

10/04/2019

Table of Contents

Links in this Document	3
About Release Notes.....	4
Packages	5
System Requirements and Supported Platforms	6
New Features	7
Enhancements	8
Category Maintenance Batch Job only on the Changes	8
Data Model Changes.....	9
Resolved Issues	10
Known Issues	11
Apttus Copyright Disclaimer	12


Links in this Document

To access the content provided by external links in this document you must be logged into the Apttus Community Portal. If you encounter a Salesforce login page, enter your Apttus Community login and password. For assistance with your Community credentials, please contact Apttus Support.

About Release Notes

Apttus Release Notes contain the following information about CPQ on Salesforce Winter 2018 Patch 15 Release.

- [Packages](#): Lists packages that are required to upgrade to this release of the product
- [System Requirements and Supported Platforms](#): Lists requirements and recommendations for installing this release
- [New Features](#): Provides high-level descriptions of new features introduced in this release, with links to more detailed information
- [Enhancements](#): Provides high-level descriptions of enhancements to existing features
- [Data Model Changes](#): Lists changes to the data model
- [Resolved Issues](#): Lists customer-reported issues that are resolved in this release or known issues resolved from previous releases
- [Known Issues](#): Lists known issues that are applicable in this release

 This documentation may contain descriptions of software features that are optional and for which you may not have purchased a license. As a result, your specific software solution and/or implementation may differ from those described in this document. Please contact your CSM or AE for information on your specific features and licensing.



Packages

The following packages and dependent packages are required to upgrade to this release to utilize all the new features of this release. These are the *minimum* required versions; later versions are also supported. Separate prerequisites for each feature can be found in the respective guides. The packages marked as **(New)** are new packages in this release.

Product	Latest Certified Version (Version Name / Version Number)
Apttus Approvals Management (Required if you are using Approvals)	9.0.0011 9.11
Apttus Configuration & Pricing (New)	10.8.1507.52 10.1507.52 Winter 2018 Patch 15
Apttus Contract Management	9.2.0417.4 9.417.4
Apttus Contract-Configuration Integration (Required if you are using CLM)	10.3.0118.3 10.118.3
Apttus CPQ API	10.3.0090 10.90
Apttus CPQ Admin (Required if you are using CPQ Admin Console)	5.18 5.18
Apttus CPQ Approvals Management (Required if you are using Approvals on CPQ objects)	9.0.0000 9.0
Apttus Order Management	1.0.0000 1.0
Apttus Promotion Management (Required if you are using Promotions)	1.0.0000 1.0
Apttus Proposal Management (Required if you are using Proposal Management)	8.6.0181.7 8.181.7
Apttus Quote/Proposal Approvals Management	6.5.0004 6.4
Apttus Quote/Proposal-Asset Integration	6.5.0014 6.14
Apttus Quote/Proposal-Contract Integration	8.1.0052 8.52
Apttus Quote/Proposal-Configuration Integration (Required if you are using CPQ and Proposal Management)	10.4.0281.2 10.281.2

System Requirements and Supported Platforms

The following table lists the minimum requirements for installing and using CPQ on Salesforce.

System Requirement	Minimum Supported Version
Operating System	Standard Salesforce.com requirements. See Salesforce PDF .
Browser	<p>Apttus supports the following browsers:</p> <ul style="list-style-type: none"> • Microsoft Edge • Google Chrome <p>Apttus recommends the latest stable version of the browser for the best performance. Apttus also recommends its customers to use Microsoft Edge as the browser of choice when using the Angular versions of Apttus CPQ.</p> <div style="border: 1px solid #ffc107; padding: 5px; margin-top: 10px;"> <p> Internet Explorer is not supported.</p> </div>
Microsoft Office	<ul style="list-style-type: none"> • Microsoft Word 2007 with Service Pack 2 plus hotfix package 976477 (Word 2007 version number must be greater than 12.0.6520.4999) • Microsoft Word 2010 (32-bit & 64-bit) • Microsoft Office 2019, 2016, 2013, and desktop version of Office 365 <div style="border: 1px solid #6c757d; padding: 5px; margin-top: 10px;"> <p> Apttus recommends the latest Microsoft Office Suite for the best performance.</p> </div>

Upgrade Notes

For more information on the prerequisites and post-upgrade tasks, see [Upgrade Information](#) in *CPQ on Salesforce Administrator Guide*.

New Features

This release does not have any new features.

Enhancements

The following section describes existing features that are changed (or are no longer supported) in this release.

Category Maintenance Batch Job only on the Changes

In this release, CPQ enhances the Category Maintenance batch job. Now, you can run the Category Maintenance batch job for the changes you made to the category definition rather than executing the batch job for the entire definition. There are two methods that you can use Manual Incremental Update and Automatic Incremental Update. You can manually execute the Category Maintenance batch job for the changes by defining an Admin Property and then executing the Category Maintenance batch job. You must define the **Auto Update Category View** to automatically execute the Category Maintenance batch job after you change the category definition.

Get Started

For more information, refer to [Running a Category Maintenance Job](#) in *CPQ on Salesforce Winter 2018 Administrator Guide*.

Data Model Changes

This release does not entail changes to the data model.

Resolved Issues

The following table represents the issues resolved in this release.

Case Number	Apttus Internal ID	Description
CAS-17632- F7X7M6 / CAS-16727- P7J0D9 / CAS-16921-T5C5M6	CPQ-39165 / CPQ-39065 / CPQ-39053	Apttus CPQ displayed an error when you executed Category Maintenance Batch Job. Resolution: You can define Manual Incremental Update or Automatic Increment Update to reduce the number of records processed in the Category Maintenance batch job. See Category Maintenance Batch Job only on the Changes .

The following table lists the known issues resolved from the previous release.

Apttus Internal ID	Description
CPQ-37924	When the user modified a constraint rule action and reconfigured a saved configuration that used the constraint rule, Apttus CPQ displayed an error when the user finalized the cart.
CPQ-37922	When the user removed a product from constraint rule action and added a new product and reconfigured a saved configuration, Apttus CPQ removed the new auto-included product along with the product that was removed because of the modified constraint rule.

Known Issues

The following table provides the cumulative list of known issues up to this release.

Apttus Internal ID	Issue
ASSETS-2574	Values are not proper for flat price incremented and merged lines on the user interface popup for the Projected Asset Value API.
ASSETS-1769	Asset Pricing does not work properly for Asset without attributes when asset pricing criteria have some attribute API defined for other assets.
ASSETS-1724	Config asset pricing criteria are not functioning on a single ramp renewed line (renew one ramp = true).
ASSETS-1636	After you have renewed an asset with a one-time primary line when you perform Change: Config action, an incorrect Delta Price and Net Price are calculated on the cart.
CPQ-11829	If the option group is single-select and requires the selection (min:1, max:1), you cannot make it optional from the configuration page but can make it optional from the cart. You can notice the same behavior when options required by default.
CPQ-15170	When you add ramp with a price escalator, the added price ramp lines get the base price of previous ramp line rather than the latest one.
CPQ-33607	If you manually select mandatory options after deselecting them, Apttus CPQ displays optional checkbox. Ideally, Apttus CPQ hides optional checkboxes for mandatory options.
CPQ-35405	When the Smart Search setting is active in the Config Setting, the catalog page does not display the Refine Your Search filter for Search Category Defaults Top Categories, All Categories, and All Products .
CPQ-36242	On the Cart Grid, Apttus CPQ does not display line items completely. This happens when you only have one line item in the cart and Enable Contextual Totals is selected in Config System Properties.
CPQ-36655	On the Service Cart page, Apttus CPQ does not calculate correct Weightage Amount when Weightage type is <i>Percentage</i> .
CPQ-37289	In Service CPQ flow, multiple price matrices are not supported.

Apttus Copyright Disclaimer

Copyright © 2019 Apttus Corporation (“Apttus”) and/or its affiliates. All rights reserved.

No part of this document, or any information linked to or referenced herein, may be reproduced, distributed, or transmitted in any form or by any means, including photocopying, recording, or other electronic or mechanical methods, without the prior written consent of Apttus. All information contained herein is subject to change without notice and is not warranted to be error free.

This document may describe certain features and functionality of software that Apttus makes available for use under a license agreement containing restrictions on use and disclosure and are protected by intellectual property laws. Except as expressly permitted in your license agreement or allowed by law, you may not, in any form, or by any means, use, copy, reproduce, translate, broadcast, modify, license, transmit, distribute, exhibit, perform, publish, or display any part of the software. Reverse engineering, disassembly, decompilation of, or the creation of derivative work(s) from, the software is strictly prohibited. Additionally, this document may contain descriptions of software modules that are optional and for which you may not have purchased a license. As a result, your specific software solution and/or implementation may differ from those described in this document.

U.S. GOVERNMENT END USERS: Apttus software, including any operating system(s), integrated software, any programs installed on the hardware, and/or documentation, delivered to U.S. Government end users are “commercial computer software” pursuant to the applicable Federal Acquisition Regulation and agency-specific supplemental regulations. As such, use, duplication, disclosure, modification, and adaptation of the programs, including any operating system, integrated software, any programs installed on the hardware, and/or documentation, shall be subject to license terms and license restrictions applicable to the programs. No other rights are granted to the U.S. Government.

Neither the software nor the documentation were developed or intended for use in any inherently dangerous applications, including applications that may create a risk of personal injury. If you use this software or hardware in dangerous applications, then you shall be responsible to take all appropriate fail-safe, backup, redundancy, and other measures to ensure its safe use. Apttus and its affiliates disclaim any liability for any damages caused by use of this software or hardware in dangerous applications.

Apttus and X-Author are registered trademarks of Apttus and/or its affiliates.

The documentation and/or software may provide links to Web sites and access to content, products, and services from third parties. Apttus is not responsible for the availability of, or any content provided by third parties. You bear all risks associated with the use of such content. If you choose to purchase any products or services from a third party, the relationship is directly between you and the third party. Apttus is not responsible for: (a) the quality of third-party products or services; or (b) fulfilling any of the terms of the agreement with the third party, including delivery of products or services and warranty obligations related to purchased products or services. Apttus is not responsible for any loss or damage of any sort that you may incur from dealing with any third party.

For additional resources and support, please visit <https://community.apttus.com>.

DOC ID: CPQSFWIN18P15RN20191004