

APTTUS[®]

CPQ on Salesforce Spring 2018 Patch 9 Release Notes

05 September 2018

Table of Contents

Links in this Document	3
About Release Notes	4
Packages	5
System Requirements and Supported Platforms	6
Feature Summary	8
Ability to Pin Option Group Tabs	8
Resolved Issues	9
Known Issues	10
Apttus Copyright Disclaimer	12


Links in this Document

To access the content provided by external links in this document you must be logged into the Apttus Community Portal. If you encounter a Salesforce login page, enter your Apttus Community login and password. For assistance with your Community credentials, please contact Apttus Support.

About Release Notes

Apttus Release Notes contain the following information about this release:

- [Packages](#) that are required to upgrade to this release
- [System Requirements and Supported Platforms](#) information about the requirements and recommendations that you must consider before you proceed with the installation
- [Feature Summary](#)
- [Resolved Issues](#)
- [Known Issues](#)

 This documentation may contain descriptions of software features that are optional and for which you may not have purchased a license. As a result, your specific software solution and/or implementation may differ from those described in this document. Please contact your CSM or AE for information on your specific features and licensing.

Packages

The following packages and dependent packages are required to upgrade to this release. These are the *minimum* required versions; later versions are also supported. The packages marked as **(New)** are new packages for this release and must be installed to upgrade to this version.

Product	Latest Certified Version
Apttus Approvals Management (Required if you are using Approvals)	8.0.0409 (8.409)
Apttus Configuration & Pricing (New)	10.1403.43 Spring 2018 Patch 9
Apttus Contract Management	9.1.0397 (9.397)
Apttus Contract-Configuration Integration (Required if you are using CLM)	10.1.0103 (10.103)
Apttus CPQ API	10.0.0081 (10.81)
Apttus CPQ Admin (Required if you are using CPQ Admin Console)	5.8.2
Apttus CPQ Approvals Management (Required if you are using Approvals on CPQ objects)	6.5.0068 (6.68)
Apttus Order Management	1.0.0000 (1.0)
Apttus Promotion Management (Required if you are using Promotions)	1.0.0000 (1.0)
Apttus Proposal Management (Required if you are using Proposal Management)	8.3.0167 (8.167)
Apttus Quote/Proposal Approvals Management	6.5.0004 (6.4)
Apttus Quote/Proposal-Asset Integration	6.5.0014 (6.14)
Apttus Quote/Proposal-Contract Integration	8.1.0049 (8.49)
Apttus Quote/Proposal-Configuration Integration (New) (Required if you are using CPQ and Proposal Management)	10.2.265.1 (10.265.1)

System Requirements and Supported Platforms

The following table lists the minimum requirements for installing and using CPQ.

System Requirements	
Item	Requirement
Operating System	Standard Salesforce.com requirements. See Salesforce PDF .
Browser	<p>Apttus supports the following browsers:</p> <ul style="list-style-type: none"> • Microsoft Edge • Mozilla Firefox • Google Chrome <p>Apttus recommends its customers to use “Edge” as the Microsoft browser of choice when using the angular versions of Apttus CPQ.</p> <p>Note: Internet Explorer is not supported.</p>
Microsoft Office	<ul style="list-style-type: none"> • Microsoft Word 2007 with Service Pack 2 plus hotfix package 976477 (Word 2007 version number must be greater than 12.0.6520.4999) • Microsoft Word 2010 (32-bit & 64-bit) <p>Apttus recommends the latest Microsoft Office Suite for the best performance.</p>

Upgrade Notes

Custom labels for any custom actions

After upgrading to this release, it is recommended that you create custom labels for any custom actions; otherwise, buttons will not display on the cart.

For more information on pre and post upgrade, see [Upgrade Information](#) in the admin guide.

CPQ and Contract Lifecycle Management (CLM) packages with the Lightning upgrade

Until now all the Apttus apps are of App type ‘Classic (Managed)’ as shown in the below screenshot:

122 Items · Sorted by App Name · Filtered by TabSet Type

APP NAME ↑	DEVELOPER NAME	DESCRIPTION	LAST MODIFIED	APP TYPE	
15	Apttus Configurable Wizard	ApttusConfigurableWizard	Contains tabs for Wizard des...	2/9/2018 12:19 AM	Classic (Managed)
16	Apttus Contract Management	ApttusContractManagement	Apttus Contract Managemen...	2/9/2018 12:19 AM	Classic (Managed)
17	Apttus CPQ Admin	ApttusCPQAdmin	Setup and administer Apttus...	4/25/2018 8:07 AM	Classic (Managed)
18	Apttus Incentive Setup	ApttusIncentiveSetup	Setup and administer incenti...	4/25/2018 7:10 AM	Classic (Managed)
19	Apttus Order Management	ApttusOrderManagement	Setup and administer orders	4/25/2018 7:10 AM	Classic (Managed)
20	Apttus Pricing Setup	ApttusPricingSetup	Setup and administer pricing	4/25/2018 7:10 AM	Classic (Managed)
21	Apttus Product Setup	ApttusProductSetup	Setup and administer produ...	4/25/2018 7:10 AM	Classic (Managed)
22	Apttus Proposal Management	ApttusProposalManagement	Enables users to create tailor...	4/25/2018 8:23 AM	Classic (Managed)

Although Lightning page layouts can be set in the App for different profiles and record types, you cannot take advantage of that feature if the App type is 'Classic (Managed)'.

In order for the Administrators to be able to assign Lightning page layouts for different record types, the current package has been upgraded to support the Lightning experience.

Post upgrade, you will see the following when the Lightning experience is enabled.

16	Apttus Proposal Management	ApttusProposalManagement	Enables users to create tailored proposals including pricing & sales content. The right content is auto...	5/3/2018 2:42 AM	Classic (Managed)
17	Apttus Proposal Management (Lightning)	ApttusProposalManagement_Lightning	Enables users to create tailored proposals including pricing & sales content. The right content is auto...	5/3/2018 2:42 AM	Lightning (Managed)

Without Lightning experience, only one app will show as shown in the below screenshot:

Edit Del	Apttus Proposal Management	<input checked="" type="checkbox"/>	Apttus Proposal Management	Enables users to create tailored proposals including pricing & sales content. The right content is automatically selected and assembled based upon business rules so that the sales person can quickly get compelling sales proposals to prospects.
Contact	Salesforce CRM Content	<input type="checkbox"/>	Salesforce CRM Content	Salesforce CRM Content


Feature Summary

This release introduces the following update to CPQ:

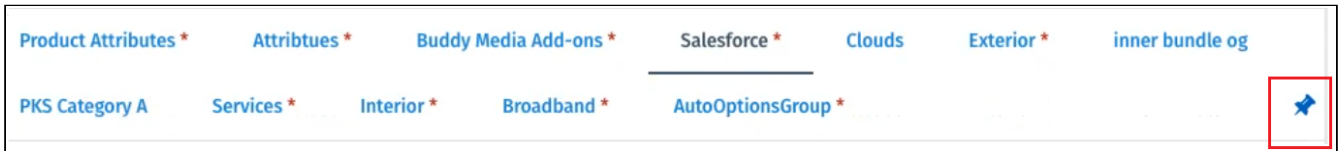
Ability to Pin Option Group Tabs

The Product Configuration page provides an ability to pin the option group tabs. You can switch between an expandable view and a pinned view of the option group tabs. In the Expandable view, you can see a few option group tabs in a single line which you can expand to see all the option groups. Once the tabs are expanded, you can pin them to the page to see all the option at the same time.

Expandable view.



Pinned view.



Resolved Issues

The following table represents resolved issues in this release.

Case Number	Description	Apttus Internal ID
CPQ -10.1403.43		
CAS-01640-T5J4X6	<p>When you deleted a product from the cart using Delete Product after completing a mass collaboration request which included that product, the entire child cart was deleted.</p> <p>This issue is now resolved. When you click Delete Product only the relevant line items are deleted from the child cart.</p>	CPQ-34040
CAS-03156-F7Y3B5	<p>When you selected bundle options from the catalog bundle page, Apttus CPQ did not display the Itemized Options section on the right-hand side sidebar.</p> <p>This issue is now resolved. The Itemized Options section is displayed when you select bundle options.</p>	CPQ-34769

The following issue has been resolved from the previous release.

Apttus Internal ID	Description
CPQ-35353	When you drill down on an existing nested bundle structure, you see a blank configurator page.

Known Issues

The following table lists known issues in this release.

Apttus Internal ID	Description
ASSETS-1636	After you have renewed an asset with a one-time primary line and if you perform Change: Config action, an incorrect Delta Price and Net Price is calculated on the cart.
ASSETS-1641	During Terminate action, Apttus CPQ retains originally discounted price for an option product, although the option price got changed on Change action.
ASSETS-1647	Renewal Quote should drop lines post Change: Config instead of updating on existing Renewal quote as "Changed Config" asset is no longer eligible for further Renew.
ASSETS-1724	Config asset pricing criteria are not functioning when single ramp renewed line (renew one ramp = true).
ASSETS-1769	Asset Pricing does not work properly for Asset without attributes when asset pricing criteria have some attribute API defined for other assets.
CPQ-7272	Apttus CPQ inadvertently allows you to apply the same coupon code for more than one time in order to give incentives.
CPQ-11829	If the option group is single-select and requires the selection (min:1, max:1), then you cannot make it optional from the configuration page. You can notice the same behavior when the option is required by default.
CPQ-12336	Rollup data get auto-generated when incentives are saved for the first time. You can make additional changes directly on the roll-up record. These subsequent changes should not be overwritten when the incentives are saved again.
CPQ-13730	Promotion is getting applied even for inactive coupons.
CPQ-15170	When you add ramp with a price escalator, the added price ramp lines take up the base price of previous ramp line rather than latest one.
CPQ-15364	When you remove multiple records for Related Price Line Item (To) related list on a PLI, the corresponding entries are not removed from Custom Settings > Config Related Pricing Group Fields .
CPQ-15521	When you use the CSR flow with Asset Manager button in an account record to view the Installed Products page, the service catalog is displaying zero products under the Relate tab.

Apttus Internal ID	Description
CPQ-33607	If you manually select mandatory options after deselecting them, Apttus CPQ displays an optional checkbox. Ideally, Apttus CPQ hides optional checkboxes for mandatory options.
CPQ-33710	With Allow Manual Adjustment set to False, Apttus CPQ did not allow you to apply adjustment through "multiple adjustment" pop-up.
CPQ-34041	All the cart columns are not properly visible on the cart grid when you use Internet Explorer 11. Note that IE 11 is not supported in this release.
CPQ-34534	The Submit for Approval button is not displayed after the Add to Cart action button.
CPQ-34562	If you set the config system property Enable Base Price Adjustment to True, Net Adjustment % gets impacted by automated price adjustments applied by Price Rule Sets.
CPQ-34774	Deal guidance pop-up does not open when the cart is opened in grouped mode.
CPQ-34896	Apttus CPQ removes the auto-included products when you set fieldset criteria during product configuration.

Apttus Copyright Disclaimer

Copyright © 2018 Apttus Corporation (“Apttus”) and/or its affiliates. All rights reserved.

No part of this document, or any information linked to or referenced herein, may be reproduced, distributed, or transmitted in any form or by any means, including photocopying, recording, or other electronic or mechanical methods, without the prior written consent of Apttus. All information contained herein is subject to change without notice and is not warranted to be error free.

This document may describe certain features and functionality of software that Apttus makes available for use under a license agreement containing restrictions on use and disclosure and are protected by intellectual property laws. Except as expressly permitted in your license agreement or allowed by law, you may not, in any form, or by any means, use, copy, reproduce, translate, broadcast, modify, license, transmit, distribute, exhibit, perform, publish, or display any part of the software. Reverse engineering, disassembly, decompilation of, or the creation of derivative work(s) from, the software is strictly prohibited. Additionally, this document may contain descriptions of software modules that are optional and for which you may not have purchased a license. As a result, your specific software solution and/or implementation may differ from those described in this document.

U.S. GOVERNMENT END USERS: Apttus software, including any operating system(s), integrated software, any programs installed on the hardware, and/or documentation, delivered to U.S. Government end users are “commercial computer software” pursuant to the applicable Federal Acquisition Regulation and agency-specific supplemental regulations. As such, use, duplication, disclosure, modification, and adaptation of the programs, including any operating system, integrated software, any programs installed on the hardware, and/or documentation, shall be subject to license terms and license restrictions applicable to the programs. No other rights are granted to the U.S. Government.

Neither the software nor the documentation were developed or intended for use in any inherently dangerous applications, including applications that may create a risk of personal injury. If you use this software or hardware in dangerous applications, then you shall be responsible to take all appropriate fail-safe, backup, redundancy, and other measures to ensure its safe use. Apttus and its affiliates disclaim any liability for any damages caused by use of this software or hardware in dangerous applications.

Apttus and X-Author are registered trademarks of Apttus and/or its affiliates.

The documentation and/or software may provide links to Web sites and access to content, products, and services from third parties. Apttus is not responsible for the availability of, or any content provided by third parties. You bear all risks associated with the use of such content. If you choose to purchase any products or services from a third party, the relationship is directly between you and the third party. Apttus is not responsible for: (a) the quality of third-party products or services; or (b) fulfilling any of the terms of the agreement with the third party, including delivery of products or services and warranty obligations related to purchased products or services. Apttus is not responsible for any loss or damage of any sort that you may incur from dealing with any third party.

For additional resources and support, please visit <https://community.apttus.com>.