



CPQ Spring20.12.11 Release Notes




Table of Contents

- Packages..... 4
- System Requirements and Supported Platforms..... 6
- New Features.....7
- Enhancements..... 8
- Data Model Changes..... 9
- Resolved Issues10
- Known Issues11

This document contains the following information about CPQ Spring20.12.11 release.

For more information on new features, enhancements, and document improvements refer to

- [What's New](#) in *CPQ on Salesforce Spring 2020 User Guide* or
 - [What's New](#) in *CPQ on Salesforce Spring 2020 Administrator Guide* or
 - [What's New](#) in *CPQ on Salesforce Spring 2020 SOAP API Guide*
- [Packages](#): Lists packages that are required to upgrade to this release of the product
 - [System Requirements and Supported Platforms](#): Lists requirements and recommendations for installing this release
 - [New Features](#): Provides high-level descriptions of new features introduced in this release, with links to more detailed information
 - [Enhancements](#): Provides high-level descriptions of enhancements to existing features
 - [Data Model Changes](#): Lists changes to the data model
 - [Resolved Issues](#): Lists customer-reported issues that are resolved in this release or known issues resolved from previous releases
 - [Known Issues](#): Lists known issues that are applicable in this release


 This documentation may contain descriptions of software features that are optional and for which you may not have purchased a license. As a result, your specific software solution and/or implementation may differ from those described in this document. Please contact your CSM or AE for information on your specific features and licensing.

Packages

The following packages and dependent packages are required to upgrade to this release to utilize all the new features of this release. These are the *minimum* required versions; later versions are also supported. Separate prerequisites for each feature can be found in the respective guides. The packages marked as **(New)** are new packages in this release.



Product	Latest Certified Version <i>(Version Name Version Number)</i>
Conga Approvals (New) (Required if you are using Approvals)	11.0.0115.18 11.115.18
Conga Base Library (Required if you are using Conga Configuration & Pricing)	1.0.40.4 1.40.4
Conga CLM Configuration Integration (Required if you are using CLM)	12.0.0130.4 12.130.4
Conga Configuration & Pricing (New)	12.0.1719.60 12.1719.60
Conga Contract Lifecycle Management	11.0.0519.17 11.519.17
Conga CPQ Api	12.0.0100.4 12.100.4
Conga CPQ Approvals (Required if you are using Approvals on CPQ objects)	11.0.0016 11.16
Conga CPQ Setup (Required if you are using CPQ Admin Console)	12.0.54.7 12.54.7

Product	Latest Certified Version <i>(Version Name Version Number)</i>
Conga Deal Maximizer Setup (Required if you are using Deal Maximizer)	7.5.0046 7.46
Conga Order Management	1.0.0000 1.0
Conga Promotions (Required if you are using Promotions)	1.0.0000 1.0
Conga Quote Approvals	6.5.0004 6.4
Conga Quote Asset Integration	6.5.0014 6.14
Conga Quote CLM Integration	9.0.0055.2 9.55.2
Conga Quote Configuration Integration (Required if you are using CPQ and Proposal Management)	12.0.0324.5 12.324.5
Conga Quote DocuSign Integration (Required if you are using DocuSign)	4.0.0021 4.21
Conga Quote EchoSign Integration (Required if you are using Adobe Sign)	2.0.0014 2.14
Conga Quote Management (Required if you are using Proposal Management)	10.0.0210.4 10.210.4

 Before installing or upgrading managed packages, you must review the dependency matrix for each managed package. You can refer to the package dependency matrix at [Managed Packages Dependency Matrix](#).

System Requirements and Supported Platforms

The following table lists the minimum requirements for installing and using CPQ.

System Requirement	Minimum Supported Version
Operating System	Standard Salesforce.com requirements. See Salesforce PDF .
Browser	<p>CPQ supports the following browsers:</p> <ul style="list-style-type: none"> • Microsoft Edge • Google Chrome <p>Conga recommends the latest stable version of the browser for the best performance.</p> <div style="border: 1px solid #f0e68c; padding: 5px; margin-top: 10px;"> <p> Internet Explorer is not supported.</p> </div>
Microsoft Office	<ul style="list-style-type: none"> • Microsoft Word 2007 with Service Pack 2 plus hotfix package 976477 (Word 2007 version number must be greater than 12.0.6520.4999) • Microsoft Word 2010 (32-bit & 64-bit) • Microsoft Office 2019, 2016, 2013, and desktop version of Office 365 <div style="border: 1px solid #c0c0c0; padding: 5px; margin-top: 10px;"> <p> Conga recommends the latest Microsoft Office Suite for the best performance.</p> </div>

Upgrade Notes

For more information on the prerequisites and post-upgrade tasks, see [Upgrading CPQ](#) in *CPQ on Salesforce Spring 2020 Administrator Guide*.

New Features

There are no new features in this release. Keep checking the Conga Documentation Portal for new updates.

Enhancements

There are no new enhancements in this release.

Data Model Changes

There are no data model changes in this release.

Resolved Issues

The following table lists the issue resolved in this release.

Case Number	Conga Internal ID	Description
00109099	CPQ-46565	CPQ execute constraint rules when you enabled Disable Constraint Rules and defined Constraint Rule Execution Mode as <i>Server</i> in Config System Properties.

Known Issues

The following table provides the cumulative list of known issues up to this release.

Conga Internal ID	Description
ASSETS-1636	After you have renewed an asset with a one-time primary line when you perform Change: Config action, an incorrect Delta Price and Net Price are calculated on the cart.
ASSETS-1724	Config asset pricing criteria are not functioning on a single ramp renewed line (renew one ramp = true).
ASSETS-2574	Values are not proper for flat price incremented and merged lines on the user interface popup for the Projected Asset Value API.
CPQ-11829	If the option group is single-select and requires the selection (min:1, max:1), you cannot make it optional from the configuration page but can make it optional from the cart. You can notice the same behavior when options required by default.
CPQ-37247	When you renew service and add new equipment, CPQ displays 0 as Weightage Amount on the related line item pop-up.
CPQ-37251	Unit Of Measure conversion is not working for Price Ramps.
CPQ-37257	In the Service CPQ flow, when you reconfigure a finalized service cart, CPQ does not display the info message regarding service products auto-included via an inclusion constraint rule.
CPQ-37233	CPQ does not disable the products that are already associated with the category from the all products list on the Associated Product section in Catalog.
CPQ-37437	When you click the name of the parent category from the left-hand side panel on the Catalog page, you are redirected to the home screen of the Catalog page instead of the parent category.
CPQ-37445	CPQ does not update the price of an option when the price is based on an attribute value until you select another option.
CPQ-38515	If the options in a sub-bundle are auto-included based on the value of an attribute using the inclusion type constraint rule, CPQ does not remove the options from the sub-bundle when you change the value of the attribute and constraint condition is no longer valid. This happens when Is Bundle Context is selected.

Conga Internal ID	Description
CPQ-3864 2	On the exclusion prompt to exclude options, when you select options and click Remove Option , CPQ does not remove the selected options from the exclusion prompt and displays an error on the configuration page. However, the selected options are cleared on the Configuration page. This happens when constraint rules are executed on the server-side.
CPQ-3942 7	When you define Min/Max Applies To field as <i>Base Price</i> , CPQ restricts the net adjustment instead of the Base Price.
CPQ-3936 2	In Client-Side Constraint Rule, only one condition statement with product scope is supported on the client-side when you enabled Repeat Inclusion in Match in Condition.
CPQ-3969 9	When you select Enable Auto Reprice in Config System Properties, you are unable to apply % Discount Effective , % Markup Effective , and Price Factor Effective adjustments on totals on the Cart page.
CPQ-3977 2	CPQ does not execute constraint rules properly when Is Bundle Context is selected and the bundle and its sub-bundle have the same options.
CPQ-3990 0	If the options in a sub-bundle are disabled based on the selection of another option using the exclusion type constraint rule, CPQ does not enable the options when the condition is no longer valid. This happens when Is Bundle Context is selected.
CPQ-40101	Min/Max adjustment fields are not available on the CPQ Admin user interface.
CPQ-4012 8	CPQ does not reprice the cart after the inclusion type constraint rule is deactivated and the auto-included products are removed from the cart. You are able to finalize the cart with an incorrect price.
CPQ-4017 3	Match in Cart Options for exclusion type constraint rules are not working on the server-side.
CPQ-4023 8	When you add a product again in the inclusion prompt after removing it once and if the product belonged in a Product Group, CPQ does not allow you to finalize the cart.
CPQ-4024 4	When you clone a quote using the Clone (with Line Item) button right after you finalize the cart, the newly cloned quote page does not load. Workaround: In buttons like Configure Products and Clone(with Line Items) , add a validation check in the formula of the buttons to disable or hide these buttons till the IsTaskPending flag is set to false.

Conga Internal ID	Description
CPQ-42440	<p>When you define a price list item with Price Method as <i>Related Price</i> and define values in the Related Pricing section on the Price List Item Details page, CPQ does not calculate prices according to the values in Related Pricing on the cart.</p> <p>Workaround: Use the fields Related Adjustment Amount, Related Adjustment Applies To, and Related Adjustment Type on the Price List Item Details page to define the related pricing.</p>

DOC ID: CPQSPR201211RN