



CPQ Release Notes



Table of Contents

- February23.02.02 Release Notes..... 8
 - Packages.....8
 - System Requirements and Supported Platforms 10
 - New Features..... 11
 - Enhancements..... 12
 - Data Model Changes..... 12
 - Fixed Issues..... 12
 - Known Issues 12
- February23.11.03 Release Notes 14
 - Packages..... 14
 - System Requirements and Supported Platforms 17
 - New Features..... 18
 - Enhancements..... 18
 - Data Model Changes..... 18
 - Fixed Issues..... 18
 - Known Issues 19
- February23.10.13 Release Notes 20
- February23.09.15 Release Notes..... 27
 - Packages..... 27
 - System Requirements and Supported Platforms 29
 - New Features..... 31
 - Enhancements..... 31
 - Data Model Changes..... 31
 - Fixed Issues..... 31
- February23.09.01 Release Notes..... 33
 - Packages..... 33
 - System Requirements and Supported Platforms 35

New Features.....	37
Enhancements.....	37
Data Model Changes.....	37
Fixed Issues.....	37
Known Issues	37
February23.08.21 Release Notes	39
Packages.....	39
System Requirements and Supported Platforms	41
New Features.....	43
Enhancements.....	43
Data Model Changes.....	43
Fixed Issues.....	43
Known Issues	43
February23.08.11 Release Notes	45
Packages.....	45
System Requirements and Supported Platforms	47
New Features.....	49
Enhancements.....	49
Data Model Changes.....	49
Fixed Issues.....	49
Known Issues	49
February23.08.04 Release Notes.....	51
Packages.....	51
System Requirements and Supported Platforms	53
New Features.....	54
Introducing a new Admin Setting APTS_DisableAddToCartForBundlesThatRequireConfiguration.....	55
Enhancements.....	55
Asset Based Ordering: Enhancement to the Renew Asset Feature.....	55
Data Model Changes.....	55
Fixed Issues.....	56
Known Issues	56

February23.06.30 Release Notes.....	58
Packages.....	58
System Requirements and Supported Platforms	60
New Features.....	61
Enhancements.....	62
Data Model Changes.....	62
Fixed Issues.....	62
Known Issues	62
February23.06.14 Release Notes.....	64
Packages.....	64
System Requirements and Supported Platforms	66
New Features.....	67
Enhancements.....	68
Data Model Changes.....	68
Fixed Issues.....	68
Known Issues	68
February23.06.09 Release Notes	70
Packages.....	70
System Requirements and Supported Platforms	72
New Features.....	73
Enhancements.....	74
Data Model Changes.....	74
Fixed Issues.....	74
Known Issues	75
February23.05.19 Release Notes.....	77
Packages.....	77
System Requirements and Supported Platforms	79
New Features.....	81
Enhancements.....	81
Data Model Changes.....	81
Fixed Issues.....	81

Known Issues	82
February23.04.28 Release Notes.....	83
Packages.....	83
System Requirements and Supported Platforms	85
New Features.....	86
Introducing a new Admin Setting APTS_OpenNewTabOnCartAction	87
Introducing a new Admin Setting APTS_HideCartKebabMenuColumn	87
Introducing a new Admin Setting APTS_ReorderBasedOnLineSequence.....	87
Enhancements.....	87
Data Model Changes.....	88
Fixed Issues.....	88
Known Issues	88
February23.04.07 Release Notes.....	90
Packages.....	90
System Requirements and Supported Platforms	92
New Features.....	93
Enhancements.....	94
Prevent Users from Finalizing a Cart If Bundle Configuration Does Not Honor Min Options for an Option Group.....	94
Data Model Changes.....	94
Fixed Issues.....	94
February23.03.17 Release Notes	96
Packages.....	96
System Requirements and Supported Platforms	98
New Features.....	99
Enhancements.....	100
Data Model Changes.....	100
Fixed Issues.....	100
February23.02.17 Release Notes	102
Packages.....	102
System Requirements and Supported Platforms	104
New Features.....	105

Enhancements.....	106
Data Model Changes.....	106
Fixed Issues.....	106
February '23 Release Notes	108
Packages.....	108
System Requirements and Supported Platforms	110
New Features.....	111
Ability to Decrease Asset Quantity	112
Enhancements.....	112
Display a Spinner on the Service Catalog on Click of the Add to Cart Button.....	112
Support for Sorting Order of Generated Documents on the Doc Gen Page	112
Display Auto-Adjustment Lines in Read-Only Mode on the Multiple Adjustments Pop-Up	113
Restore Asset Values on Reselection of Cancelled Options During ABO Operations.....	113
Create a Default View for Each Flow on the Installed Products Page.....	114
Identify the ABO Action Performed on the Cart Line Item	114
Data Model Changes.....	115
Fixed Issues.....	117
Known Issues	121

Discover what's new in the latest release of Conga CPQ.

- [February23.02.02 Release Notes](#)
- [February23.11.03 Release Notes](#)
- [February23.10.13 Release Notes](#)
- [February23.09.15 Release Notes](#)
- [February23.09.01 Release Notes](#)
- [February23.08.21 Release Notes](#)
- [February23.08.11 Release Notes](#)
- [February23.08.04 Release Notes](#)
- [February23.06.30 Release Notes](#)
- [February23.06.14 Release Notes](#)
- [February23.06.09 Release Notes](#)
- [February23.05.19 Release Notes](#)
- [February23.04.28 Release Notes](#)
- [February23.04.07 Release Notes](#)
- [February23.03.17 Release Notes](#)
- [February23.02.17 Release Notes](#)
- [February '23 Release Notes](#)

February23.02.02 Release Notes

In these release notes, you can find packages, requirements, features, enhancements, fixed issues, and known issues for the CPQ February23.02.02 release. For documentation updates, see [What's New in CPQ Documentation](#).

i This documentation may describe optional features for which you have not purchased a license; therefore your solution or implementation may differ from what is described here. Contact your Customer Success Manager (CSM) or Account Executive (AE) to discuss your specific features and licensing.

Packages


The following packages and dependencies are required to upgrade to this release and use its new features. These are the *minimum* required versions; later versions are also supported. Prerequisites for each feature can be found in its documentation. Packages marked **(New)** are new for this release.

i You can register your org for the Conga Upgrade Program. Conga Upgrade Program is an automated tool that upgrades packages available in your Salesforce org (Production or Sandbox) to the latest versions. It also ensures all the Conga published managed packages are on the latest versions for your registered orgs. For more information, see [Registering for Conga Upgrade Program](#).

Package	Latest Certified Version Name	Latest Certified Version Number
Conga Approvals (New) (Required if you are using Approvals)	13.2.365	13.365.21
Conga Base Library (Required if you are using Conga Configuration & Pricing)	4.0.243.2	4.243.2
Conga Billing (Required if you are using Conga Billing)	9.0.319.2	9.319.2

Package	Latest Certified Version Name	Latest Certified Version Number
Conga CLM Configuration Integration (New) (Required if you are using CLM)	15.0.0178.10	15.178.10
Conga Configuration & Pricing (New)	15.0.2062.100	15.2062.100
Conga Contract Lifecycle Management (New)	14.0.696.21	14.696.21
Conga CPQ Api	15.0.0131.7	15.131.7
Conga CPQ Approvals (Required if you are using Approvals on CPQ objects)	13.2.25	13.25
Conga CPQ Maximizer	8.0.0029	8.29
Conga CPQ Setup (Required if you are using CPQ Admin Console)	15.0.133.5	15.133.5
Conga Deal Maximizer Setup (Required if you are using Deal Maximizer)	8.0.0053	8.53
Conga Deal Maximizer	7.0.0007	7.7
Conga DocuSign Api	8.1.142	8.142.5
Conga Order Management	1.0.0000	1.0
Conga Promotions (Required if you are using Promotions)	1.0.0000	1.0
Conga Quote Approvals	7.1.10	7.10
Conga Quote Asset Integration	6.5.0014	6.14

Package	Latest Certified Version Name	Latest Certified Version Number
Conga Quote CLM Integration	11.1.0082.3	11.82.3
Conga Quote Configuration Integration (New) (Required if you are using CPQ and Proposal Management)	15.0.0396.12	15.396.12
Conga Quote DocuSign Integration	4.1.22	4.22
Conga Quote Echosign Integration (You must install the latest Adobe Sign package to use this package)	3.1.17	3.17
Conga Quote Management (Required if you are using Proposal Management)	13.0.0263.3	13.263.3


 For more information on installing Conga managed packages, refer to [Installing CPQ Packages](#). For more information on upgrading Conga managed packages, refer to [Upgrading CPQ](#).

System Requirements and Supported Platforms

For information pertaining to the requirements and recommendations you must consider before you proceed with the installation of the Conga product, see [System Requirements and Supported Platforms Matrix](#).

Upgrade Notes

For more information on the prerequisites and post-upgrade tasks, see [Upgrading CPQ](#).

 Before you upgrade the CPQ packages in your org to February '23 release, please note the following points:

- If the CPQ package in your org is on any of the following releases, you must upgrade it to the Winter '20 patch (Winter20.02.26) before upgrading it to February '23 release:

Release	Package
Spring '20 or earlier release	Packages older than 12.0.1719 12.1719
Summer '20 patch older than Summer20.02.26	Packages older than 12.1.1787.99 12.1787.99
Winter '20 patch older than Winter20.02.26	Packages older than 12.2.1839.48 12.1839.48

- If the CPQ package in your org is on any of the following releases, you can directly upgrade it to February '23 release:

Release	Package
Latest Summer '20 patch (Summer20.02.26 or later)	12.0.1719 12.1719 or later
Latest Winter '20 patch (Winter20.02.26 or later)	12.2.1839.48 12.1839.48 or later
Spring '21 and any Spring '21 patches	13.0.1882 13.1882 or later
Summer '21 and any Summer '21 patches	13.1.1921 13.1921 or later
December '21 and any December '21 patches	13.2.1969 13.1969 or later
May '22 and any May '22 patches	14.0.1995 14.1995 or later
September '22 and any September '22 patches	14.1.2038 14.2038 or later
February '23 and any February '23 patches	15.0.2061 15.2061 or later

New Features

There are no new features in this release.

Enhancements

There are no new enhancements in this release.

Data Model Changes

There are no data model changes in this release.

Fixed Issues

The following table lists the issues fixed in this release. If any actions are required, they will be listed in this table.

Case Number	Conga Internal ID	Description
00865923	CPQ-78256	After the Feb '23 release, there's a problem with the onPriceltemSet() method in the Pricing Callback. It causes issues in capturing the Selling Term for Options when Auto Cascade Selling Term is set to True.
psc-3054	CPQ-77194	When a promo expires, the Adjustment Line Items are not deleted from Turbo, even though incentive entries from line item level are successfully removed.
00868553	CPQ-76408	When the user language is set to French and users attempt to apply promotions or incentives on cart line items, they face an error. <code>Error: Could not resolve remote action: getIncentivesForCart</code>

Known Issues

The following table provides the cumulative list of known issues up to this release.

Conga Internal ID	Description
CPQ-67084	CPQ displays the Reprice button instead of the Finalize button for renewal quotes.
CPQ-61272	<p>If you keep changing the attribute value multiple times and switching between the Product Attributes tab and the Product Options tab on the Configuration page, the Product Options tab disappears intermittently.</p> <p>Workaround: While changing attributes, you must wait until the constraint rule execution is complete.</p>
CPQ-58544	You cannot finalize the Cart after revalidating the expired or inactive price list item (primary) of a product.
CPQ-54022	Turbo Integrations: Attribute-based pricing is not working for Numeric Expression.
CPQ-63234	Custom selling term calculation overridden by out-of-the-box (OOB) selling term due to leap year handling in the custom logic.

DOC ID: CPQFEB23PRN20240202

February23.11.03 Release Notes

In these release notes, you can find packages, requirements, features, enhancements, fixed issues, and known issues for the CPQ February23.11.03 release. For documentation updates, see [What's New in CPQ Documentation](#).

i This documentation may describe optional features for which you have not purchased a license; therefore your solution or implementation may differ from what is described here. Contact your Customer Success Manager (CSM) or Account Executive (AE) to discuss your specific features and licensing.

Packages

The following packages and dependencies are required to upgrade to this release and use its new features. These are the *minimum* required versions; later versions are also supported. Prerequisites for each feature can be found in its documentation. Packages marked **(New)** are new for this release.

i You can register your org for the Conga Upgrade Program. Conga Upgrade Program is an automated tool that upgrades packages available in your Salesforce org (Production or Sandbox) to the latest versions. In addition, it also ensures all the Conga published managed packages are on the latest versions for your registered orgs. For more information, see [Registering for Conga Upgrade Program](#).

This release note exclusively pertains to the new package.

Package	Latest Certified Version Name	Latest Certified Version Number
Conga Approvals (Required if you are using Approvals)	13.2.365	13.365.16
Conga Base Library (Required if you are using Conga Configuration & Pricing)	4.0.243.2	4.243.2

Package	Latest Certified Version Name	Latest Certified Version Number
Conga Billing (Required if you are using Conga Billing)	9.0.319.2	9.319.2
Conga CLM Configuration Integration (New) (Required if you are using CLM)	15.0.0178.9	15.178.9
Conga Configuration & Pricing (New)	15.0.2062.90	15.2062.90
Conga Contract Lifecycle Management (New)	14.0.696.19	14.696.19
Conga CPQ Api	15.0.0131.7	15.131.7
Conga CPQ Approvals (Required if you are using Approvals on CPQ objects)	13.2.25	13.25
Conga CPQ Maximizer	8.0.0029	8.29
Conga CPQ Setup (New) (Required if you are using CPQ Admin Console)	15.0.133.5	15.133.5
Conga Deal Maximizer Setup (Required if you are using Deal Maximizer)	8.0.0053	8.53
Conga Deal Maximizer	7.0.0007	7.7
Conga DocuSign Api	8.1.142	8.142.5
Conga Order Management	1.0.0000	1.0

Package	Latest Certified Version Name	Latest Certified Version Number
Conga Promotions (Required if you are using Promotions)	1.0.0000	1.0
Conga Quote Approvals	7.1.10	7.10
Conga Quote Asset Integration	6.5.0014	6.14
Conga Quote CLM Integration	11.1.0082.3	11.82.3
Conga Quote Configuration Integration (New) (Required if you are using CPQ and Proposal Management)	15.0.0396.10	15.396.10
Conga Quote DocuSign Integration	4.1.22	4.22
Conga Quote Echosign Integration (You must install the latest Adobe Sign package to use this package)	3.1.17	3.17
Conga Quote Management (Required if you are using Proposal Management)	13.0.0263.3	13.263.3

i For more information on installing Conga managed packages, refer to [Installing CPQ Packages](#). For more information on upgrading Conga managed packages, refer to [Upgrading CPQ](#).

System Requirements and Supported Platforms

For information pertaining to the requirements and recommendations you must consider before you proceed with the installation of the Conga product, see [System Requirements and Supported Platforms Matrix](#).

Upgrade Notes

For more information on the prerequisites and post-upgrade tasks, see [Upgrading CPQ](#).

! Before you upgrade the CPQ packages in your org to February '23 release, please note the following points:

- If the CPQ package in your org is on any of the following releases, you must upgrade it to the Winter '20 patch (Winter20.02.26) before upgrading it to February '23 release:

Release	Package
Spring '20 or earlier release	Packages older than 12.0.1719 12.1719
Summer '20 patch older than Summer20.02.26	Packages older than 12.1.1787.99 12.1787.99
Winter '20 patch older than Winter20.02.26	Packages older than 12.2.1839.48 12.1839.48

- If the CPQ package in your org is on any of the following releases, you can directly upgrade it to February '23 release:

Release	Package
Latest Summer '20 patch (Summer20.02.26 or later)	12.0.1719 12.1719 or later
Latest Winter '20 patch (Winter20.02.26 or later)	12.2.1839.48 12.1839.48 or later
Spring '21 and any Spring '21 patches	13.0.1882 13.1882 or later
Summer '21 and any Summer '21 patches	13.1.1921 13.1921 or later

Release	Package
December '21 and any December '21 patches	13.2.1969 13.1969 or later
May '22 and any May '22 patches	14.0.1995 14.1995 or later
September '22 and any September '22 patches	14.1.2038 14.2038 or later
February '23 and any February '23 patches	15.0.2061 15.2061 or later

New Features

There are no new features in this release. Keep checking the Conga Documentation Portal for new updates.

Enhancements

There are no new enhancements in this release.

Data Model Changes

There are no data model changes in this release.

Fixed Issues

The following table lists the issues fixed in this release. If any actions are required, they will be listed in this table.

Case Number	Conga Internal ID	Description
00862261	CPQ-71957	During auto-renewal with an existing asset modification and the addition of a new product sharing the same identifier, a duplicate renewal quote is generated instead of updating the original quote.

Case Number	Conga Internal ID	Description
00855885	CPQ-71455	When quantity is derived from a roll-up for license and platform add-on products, disabling quantity modification and attempting to lock the product leads to inconsistent behavior when opening a saved cart.
00859425	CPQ-71165	When performing actions like go to pricing , warning messages are displayed inconsistently in the cart. These messages appear during the action but disappear after pricing is completed.

Known Issues

The following table provides the cumulative list of known issues up to this release.

Conga Internal ID	Description
CPQ-67084	CPQ displays the Reprice button instead of the Finalize button for renewal quotes.
CPQ-61272	<p>If you keep changing the attribute value multiple times and switching between the Product Attributes tab and the Product Options tab on the Configuration page, the Product Options tab disappears intermittently.</p> <p>Workaround: While changing attributes, you must wait until the constraint rule execution is complete.</p>
CPQ-58544	You cannot finalize the Cart after revalidating the expired or inactive price list item (primary) of a product.
CPQ-54022	Turbo Integrations: Attribute-based pricing is not working for Numeric Expression.
CPQ-63234	Custom selling term calculation overridden by out-of-the-box (OOB) selling term due to leap year handling in the custom logic.

DOC ID: CPQFEB23PRN20231107

February23.10.13 Release Notes

Conga CPQ February23.10.13 Release Notes

In these release notes, you can find packages, requirements, features, enhancements, fixed issues, and known issues for the CPQ February23.10.13 release. For documentation updates, see [What's New in CPQ Documentation](#).

i This documentation may describe optional features for which you have not purchased a license; therefore your solution or implementation may differ from what is described here. Contact your Customer Success Manager (CSM) or Account Executive (AE) to discuss your specific features and licensing.

Packages

The following packages and dependencies are required to upgrade to this release and use its new features. These are the *minimum* required versions; later versions are also supported. Prerequisites for each feature can be found in its documentation. Packages marked **(New)** are new for this release.


i You can register your org for the Conga Upgrade Program. Conga Upgrade Program is an automated tool that upgrades packages available in your Salesforce org (Production or Sandbox) to the latest versions. In addition, it also ensures all the Conga published managed packages are on the latest versions for your registered orgs. For more information, see [Registering for Conga Upgrade Program](#).

This release note exclusively pertains to the new package.

Package	Latest Certified Version Name	Latest Certified Version Number
Conga Approvals (Required if you are using Approvals)	13.2.365	13.365.16

Package	Latest Certified Version Name	Latest Certified Version Number
Conga Base Library (Required if you are using Conga Configuration & Pricing)	4.0.243.2	4.243.2
Conga Billing (Required if you are using Conga Billing)	9.0.319.2	9.319.2
Conga CLM Configuration Integration (New) (Required if you are using CLM)	15.0.0178.8	15.178.8
Conga Configuration & Pricing (New)	15.0.2062.87	15.2062.87
Conga Contract Lifecycle Management (New)	14.0.696.18	14.696.18
Conga CPQ Api (New)	15.0.0131.7	15.131.7
Conga CPQ Approvals (Required if you are using Approvals on CPQ objects)	13.2.25	13.25
Conga CPQ Maximizer	8.0.0029	8.29
Conga CPQ Setup (New) (Required if you are using CPQ Admin Console)	15.0.133.4	15.133.4
Conga Deal Maximizer Setup (Required if you are using Deal Maximizer)	8.0.0053	8.53
Conga Deal Maximizer	7.0.0007	7.7
Conga DocuSign Api	8.1.142	8.142.5

Package	Latest Certified Version Name	Latest Certified Version Number
Conga Order Management	1.0.0000	1.0
Conga Promotions (Required if you are using Promotions)	1.0.0000	1.0
Conga Quote Approvals	7.1.10	7.10
Conga Quote Asset Integration	6.5.0014	6.14
Conga Quote CLM Integration	11.1.0082.3	11.82.3
Conga Quote Configuration Integration (New) (Required if you are using CPQ and Proposal Management)	15.0.0396.9	15.396.9
Conga Quote DocuSign Integration	4.1.22	4.22
Conga Quote Echosign Integration (You must install the latest Adobe Sign package to use this package)	3.1.17	3.17
Conga Quote Management (Required if you are using Proposal Management)	13.0.0263.3	13.263.3


 For more information on installing Conga managed packages, refer to [Installing CPQ Packages](#). For more information on upgrading Conga managed packages, refer to [Upgrading CPQ](#).

System Requirements and Supported Platforms

For information pertaining to the requirements and recommendations you must consider before you proceed with the installation of the Conga product, see [System Requirements and Supported Platforms Matrix](#).

Upgrade Notes

For more information on the prerequisites and post-upgrade tasks, see [Upgrading CPQ](#).

-  Before you upgrade the CPQ packages in your org to February '23 release, please note the following points:
- If the CPQ package in your org is on any of the following releases, you must upgrade it to the Winter '20 patch (Winter20.02.26) before upgrading it to February '23 release:

Release	Package
Spring '20 or earlier release	Packages older than 12.0.1719 12.1719
Summer '20 patch older than Summer20.02.26	Packages older than 12.1.1787.99 12.1787.99
Winter '20 patch older than Winter20.02.26	Packages older than 12.2.1839.48 12.1839.48

- If the CPQ package in your org is on any of the following releases, you can directly upgrade it to February '23 release:

Release	Package
Latest Summer '20 patch (Summer20.02.26 or later)	12.0.1719 12.1719 or later
Latest Winter '20 patch (Winter20.02.26 or later)	12.2.1839.48 12.1839.48 or later
Spring '21 and any Spring '21 patches	13.0.1882 13.1882 or later
Summer '21 and any Summer '21 patches	13.1.1921 13.1921 or later
December '21 and any December '21 patches	13.2.1969 13.1969 or later

Release	Package
May '22 and any May '22 patches	14.0.1995 14.1995 or later
September '22 and any September '22 patches	14.1.2038 14.2038 or later
February '23 and any February '23 patches	15.0.2061 15.2061 or later

New Features

There are no new features in this release. Keep checking the Conga Documentation Portal for new updates.

Enhancements

There are no new enhancements in this release.

Data Model Changes

There are no data model changes in this release.

Fixed Issues

The following table lists the issues fixed in this release. If any actions are required, they will be listed in this table.

Case Number	Conga Internal ID	Description
N/A	CPQ-71699	When the constraint messages include numbers, you may find them confusing, as you might mistakenly interpret them as a checklist. Admins should be able to easily toggle the constraint message numbering in the CPQ UI for better message control.
N/A	CPQ-71367	You cannot compare a Date field inside a Field Expression (FE). This issue arises when trying to use the <i>TODAY()</i> function to check if a Line item's Date field is greater than the current date, affecting the desired product attribute behavior.

Case Number	Conga Internal ID	Description
00856713	CPQ-70289	Price Rule Entry stamps on Adjustment Line Items (ALI) are not updating correctly for changes in dimension values. Initially, the stamp is accurate, but subsequent dimension value changes do not reflect the correct Price Rule Entry.
0085822 2	CPQ-70981	Cascading fails for custom Text fields with the same API name on Order Configuration Line Items and Order Line Items during Partial order creation. The custom field values are not correctly copied to Order Line Items, affecting the need for consistent data transfer.
0085388 5	CPQ-69870	Minimum price settings on the Product Line Item (PLI) behave differently for Options and Standalone items in the cart. When Related Adjustment Applies To is set to <i>Net Price</i> , it doesn't follow the defined minimum price. Switching to <i>Base Price</i> meets the intended use case, but it doesn't adjust dependent item prices when increasing quantities or selling terms of the original item.
0085462 9	CPQ-69778	Adding a custom Multi-Select Picklist field to the CPQ Admin layout disables the Save button.
0085345 7	CPQ-69640	When Constraint Rules are disabled in Config System Properties, the cart displays the message <i>Running Constraint Rules</i> while the progress bar is active.

Known Issues

The following table provides the cumulative list of known issues up to this release.

Conga Internal ID	Description
CPQ-67084	CPQ displays the Reprice button instead of the Finalize button for renewal quotes.

Conga Internal ID	Description
CPQ-61272	<p>If you keep changing the attribute value multiple times and switching between the Product Attributes tab and the Product Options tab on the Configuration page, the Product Options tab disappears intermittently.</p> <p>Workaround: While changing attributes, you must wait until the constraint rule execution is complete.</p>
CPQ-58544	<p>You cannot finalize the Cart after revalidating the expired or inactive price list item (primary) of a product.</p>
CPQ-54022	<p>Turbo Integrations: Attribute-based pricing is not working for Numeric Expression.</p>
CPQ-63234	<p>Custom selling term calculation overridden by out-of-the-box (OOB) selling term due to leap year handling in the custom logic.</p>

DOC ID: CPQFEB23PRN20231013

February23.09.15 Release Notes

In these release notes, you can find packages, requirements, features, enhancements, fixed issues, and known issues for the CPQ February23.09.15 release. For documentation updates, see [What's New in CPQ Documentation](#).

i This documentation may describe optional features for which you have not purchased a license; therefore your solution or implementation may differ from what is described here. Contact your Customer Success Manager (CSM) or Account Executive (AE) to discuss your specific features and licensing.

Packages

The following packages and dependencies are required to upgrade to this release and use its new features. These are the *minimum* required versions; later versions are also supported. Prerequisites for each feature can be found in its documentation. Packages marked **(New)** are new for this release.

i You can register your org for the Conga Upgrade Program. Conga Upgrade Program is an automated tool that upgrades packages available in your Salesforce org (Production or Sandbox) to the latest versions. In addition, it also ensures all the Conga published managed packages are on the latest versions for your registered orgs. For more information, see [Registering for Conga Upgrade Program](#).

This release note exclusively pertains to the new package.

Package	Latest Certified Version Name	Latest Certified Version Number
Conga Approvals (Required if you are using Approvals)	13.2.365	13.365.16
Conga Base Library (New) (Required if you are using Conga Configuration & Pricing)	4.0.243.2	4.243.2

Package	Latest Certified Version Name	Latest Certified Version Number
Conga Billing (Required if you are using Conga Billing)	9.0.319.2	9.319.2
Conga CLM Configuration Integration (Required if you are using CLM)	15.0.0178.3	15.178.3
Conga Configuration & Pricing (New)	15.0.2062.83	15.2062.83
Conga Contract Lifecycle Management	14.0.696.16	14.696.16
Conga CPQ Api (New)	15.0.0131.5	15.131.5
Conga CPQ Approvals (Required if you are using Approvals on CPQ objects)	13.2.25	13.25
Conga CPQ Maximizer	8.0.0029	8.29
Conga CPQ Setup (Required if you are using CPQ Admin Console)	15.0.133.3	15.133.3
Conga Deal Maximizer Setup (Required if you are using Deal Maximizer)	8.0.0053	8.53
Conga Deal Maximizer	7.0.0007	7.7
Conga DocuSign Api	8.1.142	8.142.5
Conga Order Management	1.0.0000	1.0

Package	Latest Certified Version Name	Latest Certified Version Number
Conga Promotions (Required if you are using Promotions)	1.0.0000	1.0
Conga Quote Approvals	7.1.10	7.10
Conga Quote Asset Integration	6.5.0014	6.14
Conga Quote CLM Integration	11.1.0082.3	11.82.3
Conga Quote Configuration Integration (Required if you are using CPQ and Proposal Management)	15.0.0396.4	15.396.4
Conga Quote DocuSign Integration	4.1.22	4.22
Conga Quote Echosign Integration (You must install the latest Adobe Sign package to use this package)	3.1.17	3.17
Conga Quote Management (Required if you are using Proposal Management)	13.0.0263.3	13.263.3

 For more information on installing Conga managed packages, refer to [Installing CPQ Packages](#). For more information on upgrading Conga managed packages, refer to [Upgrading CPQ](#).

System Requirements and Supported Platforms

For information pertaining to the requirements and recommendations you must consider before you proceed with the installation of the Conga product, see [System Requirements and Supported Platforms Matrix](#).

Upgrade Notes

For more information on the prerequisites and post-upgrade tasks, see [Upgrading CPQ](#).

⚠ Before you upgrade the CPQ packages in your org to February '23 release, please note the following points:

- If the CPQ package in your org is on any of the following releases, you must upgrade it to the Winter '20 patch (Winter20.02.26) before upgrading it to February '23 release:

Release	Package
Spring '20 or earlier release	Packages older than 12.0.1719 12.1719
Summer '20 patch older than Summer20.02.26	Packages older than 12.1.1787.99 12.1787.99
Winter '20 patch older than Winter20.02.26	Packages older than 12.2.1839.48 12.1839.48

- If the CPQ package in your org is on any of the following releases, you can directly upgrade it to February '23 release:

Release	Package
Latest Summer '20 patch (Summer20.02.26 or later)	12.0.1719 12.1719 or later
Latest Winter '20 patch (Winter20.02.26 or later)	12.2.1839.48 12.1839.48 or later
Spring '21 and any Spring '21 patches	13.0.1882 13.1882 or later
Summer '21 and any Summer '21 patches	13.1.1921 13.1921 or later
December '21 and any December '21 patches	13.2.1969 13.1969 or later
May '22 and any May '22 patches	14.0.1995 14.1995 or later
September '22 and any September '22 patches	14.1.2038 14.2038 or later
February '23 and any February '23 patches	15.0.2061 15.2061 or later

New Features

There are no new features in this release. Keep checking the Conga Documentation Portal for new updates.

Enhancements

There are no new enhancements in this release.

Data Model Changes

There are no data model changes in this release.

Fixed Issues

There are no fixed issues in this release

Known Issues

The following table provides the cumulative list of known issues up to this release.

Conga Internal ID	Description
CPQ-67084	CPQ displays the Reprice button instead of the Finalize button for renewal quotes.
CPQ-61272	If you keep changing the attribute value multiple times and switching between the Product Attributes tab and the Product Options tab on the Configuration page, the Product Options tab disappears intermittently. Workaround: While changing attributes, you must wait until the constraint rule execution is complete.
CPQ-58544	You cannot finalize the Cart after revalidating the expired or inactive price list item (primary) of a product.
CPQ-54022	Turbo Integrations: Attribute-based pricing is not working for Numeric Expression.

Conga Internal ID	Description
CPQ-63234	Custom selling term calculation overridden by out-of-the-box (OOB) selling term due to leap year handling in the custom logic.

DOC ID: CPQFEB23PRN20230915

February23.09.01 Release Notes

In these release notes, you can find packages, requirements, features, enhancements, fixed issues, and known issues for the CPQ February23.09.01 release. For documentation updates, see [What's New in CPQ Documentation](#).

i This documentation may describe optional features for which you have not purchased a license; therefore your solution or implementation may differ from what is described here. Contact your Customer Success Manager (CSM) or Account Executive (AE) to discuss your specific features and licensing.

Packages

The following packages and dependencies are required to upgrade to this release and use its new features. These are the *minimum* required versions; later versions are also supported. Prerequisites for each feature can be found in its documentation. Packages marked **(New)** are new for this release.

i You can register your org for the Conga Upgrade Program. Conga Upgrade Program is an automated tool that upgrades packages available in your Salesforce org (Production or Sandbox) to the latest versions. In addition, it also ensures all the Conga published managed packages are on the latest versions for your registered orgs. For more information, see [Registering for Conga Upgrade Program](#).

Package	Latest Certified Version Name	Latest Certified Version Number
Conga Approvals (New) (Required if you are using Approvals)	13.2.365	13.365.16
Conga Base Library (Required if you are using Conga Configuration & Pricing)	4.0.243.1	4.243.1
Conga Billing (Required if you are using Conga Billing)	9.0.319.2	9.319.2

Package	Latest Certified Version Name	Latest Certified Version Number
Conga CLM Configuration Integration (Required if you are using CLM)	15.0.0178.3	15.178.3
Conga Configuration & Pricing (New)	15.0.2062.80	15.2062.80
Conga Contract Lifecycle Management (New)	14.0.696.16	14.696.16
Conga CPQ Api	15.0.0131.3	15.131.3
Conga CPQ Approvals (Required if you are using Approvals on CPQ objects)	13.2.25	13.25
Conga CPQ Maximizer	8.0.0029	8.29
Conga CPQ Setup (New) (Required if you are using CPQ Admin Console)	15.0.133.3	15.133.3
Conga Deal Maximizer Setup (Required if you are using Deal Maximizer)	8.0.0053	8.53
Conga Deal Maximizer	7.0.0007	7.7
Conga DocuSign Api	8.1.142	8.142.5
Conga Order Management	1.0.0000	1.0
Conga Promotions (Required if you are using Promotions)	1.0.0000	1.0
Conga Quote Approvals	7.1.10	7.10

Package	Latest Certified Version Name	Latest Certified Version Number
Conga Quote Asset Integration	6.5.0014	6.14
Conga Quote CLM Integration	11.1.0082.3	11.82.3
Conga Quote Configuration Integration (Required if you are using CPQ and Proposal Management)	15.0.0396.4	15.396.4
Conga Quote DocuSign Integration	4.1.22	4.22
Conga Quote Echosign Integration (You must install the latest Adobe Sign package to use this package)	3.1.17	3.17
Conga Quote Management (New) (Required if you are using Proposal Management)	13.0.0263.3	13.263.3

 For more information on installing Conga managed packages, refer to [Installing CPQ Packages](#). For more information on upgrading Conga managed packages, refer to [Upgrading CPQ](#).

System Requirements and Supported Platforms

For information pertaining to the requirements and recommendations you must consider before you proceed with the installation of the Conga product, see [System Requirements and Supported Platforms Matrix](#).

Upgrade Notes

For more information on the prerequisites and post-upgrade tasks, see [Upgrading CPQ](#).

⚠ Before you upgrade the CPQ packages in your org to February '23 release, please note the following points:

- If the CPQ package in your org is on any of the following releases, you must upgrade it to the Winter '20 patch (Winter20.02.26) before upgrading it to February '23 release:

Release	Package
Spring '20 or earlier release	Packages older than 12.0.1719 12.1719
Summer '20 patch older than Summer20.02.26	Packages older than 12.1.1787.99 12.1787.99
Winter '20 patch older than Winter20.02.26	Packages older than 12.2.1839.48 12.1839.48

- If the CPQ package in your org is on any of the following releases, you can directly upgrade it to February '23 release:

Release	Package
Latest Summer '20 patch (Summer20.02.26 or later)	12.0.1719 12.1719 or later
Latest Winter '20 patch (Winter20.02.26 or later)	12.2.1839.48 12.1839.48 or later
Spring '21 and any Spring '21 patches	13.0.1882 13.1882 or later
Summer '21 and any Summer '21 patches	13.1.1921 13.1921 or later
December '21 and any December '21 patches	13.2.1969 13.1969 or later
May '22 and any May '22 patches	14.0.1995 14.1995 or later
September '22 and any September '22 patches	14.1.2038 14.2038 or later
February '23 and any February '23 patches	15.0.2061 15.2061 or later

New Features

There are no new features in this release. Keep checking the Conga Documentation Portal for new updates.

Enhancements

There are no new enhancements in this release.

Data Model Changes

There are no data model changes in this release.

Fixed Issues

The following table lists the issue fixed in this release. If any actions are required, they will be listed in this table.

Case Number	Conga Internal ID	Description
00849970	CPQ-69292	Validation callback is not functioning correctly despite the validation rules are properly satisfied.
00849787	CPQ-68702	When you select a radio button, canceled lines are not being re-selected.
00845522	CPQ-68110	You will get an error when attempting to modify configurations by unselecting option products, linked to constraint rule execution issues during reconfiguration. Error message: <i>Delete failed</i>

Known Issues

The following table provides the cumulative list of known issues up to this release.

Conga Internal ID	Description
CPQ-67084	CPQ displays the Reprice button instead of the Finalize button for renewal quotes.
CPQ-61272	<p>If you keep changing the attribute value multiple times and switching between the Product Attributes tab and the Product Options tab on the Configuration page, the Product Options tab disappears intermittently.</p> <p>Workaround: While changing attributes, you must wait until the constraint rule execution is complete.</p>
CPQ-58544	You cannot finalize the Cart after revalidating the expired or inactive price list item (primary) of a product.
CPQ-54022	Turbo Integrations: Attribute-based pricing is not working for Numeric Expression.
CPQ-63234	Custom selling term calculation overridden by out-of-the-box (OOB) selling term due to leap year handling in the custom logic.

DOC ID: CPQFEB23PRN20230901

February23.08.21 Release Notes

In these release notes, you can find packages, requirements, features, enhancements, fixed issues, and known issues for the CPQ February23.08.21 release. For documentation updates, see [What's New in CPQ Documentation](#).

- i** This documentation may describe optional features for which you have not purchased a license; therefore your solution or implementation may differ from what is described here. Contact your Customer Success Manager (CSM) or Account Executive (AE) to discuss your specific features and licensing.

Packages

The following packages and dependencies are required to upgrade to this release and use its new features. These are the *minimum* required versions; later versions are also supported. Prerequisites for each feature can be found in its documentation. Packages marked **(New)** are new for this release.

- i** You can register your org for the Conga Upgrade Program. Conga Upgrade Program is an automated tool that upgrades packages available in your Salesforce org (Production or Sandbox) to the latest versions. In addition, it also ensures all the Conga published managed packages are on the latest versions for your registered orgs. For more information, see [Registering for Conga Upgrade Program](#).

- i** This release notes only reflect the change in Conga Configuration & Pricing version number.

Package	Latest Certified Version Name	Latest Certified Version Number
Conga Approvals (Required if you are using Approvals)	13.2.365.12	13.365.12
Conga Base Library (Required if you are using Conga Configuration & Pricing)	4.0.243.1	4.243.1

Package	Latest Certified Version Name	Latest Certified Version Number
Conga Billing (Required if you are using Conga Billing)	9.0.319.2	9.319.2
Conga CLM Configuration Integration (Required if you are using CLM)	15.0.0178.3	15.178.3
Conga Configuration & Pricing (New)	15.0.2062.75	15.2062.75
Conga Contract Lifecycle Management	14.0.696.13	14.696.13
Conga CPQ Api	15.0.0131.3	15.131.3
Conga CPQ Approvals (Required if you are using Approvals on CPQ objects)	13.2.25	13.25
Conga CPQ Maximizer	8.0.0029	8.29
Conga CPQ Setup (Required if you are using CPQ Admin Console)	15.0.133.2	15.133.2
Conga Deal Maximizer Setup (Required if you are using Deal Maximizer)	8.0.0053	8.53
Conga Deal Maximizer	7.0.0007	7.7
Conga DocuSign Api	8.1.142	8.142.5
Conga Order Management	1.0.0000	1.0

Package	Latest Certified Version Name	Latest Certified Version Number
Conga Promotions (Required if you are using Promotions)	1.0.0000	1.0
Conga Quote Approvals	7.1.10	7.10
Conga Quote Asset Integration	6.5.0014	6.14
Conga Quote CLM Integration	11.1.0082.3	11.82.3
Conga Quote Configuration Integration (Required if you are using CPQ and Proposal Management)	15.0.0396.4	15.396.4
Conga Quote DocuSign Integration	4.1.22	4.22
Conga Quote Echosign Integration (You must install the latest Adobe Sign package to use this package)	3.1.17	3.17
Conga Quote Management (Required if you are using Proposal Management)	13.0.0263.2	13.263.2


 For more information on installing Conga managed packages, refer to [Installing CPQ Packages](#). For more information on upgrading Conga managed packages, refer to [Upgrading CPQ](#).

System Requirements and Supported Platforms

For information pertaining to the requirements and recommendations you must consider before you proceed with the installation of the Conga product, see [System Requirements and Supported Platforms Matrix](#).

Upgrade Notes

For more information on the prerequisites and post-upgrade tasks, see [Upgrading CPQ](#).

 Before you upgrade the CPQ packages in your org to February '23 release, please note the following points:

- If the CPQ package in your org is on any of the following releases, you must upgrade it to the Winter '20 patch (Winter20.02.26) before upgrading it to February '23 release:

Release	Package
Spring '20 or earlier release	Packages older than 12.0.1719 12.1719
Summer '20 patch older than Summer20.02.26	Packages older than 12.1.1787.99 12.1787.99
Winter '20 patch older than Winter20.02.26	Packages older than 12.2.1839.48 12.1839.48

- If the CPQ package in your org is on any of the following releases, you can directly upgrade it to February '23 release:

Release	Package
Latest Summer '20 patch (Summer20.02.26 or later)	12.0.1719 12.1719 or later
Latest Winter '20 patch (Winter20.02.26 or later)	12.2.1839.48 12.1839.48 or later
Spring '21 and any Spring '21 patches	13.0.1882 13.1882 or later
Summer '21 and any Summer '21 patches	13.1.1921 13.1921 or later
December '21 and any December '21 patches	13.2.1969 13.1969 or later
May '22 and any May '22 patches	14.0.1995 14.1995 or later
September '22 and any September '22 patches	14.1.2038 14.2038 or later
February '23 and any February '23 patches	15.0.2061 15.2061 or later

New Features

There are no new features in this release. Keep checking the Conga Documentation Portal for new updates.

Enhancements

There are no new enhancements in this release.

Data Model Changes

There are no data model changes in this release.

Fixed Issues

There are no fixed issues in this release.

Known Issues

The following table provides the cumulative list of known issues up to this release.

Conga Internal ID	Description
CPQ-67084	CPQ displays the Reprice button instead of the Finalize button for renewal quotes.
CPQ-61272	If you keep changing the attribute value multiple times and switching between the Product Attributes tab and the Product Options tab on the Configuration page, the Product Options tab disappears intermittently. Workaround: While changing attributes, you must wait until the constraint rule execution is complete.
CPQ-58544	You cannot finalize the Cart after revalidating the expired or inactive price list item (primary) of a product.

Conga Internal ID	Description
CPQ-54022	Turbo Integrations: Attribute-based pricing is not working for Numeric Expression.
CPQ-63234	Custom selling term calculation overridden by out-of-the-box (OOB) selling term due to leap year handling in the custom logic.

DOC ID: CPQFEB23PRN20230821

February23.08.11 Release Notes

In these release notes, you can find packages, requirements, features, enhancements, fixed issues, and known issues for the CPQ February23.08.11 release. For documentation updates, see [What's New in CPQ Documentation](#).

i This documentation may describe optional features for which you have not purchased a license; therefore your solution or implementation may differ from what is described here. Contact your Customer Success Manager (CSM) or Account Executive (AE) to discuss your specific features and licensing.

Packages

The following packages and dependencies are required to upgrade to this release and use its new features. These are the *minimum* required versions; later versions are also supported. Prerequisites for each feature can be found in its documentation. Packages marked **(New)** are new for this release.

i You can register your org for the Conga Upgrade Program. Conga Upgrade Program is an automated tool that upgrades packages available in your Salesforce org (Production or Sandbox) to the latest versions. In addition, it also ensures all the Conga published managed packages are on the latest versions for your registered orgs. For more information, see [Registering for Conga Upgrade Program](#).

Package	Latest Certified Version Name	Latest Certified Version Number
Conga Approvals (Required if you are using Approvals)	13.2.365.12	13.365.12
Conga Base Library (Required if you are using Conga Configuration & Pricing)	4.0.243.1	4.243.1
Conga Billing (Required if you are using Conga Billing)	9.0.319.2	9.319.2

Package	Latest Certified Version Name	Latest Certified Version Number
Conga CLM Configuration Integration (Required if you are using CLM)	15.0.0178.3	15.178.3
Conga Configuration & Pricing (New)	15.0.2062.75	15.2062.75
Conga Contract Lifecycle Management	14.0.696.13	14.696.13
Conga CPQ Api	15.0.0131.3	15.131.3
Conga CPQ Approvals (Required if you are using Approvals on CPQ objects)	13.2.25	13.25
Conga CPQ Maximizer	8.0.0029	8.29
Conga CPQ Setup (Required if you are using CPQ Admin Console)	15.0.133.2	15.133.2
Conga Deal Maximizer Setup (Required if you are using Deal Maximizer)	8.0.0053	8.53
Conga Deal Maximizer	7.0.0007	7.7
Conga DocuSign Api	8.1.142	8.142.5
Conga Order Management	1.0.0000	1.0
Conga Promotions (Required if you are using Promotions)	1.0.0000	1.0
Conga Quote Approvals	7.1.10	7.10

Package	Latest Certified Version Name	Latest Certified Version Number
Conga Quote Asset Integration	6.5.0014	6.14
Conga Quote CLM Integration	11.1.0082.3	11.82.3
Conga Quote Configuration Integration (Required if you are using CPQ and Proposal Management)	15.0.0396.4	15.396.4
Conga Quote DocuSign Integration	4.1.22	4.22
Conga Quote Echosign Integration (You must install the latest Adobe Sign package to use this package)	3.1.17	3.17
Conga Quote Management (Required if you are using Proposal Management)	13.0.0263.2	13.263.2

 For more information on installing Conga managed packages, refer to [Installing CPQ Packages](#). For more information on upgrading Conga managed packages, refer to [Upgrading CPQ](#).

System Requirements and Supported Platforms

For information pertaining to the requirements and recommendations you must consider before you proceed with the installation of the Conga product, see [System Requirements and Supported Platforms Matrix](#).

Upgrade Notes

For more information on the prerequisites and post-upgrade tasks, see [Upgrading CPQ](#).

⚠ Before you upgrade the CPQ packages in your org to February '23 release, please note the following points:

- If the CPQ package in your org is on any of the following releases, you must upgrade it to the Winter '20 patch (Winter20.02.26) before upgrading it to February '23 release:

Release	Package
Spring '20 or earlier release	Packages older than 12.0.1719 12.1719
Summer '20 patch older than Summer20.02.26	Packages older than 12.1.1787.99 12.1787.99
Winter '20 patch older than Winter20.02.26	Packages older than 12.2.1839.48 12.1839.48

- If the CPQ package in your org is on any of the following releases, you can directly upgrade it to February '23 release:

Release	Package
Latest Summer '20 patch (Summer20.02.26 or later)	12.0.1719 12.1719 or later
Latest Winter '20 patch (Winter20.02.26 or later)	12.2.1839.48 12.1839.48 or later
Spring '21 and any Spring '21 patches	13.0.1882 13.1882 or later
Summer '21 and any Summer '21 patches	13.1.1921 13.1921 or later
December '21 and any December '21 patches	13.2.1969 13.1969 or later
May '22 and any May '22 patches	14.0.1995 14.1995 or later
September '22 and any September '22 patches	14.1.2038 14.2038 or later
February '23 and any February '23 patches	15.0.2061 15.2061 or later

New Features

There are no new features in this release. Keep checking the Conga Documentation Portal for new updates.

Enhancements

There are no new enhancements in this release.

Data Model Changes

There are no data model changes in this release.

Fixed Issues

The following table lists the issue fixed in this release. If any actions are required, they will be listed in this table.

Case Number	Conga Internal ID	Description
NA	CPQ-58660	In Turbo mode, when you enter a negative quantity on the cart and reprice, the cart stops responding.

Known Issues

The following table provides the cumulative list of known issues up to this release.

Conga Internal ID	Description
CPQ-67084	CPQ displays the Reprice button instead of the Finalize button for renewal quotes.

Conga Internal ID	Description
CPQ-61272	<p>If you keep changing the attribute value multiple times and switching between the Product Attributes tab and the Product Options tab on the Configuration page, the Product Options tab disappears intermittently.</p> <p>Workaround: While changing attributes, you must wait until the constraint rule execution is complete.</p>
CPQ-58544	<p>You cannot finalize the Cart after revalidating the expired or inactive price list item (primary) of a product.</p>
CPQ-54022	<p>Turbo Integrations: Attribute-based pricing is not working for Numeric Expression.</p>
CPQ-63234	<p>Custom selling term calculation overridden by out-of-the-box (OOB) selling term due to leap year handling in the custom logic.</p>

DOC ID: CPQFEB23PRN20230811

February23.08.04 Release Notes

In these release notes, you can find packages, requirements, features, enhancements, fixed issues, and known issues for the CPQ February23.08.04 release. For documentation updates, see [What's New in CPQ Documentation](#).

i This documentation may describe optional features for which you have not purchased a license; therefore your solution or implementation may differ from what is described here. Contact your Customer Success Manager (CSM) or Account Executive (AE) to discuss your specific features and licensing.

Packages


The following packages and dependencies are required to upgrade to this release and use its new features. These are the *minimum* required versions; later versions are also supported. Prerequisites for each feature can be found in its documentation. Packages marked **(New)** are new for this release.

i You can register your org for the Conga Upgrade Program. Conga Upgrade Program is an automated tool that upgrades packages available in your Salesforce org (Production or Sandbox) to the latest versions. In addition, it also ensures all the Conga published managed packages are on the latest versions for your registered orgs. For more information, see [Registering for Conga Upgrade Program](#).

Package	Latest Certified Version Name	Latest Certified Version Number
Conga Approvals (New) (Required if you are using Approvals)	13.2.365	13.365.14
Conga Base Library (Required if you are using Conga Configuration & Pricing)	4.0.243.1	4.243.1
Conga Billing (New) (Required if you are using Conga Billing)	9.0.319.3	9.319.3

Package	Latest Certified Version Name	Latest Certified Version Number
Conga CLM Configuration Integration (New) (Required if you are using CLM)	15.0.0178.7	15.178.7
Conga Configuration & Pricing (New)	15.0.2062.74	15.2062.74
Conga Contract Lifecycle Management (New)	14.0.696.15	14.696.15
Conga CPQ Api	15.0.0131.3	15.131.3
Conga CPQ Approvals (Required if you are using Approvals on CPQ objects)	13.2.25	13.25
Conga CPQ Maximizer	8.0.0029	8.29
Conga CPQ Setup (Required if you are using CPQ Admin Console)	15.0.133.2	15.133.2
Conga Deal Maximizer Setup (Required if you are using Deal Maximizer)	8.0.0053	8.53
Conga Deal Maximizer	7.0.0007	7.7
Conga DocuSign Api	8.1.142	8.142.5
Conga Order Management	1.0.0000	1.0
Conga Promotions (Required if you are using Promotions)	1.0.0000	1.0
Conga Quote Approvals	7.1.10	7.10

Package	Latest Certified Version Name	Latest Certified Version Number
Conga Quote Asset Integration	6.5.0014	6.14
Conga Quote CLM Integration (New)	12.1.0084.2	12.84.2
Conga Quote Configuration Integration (New) (Required if you are using CPQ and Proposal Management)	15.0.0396.8	15.396.8
Conga Quote DocuSign Integration	4.1.22	4.22
Conga Quote Echosign Integration (You must install the latest Adobe Sign package to use this package)	3.1.17	3.17
Conga Quote Management (Required if you are using Proposal Management)	13.0.0263.2	13.263.2

 For more information on installing Conga managed packages, refer to [Installing CPQ Packages](#). For more information on upgrading Conga managed packages, refer to [Upgrading CPQ](#).

System Requirements and Supported Platforms

For information pertaining to the requirements and recommendations you must consider before you proceed with the installation of the Conga product, see [System Requirements and Supported Platforms Matrix](#).

Upgrade Notes

For more information on the prerequisites and post-upgrade tasks, see [Upgrading CPQ](#).

⚠ Before you upgrade the CPQ packages in your org to February '23 release, please note the following points:

- If the CPQ package in your org is on any of the following releases, you must upgrade it to the Winter '20 patch (Winter20.02.26) before upgrading it to February '23 release:

Release	Package
Spring '20 or earlier release	Packages older than 12.0.1719 12.1719
Summer '20 patch older than Summer20.02.26	Packages older than 12.1.1787.99 12.1787.99
Winter '20 patch older than Winter20.02.26	Packages older than 12.2.1839.48 12.1839.48

- If the CPQ package in your org is on any of the following releases, you can directly upgrade it to February '23 release:

Release	Package
Latest Summer '20 patch (Summer20.02.26 or later)	12.0.1719 12.1719 or later
Latest Winter '20 patch (Winter20.02.26 or later)	12.2.1839.48 12.1839.48 or later
Spring '21 and any Spring '21 patches	13.0.1882 13.1882 or later
Summer '21 and any Summer '21 patches	13.1.1921 13.1921 or later
December '21 and any December '21 patches	13.2.1969 13.1969 or later
May '22 and any May '22 patches	14.0.1995 14.1995 or later
September '22 and any September '22 patches	14.1.2038 14.2038 or later
February '23 and any February '23 patches	15.0.2061 15.2061 or later

New Features

The following feature is new to CPQ in this release.

Introducing a new Admin Setting

APTS_DisableAddToCartForBundlesThatRequireConfiguration

In this release, when you select the must-configure bundle on the catalog page, CPQ now disables the **Add to Cart** action button for such bundles and enables only **Configure** action button. This helps you to execute the *Option Filter Callback Class* based on the requirement.

For more information, see [Configuring Admin Settings](#).

Enhancements

The following enhancement is new to CPQ in this release.

Asset Based Ordering: Enhancement to the Renew Asset Feature

When you remove an option and add a new option in a bundle while performing the Renew through Installed Products, CPQ now displays the renewed date for the newly added option and bundle lines. Earlier, the date of the removed option is applied to the newly added option and bundle line.

For example, If there is a bundle with two options like *Option_1* and *Option_2* and when you try to replace *Option_1* with *Option_2* while renewing the asset, the start date for the *Option_2* and *Bundle line* incorrectly changes to the start date of the removed option (*Option_1*). From this release, the start date of the *Option_2* and *Bundle line* displays accurately when you perform such changes during the renewal.

For more information, see [Renewing an Asset](#).

Data Model Changes

There are no data model changes in this release.

Fixed Issues

The following table lists the issue fixed in this release. If any actions are required, they will be listed in this table.

Case Number	Conga Internal ID	Description
00837666	CPQ-67974	The custom trigger sets data in a special field for Order Line Items. When using the API to create Order Line Items, the trigger runs, filling the field. Then the code overwrites this data with Attribute Values, causing the trigger-set field to be blank again.

Known Issues

The following table provides the cumulative list of known issues up to this release.

Conga Internal ID	Description
CPQ-67084	CPQ displays the Reprice button instead of the Finalize button for renewal quotes.
CPQ-61272	If you keep changing the attribute value multiple times and switching between the Product Attributes tab and the Product Options tab on the Configuration page, the Product Options tab disappears intermittently. Workaround: While changing attributes, you must wait until the constraint rule execution is complete.
CPQ-58544	You cannot finalize the Cart after revalidating a product's expired or inactive price list item (primary).
CPQ-54022	Turbo Integrations: Attribute-based pricing is not working for Numeric Expression.

Conga Internal ID	Description
CPQ-63234	Custom selling term calculation overridden by out-of-the-box (OOB) selling term due to leap year handling in the custom logic.

DOC ID: CPQFEB23PRN20230810

February23.06.30 Release Notes

In these release notes, you can find packages, requirements, features, enhancements, fixed issues, and known issues for the CPQ February23.06.30 release. For documentation updates, see [What's New in CPQ Documentation](#).

i This documentation may describe optional features for which you have not purchased a license; therefore your solution or implementation may differ from what is described here. Contact your Customer Success Manager (CSM) or Account Executive (AE) to discuss your specific features and licensing.

Packages


The following packages and dependencies are required to upgrade to this release and use its new features. These are the *minimum* required versions; later versions are also supported. Prerequisites for each feature can be found in its documentation. Packages marked **(New)** are new for this release.

i You can register your org for the Conga Upgrade Program. Conga Upgrade Program is an automated tool that upgrades packages available in your Salesforce org (Production or Sandbox) to the latest versions. In addition, it also ensures all the Conga published managed packages are on the latest versions for your registered orgs. For more information, see [Registering for Conga Upgrade Program](#).

Package	Latest Certified Version Name	Latest Certified Version Number
Conga Approvals (New) (Required if you are using Approvals)	13.2.365.12	13.365.12
Conga Base Library (Required if you are using Conga Configuration & Pricing)	4.0.243.1	4.243.1
Conga Billing (Required if you are using Conga Billing)	9.0.319.2	9.319.2

Package	Latest Certified Version Name	Latest Certified Version Number
Conga CLM Configuration Integration (Required if you are using CLM)	15.0.0178.3	15.178.3
Conga Configuration & Pricing (New)	15.0.2062.51	15.2062.51
Conga Contract Lifecycle Management	14.0.696.13	14.696.13
Conga CPQ Api	15.0.0131.3	15.131.3
Conga CPQ Approvals (Required if you are using Approvals on CPQ objects)	13.2.25	13.25
Conga CPQ Maximizer	8.0.0029	8.29
Conga CPQ Setup (Required if you are using CPQ Admin Console)	15.0.133.2	15.133.2
Conga Deal Maximizer Setup (Required if you are using Deal Maximizer)	8.0.0053	8.53
Conga Deal Maximizer	7.0.0007	7.7
Conga DocuSign Api	8.1.142	8.142.5
Conga Order Management	1.0.0000	1.0
Conga Promotions (Required if you are using Promotions)	1.0.0000	1.0
Conga Quote Approvals	7.1.10	7.10
Conga Quote Asset Integration	6.5.0014	6.14

Package	Latest Certified Version Name	Latest Certified Version Number
Conga Quote CLM Integration	11.1.0082.3	11.82.3
Conga Quote Configuration Integration (Required if you are using CPQ and Proposal Management)	15.0.0396.4	15.396.4
Conga Quote DocuSign Integration	4.1.22	4.22
Conga Quote Echosign Integration (You must install the latest Adobe Sign package to use this package)	3.1.17	3.17
Conga Quote Management (Required if you are using Proposal Management)	13.0.0263.2	13.263.2


 For more information on installing Conga managed packages, refer to [Installing CPQ Packages](#). For more information on upgrading Conga managed packages, refer to [Upgrading CPQ](#).

System Requirements and Supported Platforms

For information pertaining to the requirements and recommendations you must consider before you proceed with the installation of the Conga product, see [System Requirements and Supported Platforms Matrix](#).

Upgrade Notes

For more information on the prerequisites and post-upgrade tasks, see [Upgrading CPQ](#).

 Before you upgrade the CPQ packages in your org to February '23 release, please note the following points:

- If the CPQ package in your org is on any of the following releases, you must upgrade it to the Winter '20 patch (Winter20.02.26) before upgrading it to February '23 release:

Release	Package
Spring '20 or earlier release	Packages older than 12.0.1719 12.1719
Summer '20 patch older than Summer20.02.26	Packages older than 12.1.1787.99 12.1787.99
Winter '20 patch older than Winter20.02.26	Packages older than 12.2.1839.48 12.1839.48

- If the CPQ package in your org is on any of the following releases, you can directly upgrade it to February '23 release:

Release	Package
Latest Summer '20 patch (Summer20.02.26 or later)	12.0.1719 12.1719 or later
Latest Winter '20 patch (Winter20.02.26 or later)	12.2.1839.48 12.1839.48 or later
Spring '21 and any Spring '21 patches	13.0.1882 13.1882 or later
Summer '21 and any Summer '21 patches	13.1.1921 13.1921 or later
December '21 and any December '21 patches	13.2.1969 13.1969 or later
May '22 and any May '22 patches	14.0.1995 14.1995 or later
September '22 and any September '22 patches	14.1.2038 14.2038 or later
February '23 and any February '23 patches	15.0.2061 15.2061 or later

New Features

There are no new features in this release. Keep checking the Conga Documentation Portal for new updates.

Enhancements

There are no new enhancements in this release.

Data Model Changes

There are no data model changes in this release.

Fixed Issues

The following table lists the issues fixed in this release. If any actions are required, they will be listed in this table.

Case Number	Conga Internal ID	Description
00846168	CPQ-67620	An auto-inclusion constraint rule of the option product does not behave as intended. In some cases, CPQ adds the option product successfully, while in other cases, CPQ does not add it as intended.
00842221	CPQ-66934	You cannot configure the Feature values for a product after associating the Feature Set to the product.
00836200	CPQ-64115	For custom ramps, dates for option products do not correlate when you change bundle dates.

Known Issues

The following table provides the cumulative list of known issues up to this release.

Conga Internal ID	Description
CPQ-67084	CPQ displays the Reprice button instead of the Finalize button for renewal quotes.

Conga Internal ID	Description
CPQ-61272	<p>If you keep changing the attribute value multiple times and switching between the Product Attributes tab and the Product Options tab on the Configuration page, the Product Options tab disappears intermittently.</p> <p>Workaround: While changing attributes, you must wait until the constraint rule execution is complete.</p>
CPQ-58544	<p>You cannot finalize the Cart after revalidating the expired or inactive price list item (primary) of a product.</p>
CPQ-54022	<p>Turbo Integrations: Attribute-based pricing is not working for Numeric Expression.</p>
CPQ-63234	<p>Custom selling term calculation overridden by out-of-the-box (OOB) selling term due to leap year handling in the custom logic.</p>

DOC ID: CPQFEB23PRN20230630

February23.06.14 Release Notes

In these release notes, you can find packages, requirements, features, enhancements, fixed issues, and known issues for the CPQ February23.06.14 release. For documentation updates, see [What's New in CPQ Documentation](#).

i This documentation may describe optional features for which you have not purchased a license; therefore your solution or implementation may differ from what is described here. Contact your Customer Success Manager (CSM) or Account Executive (AE) to discuss your specific features and licensing.

Packages


The following packages and dependencies are required to upgrade to this release and use its new features. These are the *minimum* required versions; later versions are also supported. Prerequisites for each feature can be found in its documentation. Packages marked **(New)** are new for this release.

i You can register your org for the Conga Upgrade Program. Conga Upgrade Program is an automated tool that upgrades packages available in your Salesforce org (Production or Sandbox) to the latest versions. In addition, it also ensures all the Conga published managed packages are on the latest versions for your registered orgs. For more information, see [Registering for Conga Upgrade Program](#).

Package	Latest Certified Version Name	Latest Certified Version Number
Conga Approvals (New) (Required if you are using Approvals)	13.2.365.9	13.365.9
Conga Base Library (Required if you are using Conga Configuration & Pricing)	4.0.243.1	4.243.1
Conga Billing (New) (Required if you are using Conga Billing)	9.0.319.2	9.319.2

Package	Latest Certified Version Name	Latest Certified Version Number
Conga CLM Configuration Integration (Required if you are using CLM)	15.0.0178.3	15.178.3
Conga Configuration & Pricing (New)	15.0.2062.44	15.2062.44
Conga Contract Lifecycle Management (New)	14.0.696.13	14.696.13
Conga CPQ Api (New)	15.0.0131.3	15.131.3
Conga CPQ Approvals (Required if you are using Approvals on CPQ objects)	13.2.25	13.25
Conga CPQ Maximizer	8.0.0029	8.29
Conga CPQ Setup (Required if you are using CPQ Admin Console)	15.0.133.2	15.133.2
Conga Deal Maximizer Setup (Required if you are using Deal Maximizer)	8.0.0053	8.53
Conga Deal Maximizer	7.0.0007	7.7
Conga DocuSign Api	8.1.142	8.142.5
Conga Order Management	1.0.0000	1.0
Conga Promotions (Required if you are using Promotions)	1.0.0000	1.0
Conga Quote Approvals	7.1.10	7.10
Conga Quote Asset Integration	6.5.0014	6.14

Package	Latest Certified Version Name	Latest Certified Version Number
Conga Quote CLM Integration	11.1.0082.3	11.82.3
Conga Quote Configuration Integration (Required if you are using CPQ and Proposal Management)	15.0.0396.4	15.396.4
Conga Quote DocuSign Integration	4.1.22	4.22
Conga Quote Echosign Integration (You must install the latest Adobe Sign package to use this package)	3.1.17	3.17
Conga Quote Management (Required if you are using Proposal Management)	13.0.0263.2	13.263.2


 For more information on installing Conga managed packages, refer to [Installing CPQ Packages](#). For more information on upgrading Conga managed packages, refer to [Upgrading CPQ](#).

System Requirements and Supported Platforms

For information pertaining to the requirements and recommendations you must consider before you proceed with the installation of the Conga product, see [System Requirements and Supported Platforms Matrix](#).

Upgrade Notes

For more information on the prerequisites and post-upgrade tasks, see [Upgrading CPQ](#).

 Before you upgrade the CPQ packages in your org to February '23 release, please note the following points:

- If the CPQ package in your org is on any of the following releases, you must upgrade it to the Winter '20 patch (Winter20.02.26) before upgrading it to February '23 release:

Release	Package
Spring '20 or earlier release	Packages older than 12.0.1719 12.1719
Summer '20 patch older than Summer20.02.26	Packages older than 12.1.1787.99 12.1787.99
Winter '20 patch older than Winter20.02.26	Packages older than 12.2.1839.48 12.1839.48

- If the CPQ package in your org is on any of the following releases, you can directly upgrade it to February '23 release:

Release	Package
Latest Summer '20 patch (Summer20.02.26 or later)	12.0.1719 12.1719 or later
Latest Winter '20 patch (Winter20.02.26 or later)	12.2.1839.48 12.1839.48 or later
Spring '21 and any Spring '21 patches	13.0.1882 13.1882 or later
Summer '21 and any Summer '21 patches	13.1.1921 13.1921 or later
December '21 and any December '21 patches	13.2.1969 13.1969 or later
May '22 and any May '22 patches	14.0.1995 14.1995 or later
September '22 and any September '22 patches	14.1.2038 14.2038 or later
February '23 and any February '23 patches	15.0.2061 15.2061 or later

New Features

There are no new features in this release. Keep checking the Conga Documentation Portal for new updates.

Enhancements

There are no new enhancements in this release.

Data Model Changes

There are no data model changes in this release.

Fixed Issues

The following table lists the issue fixed in this release. If any actions are required, they will be listed in this table.

Case Number	Conga Internal ID	Description
00843789	CPQ-67116	<p>When you update start date and end date and recalculate the selling term using the <code>Apttus_CPQApi.CPQWebService.updateQuoteTerm(updateQTRequest)</code> API, CPQ displays the following error:</p> <p>"System.SObjectException: SObject row was retrieved via SOQL without querying the requested field: Apttus_Config2_LineItemc.Apttus_Config2SellingUom_c"</p> <p>This issue happens after you upgrade CPQ from December '21 to February '23.</p>

Known Issues

The following table provides the cumulative list of known issues up to this release.

Conga Internal ID	Description
CPQ-67084	CPQ displays the Reprice button instead of the Finalize button for renewal quotes.

Conga Internal ID	Description
CPQ-61272	<p>If you keep changing the attribute value multiple times and switching between the Product Attributes tab and the Product Options tab on the Configuration page, the Product Options tab disappears intermittently.</p> <p>Workaround: While changing attributes, you must wait until the constraint rule execution is complete.</p>
CPQ-58544	<p>You cannot finalize the Cart after revalidating the expired or inactive price list item (primary) of a product.</p>
CPQ-54022	<p>Turbo Integrations: Attribute-based pricing is not working for Numeric Expression.</p>
CPQ-63234	<p>Custom selling term calculation overridden by out-of-the-box (OOB) selling term due to leap year handling in the custom logic.</p>

DOC ID: CPQFEB23PRN20230619

February23.06.09 Release Notes

In these release notes, you can find packages, requirements, features, enhancements, fixed issues, and known issues for the CPQ February23.06.09 release. For documentation updates, see [What's New in CPQ Documentation](#).

i This documentation may describe optional features for which you have not purchased a license; therefore your solution or implementation may differ from what is described here. Contact your Customer Success Manager (CSM) or Account Executive (AE) to discuss your specific features and licensing.

Packages

The following packages and dependencies are required to upgrade to this release and use its new features. These are the *minimum* required versions; later versions are also supported. Prerequisites for each feature can be found in its documentation. Packages marked **(New)** are new for this release.

i You can register your org for the Conga Upgrade Program. Conga Upgrade Program is an automated tool that upgrades packages available in your Salesforce org (Production or Sandbox) to the latest versions. In addition, it also ensures all the Conga published managed packages are on the latest versions for your registered orgs. For more information, see [Registering for Conga Upgrade Program](#).

Package	Latest Certified Version Name	Latest Certified Version Number
Conga Approvals (Required if you are using Approvals)	13.2.365.5	13.365.5
Conga Base Library (Required if you are using Conga Configuration & Pricing)	4.0.243.1	4.243.1
Conga Billing (Required if you are using Conga Billing)	9.0.319	9.319

Package	Latest Certified Version Name	Latest Certified Version Number
Conga CLM Configuration Integration (New) (Required if you are using CLM)	15.0.0178.3	15.178.3
Conga Configuration & Pricing (New)	15.0.2062.40	15.2062.40
Conga Contract Lifecycle Management	14.0.696.12	14.696.12
Conga CPQ Api (New)	15.0.0131.1	15.131.1
Conga CPQ Approvals (Required if you are using Approvals on CPQ objects)	13.2.25	13.25
Conga CPQ Maximizer	8.0.0029	8.29
Conga CPQ Setup (New) (Required if you are using CPQ Admin Console)	15.0.133.2	15.133.2
Conga Deal Maximizer Setup (Required if you are using Deal Maximizer)	8.0.0053	8.53
Conga Deal Maximizer	7.0.0007	7.7
Conga DocuSign Api	8.1.142	8.142.5
Conga Order Management	1.0.0000	1.0
Conga Promotions (Required if you are using Promotions)	1.0.0000	1.0
Conga Quote Approvals	7.1.10	7.10
Conga Quote Asset Integration	6.5.0014	6.14

Package	Latest Certified Version Name	Latest Certified Version Number
Conga Quote CLM Integration (New)	11.1.0082.3	11.82.3
Conga Quote Configuration Integration (New) (Required if you are using CPQ and Proposal Management)	15.0.0396.4	15.396.4
Conga Quote DocuSign Integration	4.1.22	4.22
Conga Quote Echosign Integration (You must install the latest Adobe Sign package to use this package)	3.1.17	3.17
Conga Quote Management (Required if you are using Proposal Management)	13.0.0263.2	13.263.2


 For more information on installing Conga managed packages, refer to [Installing CPQ Packages](#). For more information on upgrading Conga managed packages, refer to [Upgrading CPQ](#).

System Requirements and Supported Platforms

For information pertaining to the requirements and recommendations you must consider before you proceed with the installation of the Conga product, see [System Requirements and Supported Platforms Matrix](#).

Upgrade Notes

For more information on the prerequisites and post-upgrade tasks, see [Upgrading CPQ](#).

 Before you upgrade the CPQ packages in your org to February '23 release, please note the following points:

- If the CPQ package in your org is on any of the following releases, you must upgrade it to the Winter '20 patch (Winter20.02.26) before upgrading it to February '23 release:

Release	Package
Spring '20 or earlier release	Packages older than 12.0.1719 12.1719
Summer '20 patch older than Summer20.02.26	Packages older than 12.1.1787.99 12.1787.99
Winter '20 patch older than Winter20.02.26	Packages older than 12.2.1839.48 12.1839.48

- If the CPQ package in your org is on any of the following releases, you can directly upgrade it to February '23 release:

Release	Package
Latest Summer '20 patch (Summer20.02.26 or later)	12.0.1719 12.1719 or later
Latest Winter '20 patch (Winter20.02.26 or later)	12.2.1839.48 12.1839.48 or later
Spring '21 and any Spring '21 patches	13.0.1882 13.1882 or later
Summer '21 and any Summer '21 patches	13.1.1921 13.1921 or later
December '21 and any December '21 patches	13.2.1969 13.1969 or later
May '22 and any May '22 patches	14.0.1995 14.1995 or later
September '22 and any September '22 patches	14.1.2038 14.2038 or later
February '23 and any February '23 patches	15.0.2061 15.2061 or later

New Features

There are no new features in this release. Keep checking the Conga Documentation Portal for new updates.

Enhancements

There are no new enhancements in this release.

Data Model Changes

There are no data model changes in this release.

Fixed Issues

The following table lists the issues fixed in this release. If any actions are required, they will be listed in this table.

Case Number	Conga Internal ID	Description
00845980	CPQ-67630	While executing the SmartSearchSync job, CPQ displays the following error: No such column 'ABOType_c' on entity 'Product2'. If you are attempting to use a custom field, be sure to append the '_c' after the custom field name. Please reference your WSDL or the describe call for the appropriate names.
00845381	CPQ-67440	When you click Update Expression Field during Criteria Maintenance , CPQ displays the following error: First error: Apex heap size too large: 13633501 For more information, see Configuring Admin Settings .

Case Number	Conga Internal ID	Description
00843789	CPQ-67116	<p>When you update start date and end date and recalculate the selling term using the Apttus_CPQApi.CPQWebService.updateQuoteTerm(updateQTRequest) API, CPQ displays the following error:</p> <p>"System.SObjectException: SObject row was retrieved via SOQL without querying the requested field: Apttus_Config2_LineItemc.Apttus_Config2SellingUom_c"</p> <p>This issue happens after you upgrade CPQ from December '21 to February '23.</p>
00840321	CPQ-66948	When a billing plan is created in quote and an agreement is created from it, a dummy billing plan is created in agreement.
00837476	CPQ-66605	While using the Same Day Cancellation setting, you are facing issues in use cases such as full termination and cancellation during renewals.

Known Issues

The following table provides the cumulative list of known issues up to this release.

Conga Internal ID	Description
CPQ-67084	CPQ displays the Reprice button instead of the Finalize button for renewal quotes.
CPQ-61272	<p>If you keep changing the attribute value multiple times and switching between the Product Attributes tab and the Product Options tab on the Configuration page, the Product Options tab disappears intermittently.</p> <p>Workaround: While changing attributes, you must wait until the constraint rule execution is complete.</p>

Conga Internal ID	Description
CPQ-58544	You cannot finalize the Cart after revalidating the expired or inactive price list item (primary) of a product.
CPQ-54022	Turbo Integrations: Attribute-based pricing is not working for Numeric Expression.
CPQ-63234	Custom selling term calculation overridden by out-of-the-box (OOB) selling term due to leap year handling in the custom logic.

DOC ID: CPQFEB23PRNREV20240402

February23.05.19 Release Notes

In these release notes, you can find packages, requirements, features, enhancements, fixed issues, and known issues for the CPQ February23.05.19 release. For documentation updates, see [What's New in CPQ Documentation](#).

i This documentation may describe optional features for which you have not purchased a license; therefore your solution or implementation may differ from what is described here. Contact your Customer Success Manager (CSM) or Account Executive (AE) to discuss your specific features and licensing.

Packages

The following packages and dependencies are required to upgrade to this release and use its new features. These are the *minimum* required versions; later versions are also supported. Prerequisites for each feature can be found in its documentation. Packages marked **(New)** are new for this release.

i You can register your org for the Conga Upgrade Program. Conga Upgrade Program is an automated tool that upgrades packages available in your Salesforce org (Production or Sandbox) to the latest versions. In addition, it also ensures all the Conga published managed packages are on the latest versions for your registered orgs. For more information, see [Registering for Conga Upgrade Program](#).

Package	Latest Certified Version Name	Latest Certified Version Number
Conga Approvals (Required if you are using Approvals)	13.2.365.5	13.365.5
Conga Base Library (Required if you are using Conga Configuration & Pricing)	4.0.243.1	4.243.1
Conga Billing (Required if you are using Conga Billing)	9.0.319	9.319

Package	Latest Certified Version Name	Latest Certified Version Number
Conga CLM Configuration Integration (New) (Required if you are using CLM)	15.0.0178.2	15.178.2
Conga Configuration & Pricing (New)	15.0.2062.32	15.2062.32
Conga Contract Lifecycle Management	14.0.696.12	14.696.12
Conga CPQ Api	15.0.0131	15.131
Conga CPQ Approvals (Required if you are using Approvals on CPQ objects)	13.2.25	13.25
Conga CPQ Maximizer	8.0.0029	8.29
Conga CPQ Setup (New) (Required if you are using CPQ Admin Console)	15.0.133.1	15.133.1
Conga Deal Maximizer Setup (New) (Required if you are using Deal Maximizer)	8.0.0053	8.53
Conga Deal Maximizer	7.0.0007	7.7
Conga DocuSign Api	8.1.142	8.142.5
Conga Order Management	1.0.0000	1.0
Conga Promotions (Required if you are using Promotions)	1.0.0000	1.0
Conga Quote Approvals	7.1.10	7.10

Package	Latest Certified Version Name	Latest Certified Version Number
Conga Quote Asset Integration	6.5.0014	6.14
Conga Quote CLM Integration	11.1.0082	11.82
Conga Quote Configuration Integration (New) (Required if you are using CPQ and Proposal Management)	15.0.0396.3	15.396.3
Conga Quote DocuSign Integration	4.1.22	4.22
Conga Quote Echosign Integration (You must install the latest Adobe Sign package to use this package)	3.1.17	3.17
Conga Quote Management (New) (Required if you are using Proposal Management)	13.0.0263.2	13.263.2

 For more information on installing Conga managed packages, refer to [Installing CPQ Packages](#). For more information on upgrading Conga managed packages, refer to [Upgrading CPQ](#).

System Requirements and Supported Platforms

For information pertaining to the requirements and recommendations you must consider before you proceed with the installation of the Conga product, see [System Requirements and Supported Platforms Matrix](#).

Upgrade Notes

For more information on the prerequisites and post-upgrade tasks, see [Upgrading CPQ](#).

⚠ Before you upgrade the CPQ packages in your org to February '23 release, please note the following points:

- If the CPQ package in your org is on any of the following releases, you must upgrade it to the Winter '20 patch (Winter20.02.26) before upgrading it to February '23 release:

Release	Package
Spring '20 or earlier release	Packages older than 12.0.1719 12.1719
Summer '20 patch older than Summer20.02.26	Packages older than 12.1.1787.99 12.1787.99
Winter '20 patch older than Winter20.02.26	Packages older than 12.2.1839.48 12.1839.48

- If the CPQ package in your org is on any of the following releases, you can directly upgrade it to February '23 release:

Release	Package
Latest Summer '20 patch (Summer20.02.26 or later)	12.0.1719 12.1719 or later
Latest Winter '20 patch (Winter20.02.26 or later)	12.2.1839.48 12.1839.48 or later
Spring '21 and any Spring '21 patches	13.0.1882 13.1882 or later
Summer '21 and any Summer '21 patches	13.1.1921 13.1921 or later
December '21 and any December '21 patches	13.2.1969 13.1969 or later
May '22 and any May '22 patches	14.0.1995 14.1995 or later
September '22 and any September '22 patches	14.1.2038 14.2038 or later
February '23 and any February '23 patches	15.0.2061 15.2061 or later

New Features

There are no new features in this release. Keep checking the Conga Documentation Portal for new updates.

Enhancements

There are no new enhancements in this release.

Data Model Changes

There are no data model changes in this release.

Fixed Issues

The following table lists the issues fixed in this release. If any actions are required, they will be listed in this table.

Case Number	Conga Internal ID	Description
00839046	CPQ-65232	While sending a proposal through email, CPQ sends the email to the primary contact without it being a recipient. This happens even though you replace the default primary contact with another email ID in the TO field on the Send Email page.
00831008	CPQ-63451	The getAllRulesForProduct method is failing with the "Apex Heap size too large error" in the CPQ Admin UI. The chunking parameter is hardcoded as 50 in the productconstant.js file. Resolution Info: The chunking parameter is now configurable. You can set this parameter to a lower number as required.
00827434	CPQ-62454	After you click Add/Remove on an option, CPQ does not update the assets on its sub-component pop-up.

Case Number	Conga Internal ID	Description
00820901	CPQ-62096	While renewing an asset, CPQ does not disable the Update Price button on the attribute configuration page even though you select attributes according to the constraint rule validation.

Known Issues

The following table provides the cumulative list of known issues up to this release.

Conga Internal ID	Description
CPQ-67084	CPQ displays the Reprice button instead of the Finalize button for renewal quotes.
CPQ-61272	<p>If you keep changing the attribute value multiple times and switching between the Product Attributes tab and the Product Options tab on the Configuration page, the Product Options tab disappears intermittently.</p> <p>Workaround: While changing attributes, you must wait until the constraint rule execution is complete.</p>
CPQ-58544	You cannot finalize the Cart after revalidating the expired or inactive price list item (primary) of a product.
CPQ-54022	Turbo Integrations: Attribute-based pricing is not working for Numeric Expression.
CPQ-63234	Custom selling term calculation overridden by out-of-the-box (OOB) selling term due to leap year handling in the custom logic.

DOC ID: CPQFEB23PRNREVA20230523

February23.04.28 Release Notes

In these release notes, you can find packages, requirements, features, enhancements, fixed issues, and known issues for the CPQ February23.04.28 release. For documentation updates, see [What's New in CPQ Documentation](#).

i This documentation may describe optional features for which you have not purchased a license; therefore your solution or implementation may differ from what is described here. Contact your Customer Success Manager (CSM) or Account Executive (AE) to discuss your specific features and licensing.

Packages

The following packages and dependencies are required to upgrade to this release and use its new features. These are the *minimum* required versions; later versions are also supported. Prerequisites for each feature can be found in its documentation. Packages marked **(New)** are new for this release.

i You can register your org for the Conga Upgrade Program. Conga Upgrade Program is an automated tool that upgrades packages available in your Salesforce org (Production or Sandbox) to the latest versions. In addition, it also ensures all the Conga published managed packages are on the latest versions for your registered orgs. For more information, see [Registering for Conga Upgrade Program](#).

Package	Latest Certified Version Name	Latest Certified Version Number
Conga Approvals (New) (Required if you are using Approvals)	13.2.365.5	13.365.5
Conga Base Library (Required if you are using Conga Configuration & Pricing)	4.0.243.1	4.243.1
Conga Billing (Required if you are using Conga Billing)	9.0.319	9.319

Package	Latest Certified Version Name	Latest Certified Version Number
Conga CLM Configuration Integration (Required if you are using CLM)	15.0.0178	15.178
Conga Configuration & Pricing (New)	15.0.2062.25	15.2062.25
Conga Contract Lifecycle Management (New)	14.0.696.12	14.696.12
Conga CPQ Api	15.0.0131	15.131
Conga CPQ Approvals (Required if you are using Approvals on CPQ objects)	13.2.25	13.25
Conga CPQ Maximizer	8.0.0029	8.29
Conga CPQ Setup (Required if you are using CPQ Admin Console)	15.0.133	15.133
Conga Deal Maximizer Setup (Required if you are using Deal Maximizer)	8.0.0052	8.52
Conga Deal Maximizer	7.0.0007	7.7
Conga DocuSign Api	8.1.142	8.142.5
Conga Order Management	1.0.0000	1.0
Conga Promotions (Required if you are using Promotions)	1.0.0000	1.0
Conga Quote Approvals	7.1.10	7.10

Package	Latest Certified Version Name	Latest Certified Version Number
Conga Quote Asset Integration	6.5.0014	6.14
Conga Quote CLM Integration	11.1.0082	11.82
Conga Quote Configuration Integration (Required if you are using CPQ and Proposal Management)	15.0.0396	15.396
Conga Quote DocuSign Integration	4.1.22	4.22
Conga Quote Echosign Integration (You must install the latest Adobe Sign package to use this package)	3.1.17	3.17
Conga Quote Management (Required if you are using Proposal Management)	13.0.0263.1	13.263.1

 For more information on installing Conga managed packages, refer to [Installing CPQ Packages](#). For more information on upgrading Conga managed packages, refer to [Upgrading CPQ](#).

System Requirements and Supported Platforms

For information pertaining to the requirements and recommendations you must consider before you proceed with the installation of the Conga product, see [System Requirements and Supported Platforms Matrix](#).

Upgrade Notes

For more information on the prerequisites and post-upgrade tasks, see [Upgrading CPQ](#).

⚠ Before you upgrade the CPQ packages in your org to February '23 release, please note the following points:

- If the CPQ package in your org is on any of the following releases, you must upgrade it to the Winter '20 patch (Winter20.02.26) before upgrading it to February '23 release:

Release	Package
Spring '20 or earlier release	Packages older than 12.0.1719 12.1719
Summer '20 patch older than Summer20.02.26	Packages older than 12.1.1787.99 12.1787.99
Winter '20 patch older than Winter20.02.26	Packages older than 12.2.1839.48 12.1839.48

- If the CPQ package in your org is on any of the following releases, you can directly upgrade it to February '23 release:

Release	Package
Latest Summer '20 patch (Summer20.02.26 or later)	12.0.1719 12.1719 or later
Latest Winter '20 patch (Winter20.02.26 or later)	12.2.1839.48 12.1839.48 or later
Spring '21 and any Spring '21 patches	13.0.1882 13.1882 or later
Summer '21 and any Summer '21 patches	13.1.1921 13.1921 or later
December '21 and any December '21 patches	13.2.1969 13.1969 or later
May '22 and any May '22 patches	14.0.1995 14.1995 or later
September '22 and any September '22 patches	14.1.2038 14.2038 or later
February '23 and any February '23 patches	15.0.2061 15.2061 or later

New Features

The following features are new to CPQ in this release.

Introducing a new Admin Setting **APTS_OpenNewTabOnCartAction**

When you try to perform any cart actions, a new web browser tab is opened by default to perform them. But, after finalizing the cart, the new tab still stays and creates confusion about whether the cart actions are performed successfully or not. The new admin setting *APTS_OpenNewTabOnCartAction* is introduced to decide where the cart actions are to be performed.

For more information, see [Configuring Admin Settings](#).

Introducing a new Admin Setting **APTS_HideCartKebabMenuColumn**

In this release, you can control the additional action column (or kebab menu column) visibility on the cart grid. Using this admin setting, you can hide or show the additional column based on the requirement.

For more information, see [Configuring Admin Settings](#).

Introducing a new Admin Setting **APTS_ReorderBasedOnLineSequence**

CPQ introduces an admin setting *APTS_ReorderBasedOnLineSequence* to display the line item in the same sequence as it was reordered on the UI. For example, on the cart page, when you rearrange the line item sequence using the drag and drop method in the UI, and then call this *APTS_ReorderBasedOnLineSequence* admin setting, the UI changes are honored, and the line items are reordered according to the order displayed on the UI.

For more information, see [Configuring Admin Settings](#).

Enhancements

There are no new enhancements in this release.

Data Model Changes

There are no data model changes in this release.

Fixed Issues

The following table lists the issues fixed in this release. If any actions are required, they will be listed in this table.

Case Number	Conga Internal ID	Description
00826283	CPQ-65196	When using the Console app to work with configuration, the Finalize button opens a new sub-tab leaving the cart tab open.
00813487	CPQ-64733	There is an additional blank column between the Product and Quantity columns which stretches the view of cart page. The admin setting <i>APTS_HideCartKebabMenuColumn</i> is introduced to hide the additional action column on the cart grid.
NA	CPQ-64727	When you reorder the line item sequence from the user interface and call <code>Apttus_Config2.CartService.updateLineSequence</code> on the save action, the admin setting does not honor the UI changes and reorders the line items based on the order of insertion.
00832067	CPQ-63466	When you reprice the cart, CPQ removes all usage price tier values.

Known Issues

The following table provides the cumulative list of known issues up to this release.

Conga Internal ID	Description
CPQ-61272	<p>If you keep changing the attribute value multiple times and switching between the Product Attributes tab and the Product Options tab on the Configuration page, the Product Options tab disappears intermittently.</p> <p>Workaround: While changing attributes, you must wait until the constraint rule execution is complete.</p>
CPQ-58544	<p>You cannot finalize the Cart after revalidating the expired or inactive price list item (primary) of a product.</p>
CPQ-54022	<p>Turbo Integrations: Attribute-based pricing is not working for Numeric Expression.</p>
CPQ-63234	<p>Custom selling term calculation overridden by out-of-the-box (OOB) selling term due to leap year handling in the custom logic.</p>

DOC ID: CPQFEB23PRN20230428

February23.04.07 Release Notes

In these release notes, you can find packages, requirements, features, enhancements, fixed issues, and known issues for the CPQ February23.04.07 release. For documentation updates, see [What's New in CPQ Documentation](#).

i This documentation may describe optional features for which you have not purchased a license; therefore your solution or implementation may differ from what is described here. Contact your Customer Success Manager (CSM) or Account Executive (AE) to discuss your specific features and licensing.

Packages


The following packages and dependencies are required to upgrade to this release and use its new features. These are the *minimum* required versions; later versions are also supported. Prerequisites for each feature can be found in its documentation. Packages marked **(New)** are new for this release.

i You can register your org for the Conga Upgrade Program. Conga Upgrade Program is an automated tool that upgrades packages available in your Salesforce org (Production or Sandbox) to the latest versions. In addition, it also ensures all the Conga published managed packages are on the latest versions for your registered orgs. For more information, see [Registering for Conga Upgrade Program](#).

Package	Latest Certified Version Name	Latest Certified Version Number
Conga Approvals (New) (Required if you are using Approvals)	13.2.365.4	13.365.4
Conga Base Library (New) (Required if you are using Conga Configuration & Pricing)	4.0.243.1	4.243.1
Conga Billing (Required if you are using Conga Billing)	9.0.319	9.319

Package	Latest Certified Version Name	Latest Certified Version Number
Conga CLM Configuration Integration (Required if you are using CLM)	15.0.0178	15.178
Conga Configuration & Pricing (New)	15.0.2062.20	15.2062.20
Conga Contract Lifecycle Management (New)	14.0.696.10	14.696.10
Conga CPQ Api	15.0.0131	15.131
Conga CPQ Approvals (Required if you are using Approvals on CPQ objects)	13.2.25	13.25
Conga CPQ Maximizer	8.0.0029	8.29
Conga CPQ Setup (Required if you are using CPQ Admin Console)	15.0.133	15.133
Conga Deal Maximizer Setup (Required if you are using Deal Maximizer)	8.0.0052	8.52
Conga Deal Maximizer	7.0.0007	7.7
Conga DocuSign Api	8.1.142	8.142.5
Conga Order Management	1.0.0000	1.0
Conga Promotions (Required if you are using Promotions)	1.0.0000	1.0
Conga Quote Approvals (New)	7.1.10	7.10
Conga Quote Asset Integration	6.5.0014	6.14

Package	Latest Certified Version Name	Latest Certified Version Number
Conga Quote CLM Integration	11.1.0082	11.82
Conga Quote Configuration Integration (Required if you are using CPQ and Proposal Management)	15.0.0396	15.396
Conga Quote DocuSign Integration	4.1.22	4.22
Conga Quote Echosign Integration (You must install the latest Adobe Sign package to use this package)	3.1.17	3.17
Conga Quote Management (New) (Required if you are using Proposal Management)	13.0.0263.1	13.263.1


 For more information on installing Conga managed packages, refer to [Installing CPQ Packages](#). For more information on upgrading Conga managed packages, refer to [Upgrading CPQ](#).

System Requirements and Supported Platforms

For information pertaining to the requirements and recommendations you must consider before you proceed with the installation of the Conga product, see [System Requirements and Supported Platforms Matrix](#).

Upgrade Notes

For more information on the prerequisites and post-upgrade tasks, see [Upgrading CPQ](#).

 Before you upgrade the CPQ packages in your org to February '23 release, please note the following points:

- If the CPQ package in your org is on any of the following releases, you must upgrade it to the Winter '20 patch (Winter20.02.26) before upgrading it to February '23 release:

Release	Package
Spring '20 or earlier release	Packages older than 12.0.1719 12.1719
Summer '20 patch older than Summer20.02.26	Packages older than 12.1.1787.99 12.1787.99
Winter '20 patch older than Winter20.02.26	Packages older than 12.2.1839.48 12.1839.48

- If the CPQ package in your org is on any of the following releases, you can directly upgrade it to February '23 release:

Release	Package
Latest Summer '20 patch (Summer20.02.26 or later)	12.0.1719 12.1719 or later
Latest Winter '20 patch (Winter20.02.26 or later)	12.2.1839.48 12.1839.48 or later
Spring '21 and any Spring '21 patches	13.0.1882 13.1882 or later
Summer '21 and any Summer '21 patches	13.1.1921 13.1921 or later
December '21 and any December '21 patches	13.2.1969 13.1969 or later
May '22 and any May '22 patches	14.0.1995 14.1995 or later
September '22 and any September '22 patches	14.1.2038 14.2038 or later
February '23 and any February '23 patches	15.0.2061 15.2061 or later

New Features

There are no new features in this release. Keep checking the Conga Documentation Portal for new updates.

Enhancements

The following section describes the existing feature that are changed (or are no longer supported) in this release.

Prevent Users from Finalizing a Cart If Bundle Configuration Does Not Honor Min Options for an Option Group

CPQ can now prevent sales representatives from finalizing the cart if the bundle configuration does not honor the **Min Options** configured for an option group of that bundle. This feature is useful when:

- **Min Options** is defined for an option group.
- The option group is hidden because the options under it do not have any active price list items.
- The Sales Representative finalizes the cart when there are no active products in an option group to fulfil the minimum number of options.

CPQ introduces an admin setting `APTS_ExecuteMinMaxRulesOnInactiveOptions` to execute this feature. When this admin setting is set to True, CPQ displays an error message that configuration is pending for the bundle that has the option group (where options have inactive PLIs). Thus, CPQ prevents Sales Representatives from finalizing such carts.

For more information, see [Configuring Admin Settings](#) and [Finalizing the Shopping Cart](#).

Data Model Changes

There are no data model changes in this release.

Fixed Issues

The following table lists the issues fixed in this release. If any actions are required, they will be listed in this table.

Case Number	Conga Internal ID	Description
00835997	CPQ-64044	You encounter an <i>Attempt to de-reference</i> error on loading the coupon page on any incentives.
PST-2871	CPQ-63926	You encounter an error when you change the default contract type multiple times while configuring the services.

Known Issues

The following table provides the cumulative list of known issues up to this release.

Conga Internal ID	Description
CPQ-61272	If you keep changing the attribute value multiple times and switching between the Product Attributes tab and the Product Options tab on the Configuration page, the Product Options tab disappears intermittently. Workaround: While changing attributes, you must wait until the constraint rule execution is complete.
CPQ-58544	You cannot finalize the Cart after revalidating the expired or inactive price list item (primary) of a product.
CPQ-54022	Turbo Integrations: Attribute-based pricing is not working for Numeric Expression.
CPQ-63234	Custom selling term calculation overridden by out-of-the-box (OOB) selling term due to leap year handling in the custom logic.

DOC ID: CPQFEB23PRN20230411

February23.03.17 Release Notes

In these release notes, you can find packages, requirements, features, enhancements, fixed issues, and known issues for the CPQ February23.03.17 release. For documentation updates, see [What's New in CPQ Documentation](#).

i This documentation may describe optional features for which you have not purchased a license; therefore your solution or implementation may differ from what is described here. Contact your Customer Success Manager (CSM) or Account Executive (AE) to discuss your specific features and licensing.

Packages


The following packages and dependencies are required to upgrade to this release and use its new features. These are the *minimum* required versions; later versions are also supported. Prerequisites for each feature can be found in its documentation. Packages marked **(New)** are new for this release.

i You can register your org for the Conga Upgrade Program. Conga Upgrade Program is an automated tool that upgrades packages available in your Salesforce org (Production or Sandbox) to the latest versions. In addition, it also ensures all the Conga published managed packages are on the latest versions for your registered orgs. For more information, see [Registering for Conga Upgrade Program](#).

Package	Latest Certified Version Name	Latest Certified Version Number
Conga Approvals (Required if you are using Approvals)	13.2.365	13.365
Conga Base Library (Required if you are using Conga Configuration & Pricing)	4.0.243	4.243
Conga Billing (Required if you are using Conga Billing)	9.0.319	9.319

Package	Latest Certified Version Name	Latest Certified Version Number
Conga CLM Configuration Integration (Required if you are using CLM)	15.0.0178	15.178
Conga Configuration & Pricing (New)	15.0.2062.17	15.2062.17
Conga Contract Lifecycle Management (New)	14.0.696.8	14.696.8
Conga CPQ Api	15.0.0131	15.131
Conga CPQ Approvals (Required if you are using Approvals on CPQ objects)	13.2.25	13.25
Conga CPQ Maximizer	8.0.0029	8.29
Conga CPQ Setup (Required if you are using CPQ Admin Console)	15.0.133	15.133
Conga Deal Maximizer Setup (Required if you are using Deal Maximizer)	8.0.0052	8.52
Conga Deal Maximizer	7.0.0007	7.7
Conga DocuSign Api	8.1.142	8.142.5
Conga Order Management	1.0.0000	1.0
Conga Promotions (Required if you are using Promotions)	1.0.0000	1.0
Conga Quote Approvals	7.0.9	7.9
Conga Quote Asset Integration	6.5.0014	6.14

Package	Latest Certified Version Name	Latest Certified Version Number
Conga Quote CLM Integration	11.1.0082	11.82
Conga Quote Configuration Integration (Required if you are using CPQ and Proposal Management)	15.0.0396	15.396
Conga Quote DocuSign Integration	4.1.22	4.22
Conga Quote Echosign Integration (You must install the latest Adobe Sign package to use this package)	3.1.17	3.17
Conga Quote Management (New) (Required if you are using Proposal Management)	13.0.0263.1	13.263.1


 For more information on installing Conga managed packages, refer to [Installing CPQ Packages](#). For more information on upgrading Conga managed packages, refer to [Upgrading CPQ](#).

System Requirements and Supported Platforms

For information pertaining to the requirements and recommendations you must consider before you proceed with the installation of the Conga product, see [System Requirements and Supported Platforms Matrix](#).

Upgrade Notes

For more information on the prerequisites and post-upgrade tasks, see [Upgrading CPQ](#).

 Before you upgrade the CPQ packages in your org to February '23 release, please note the following points:

- If the CPQ package in your org is on any of the following releases, you must upgrade it to the Winter '20 patch (Winter20.02.26) before upgrading it to February '23 release:

Release	Package
Spring '20 or earlier release	Packages older than 12.0.1719 12.1719
Summer '20 patch older than Summer20.02.26	Packages older than 12.1.1787.99 12.1787.99
Winter '20 patch older than Winter20.02.26	Packages older than 12.2.1839.48 12.1839.48

- If the CPQ package in your org is on any of the following releases, you can directly upgrade it to February '23 release:

Release	Package
Latest Summer '20 patch (Summer20.02.26 or later)	12.0.1719 12.1719 or later
Latest Winter '20 patch (Winter20.02.26 or later)	12.2.1839.48 12.1839.48 or later
Spring '21 and any Spring '21 patches	13.0.1882 13.1882 or later
Summer '21 and any Summer '21 patches	13.1.1921 13.1921 or later
December '21 and any December '21 patches	13.2.1969 13.1969 or later
May '22 and any May '22 patches	14.0.1995 14.1995 or later
September '22 and any September '22 patches	14.1.2038 14.2038 or later
February '23 and any February '23 patches	15.0.2061 15.2061 or later

New Features

There are no new features in this release. Keep checking the Conga Documentation Portal for new updates.

Enhancements

There are no new enhancements in this release.

Data Model Changes

There are no data model changes in this release.

Fixed Issues

The following table list the issue fixed in this release. If any actions are required, they will be listed in this table.

Case Number	Conga Internal ID	Description
00828856	CPQ-63088	When presenting the proposal and clicking Cancel on the "Send an Email page", a pop-up is displayed prompting if the proposal was sent. When you click Yes twice, CPQ displays an error message.

Known Issues

The following table provides the cumulative list of known issues up to this release.

Conga Internal ID	Description
CPQ-58544	You cannot finalize the Cart after revalidating the expired or inactive price list item (primary) of a product.
CPQ-54022	Turbo Integrations: Attribute-based pricing is not working for Numeric Expression.
CPQ-63234	Custom selling term calculation overridden by out-of-the-box (OOB) selling term due to leap year handling in the custom logic.

DOC ID: CPQFEB23PRN20230317

February23.02.17 Release Notes

In these release notes, you can find packages, requirements, features, enhancements, fixed issues, and known issues for the CPQ February23.02.17 release. For documentation updates, see [What's New in CPQ Documentation](#).

i This documentation may describe optional features for which you have not purchased a license; therefore your solution or implementation may differ from what is described here. Contact your Customer Success Manager (CSM) or Account Executive (AE) to discuss your specific features and licensing.

Packages


The following packages and dependencies are required to upgrade to this release and use its new features. These are the *minimum* required versions; later versions are also supported. Prerequisites for each feature can be found in its documentation. Packages marked **(New)** are new for this release.

i You can register your org for the Conga Upgrade Program. Conga Upgrade Program is an automated tool that upgrades packages available in your Salesforce org (Production or Sandbox) to the latest versions. In addition, it also ensures all the Conga published managed packages are on the latest versions for your registered orgs. For more information, see [Registering for Conga Upgrade Program](#).

Package	Latest Certified Version Name	Latest Certified Version Number
Conga Approvals (Required if you are using Approvals)	13.2.365	13.365
Conga Base Library (Required if you are using Conga Configuration & Pricing)	4.0.243	4.243
Conga Billing (Required if you are using Conga Billing)	9.0.319	9.319

Package	Latest Certified Version Name	Latest Certified Version Number
Conga CLM Configuration Integration (Required if you are using CLM)	15.0.0178	15.178
Conga Configuration & Pricing (New)	15.0.2062.14	15.2062.14
Conga Contract Lifecycle Management (New)	14.0.696.7	14.696.7
Conga CPQ Api	15.0.0131	15.131
Conga CPQ Approvals (Required if you are using Approvals on CPQ objects)	13.2.25	13.25
Conga CPQ Maximizer	8.0.0029	8.29
Conga CPQ Setup (Required if you are using CPQ Admin Console)	15.0.133	15.133
Conga Deal Maximizer Setup (Required if you are using Deal Maximizer)	8.0.0052	8.52
Conga Deal Maximizer	7.0.0007	7.7
Conga DocuSign Api	8.1.142	8.142.5
Conga Order Management	1.0.0000	1.0
Conga Promotions (Required if you are using Promotions)	1.0.0000	1.0
Conga Quote Approvals	7.0.9	7.9
Conga Quote Asset Integration	6.5.0014	6.14

Package	Latest Certified Version Name	Latest Certified Version Number
Conga Quote CLM Integration	11.1.0082	11.82
Conga Quote Configuration Integration (Required if you are using CPQ and Proposal Management)	15.0.0396	15.396
Conga Quote DocuSign Integration	4.1.22	4.22
Conga Quote Echosign Integration (You must install the latest Adobe Sign package to use this package)	3.1.17	3.17
Conga Quote Management (Required if you are using Proposal Management)	13.0.0263	13.263


 For more information on installing Conga managed packages, refer to [Installing CPQ Packages](#). For more information on upgrading Conga managed packages, refer to [Upgrading CPQ](#).

System Requirements and Supported Platforms

For information pertaining to the requirements and recommendations you must consider before you proceed with the installation of the Conga product, see [System Requirements and Supported Platforms Matrix](#).

Upgrade Notes

For more information on the prerequisites and post-upgrade tasks, see [Upgrading CPQ](#).

 Before you upgrade the CPQ packages in your org to February '23 release, please note the following points:

- If the CPQ package in your org is on any of the following releases, you must upgrade it to the Winter '20 patch (Winter20.02.26) before upgrading it to February '23 release:

Release	Package
Spring '20 or earlier release	Packages older than 12.0.1719 12.1719
Summer '20 patch older than Summer20.02.26	Packages older than 12.1.1787.99 12.1787.99
Winter '20 patch older than Winter20.02.26	Packages older than 12.2.1839.48 12.1839.48

- If the CPQ package in your org is on any of the following releases, you can directly upgrade it to February '23 release:

Release	Package
Latest Summer '20 patch (Summer20.02.26 or later)	12.0.1719 12.1719 or later
Latest Winter '20 patch (Winter20.02.26 or later)	12.2.1839.48 12.1839.48 or later
Spring '21 and any Spring '21 patches	13.0.1882 13.1882 or later
Summer '21 and any Summer '21 patches	13.1.1921 13.1921 or later
December '21 and any December '21 patches	13.2.1969 13.1969 or later
May '22 and any May '22 patches	14.0.1995 14.1995 or later
September '22 and any September '22 patches	14.1.2038 14.2038 or later
February '23 and any February '23 patches	15.0.2061 15.2061 or later

New Features

There are no new features in this release. Keep checking the Conga Documentation Portal for new updates.

Enhancements

There are no new enhancements in this release.

Data Model Changes

There are no data model changes in this release.

Fixed Issues

The following table list the issue fixed in this release. If any actions are required, they will be listed in this table.

Case Number	Conga Internal ID	Description
NA	CPQ-5854 4	In the Turbo mode, when you create a quote, configure it, add products, go to the cart, and save the cart, the proposal details page is displayed, and the configuration status is set to Saved. However, if you go to the Pricelist item of the product and expire the primary charge type, and re-configure the quote, then on the cart page, a revalidation message is displayed. Even after revalidating the cart by selecting the charge type and finalizing the cart, the cart does not get finalized.

Known Issues

The following table provides the cumulative list of known issues up to this release.

Conga Internal ID	Description
CPQ-5854 4	You cannot finalize the Cart after revalidating the expired or inactive price list item (primary) of a product.

Conga Internal ID	Description
CPQ-5402 2	Turbo Integrations: Attribute-based pricing is not working for Numeric Expression.
CPQ-6323 4	Custom selling term calculation overridden by out-of-the-box (OOB) selling term due to leap year handling in the custom logic.

DOC ID: CPQFEB23PRN20230217

February '23 Release Notes

In these release notes, you can find packages, requirements, features, enhancements, fixed issues, and known issues for the CPQ February '23 release. For documentation updates, see [What's New in CPQ Documentation](#).

i This documentation may describe optional features for which you have not purchased a license; therefore your solution or implementation may differ from what is described here. Contact your Customer Success Manager (CSM) or Account Executive (AE) to discuss your specific features and licensing.

Packages


The following packages and dependencies are required to upgrade to this release and use its new features. These are the *minimum* required versions; later versions are also supported. Prerequisites for each feature can be found in its documentation. Packages marked **(New)** are new for this release.

i You can register your org for the Conga Upgrade Program. Conga Upgrade Program is an automated tool that upgrades packages available in your Salesforce org (Production or Sandbox) to the latest versions. In addition, it also ensures all the Conga published managed packages are on the latest versions for your registered orgs. For more information, see [Registering for Conga Upgrade Program](#).

Package	Latest Certified Version Name	Latest Certified Version Number
Conga Approvals (New) (Required if you are using Approvals)	13.2.365	13.365
Conga Base Library (New) (Required if you are using Conga Configuration & Pricing)	4.0.243	4.243
Conga Billing (New) (Required if you are using Conga Billing)	9.0.319	9.319

Package	Latest Certified Version Name	Latest Certified Version Number
Conga CLM Configuration Integration (New) (Required if you are using CLM)	15.0.0178	15.178
Conga Configuration & Pricing (New)	15.0.2062	15.2062
Conga Contract Lifecycle Management (New)	14.0.696	14.696
Conga CPQ Api (New)	15.0.0131	15.131
Conga CPQ Approvals (New) (Required if you are using Approvals on CPQ objects)	13.2.25	13.25
Conga CPQ Maximizer	8.0.0029	8.29
Conga CPQ Setup (New) (Required if you are using CPQ Admin Console)	15.0.133	15.133
Conga Deal Maximizer Setup (Required if you are using Deal Maximizer)	8.0.0052	8.52
Conga Deal Maximizer	7.0.0007	7.7
Conga DocuSign Api (New)	8.1.142	8.142.5
Conga Order Management	1.0.0000	1.0
Conga Promotions (Required if you are using Promotions)	1.0.0000	1.0
Conga Quote Approvals (New)	7.0.9	7.9
Conga Quote Asset Integration	6.5.0014	6.14

Package	Latest Certified Version Name	Latest Certified Version Number
Conga Quote CLM Integration	11.1.0082	11.82
Conga Quote Configuration Integration (New) (Required if you are using CPQ and Proposal Management)	15.0.0396	15.396
Conga Quote DocuSign Integration	4.1.22	4.22
Conga Quote Echosign Integration (You must install the latest Adobe Sign package to use this package)	3.1.17	3.17
Conga Quote Management (New) (Required if you are using Proposal Management)	13.0.0263	13.263


 For more information on installing Conga managed packages, refer to [Installing CPQ Packages](#). For more information on upgrading Conga managed packages, refer to [Upgrading CPQ](#).

System Requirements and Supported Platforms

For information pertaining to the requirements and recommendations you must consider before you proceed with the installation of the Conga product, see [System Requirements and Supported Platforms Matrix](#).

Upgrade Notes

For more information on the prerequisites and post-upgrade tasks, see [Upgrading CPQ](#).

 Before you upgrade the CPQ packages in your org to February '23 release, please note the following points:

- If the CPQ package in your org is on any of the following releases, you must upgrade it to the Winter '20 patch (Winter20.02.26) before upgrading it to February '23 release:

Release	Package
Spring '20 or earlier release	Packages older than 12.0.1719 12.1719
Summer '20 patch older than Summer20.02.26	Packages older than 12.1.1787.99 12.1787.99
Winter '20 patch older than Winter20.02.26	Packages older than 12.2.1839.48 12.1839.48

- If the CPQ package in your org is on any of the following releases, you can directly upgrade it to February '23 release:

Release	Package
Latest Summer '20 patch (Summer20.02.26 or later)	12.0.1719 12.1719 or later
Latest Winter '20 patch (Winter20.02.26 or later)	12.2.1839.48 12.1839.48 or later
Spring '21 and any Spring '21 patches	13.0.1882 13.1882 or later
Summer '21 and any Summer '21 patches	13.1.1921 13.1921 or later
December '21 and any December '21 patches	13.2.1969 13.1969 or later
May '22 and any May '22 patches	14.0.1995 14.1995 or later
September '22 and any September '22 patches	14.1.2038 14.2038 or later
February '23 and any February '23 patches	15.0.2061 15.2061 or later

New Features

The following feature is new to CPQ in this release.

Ability to Decrease Asset Quantity

You can now decrease the quantity of an asset during the current term when the original quantity is no longer required. During the sale of these decrement licenses, CPQ merges the decrement quantity with existing assets (you can change the start date of the assets).

For more information, see [Managing Asset Decrement with Coterminate Lines](#) and [Use Case: Asset Decrement with Cotermination Lines](#).

Enhancements

This section describes the existing features that are changed in this release.

Display a Spinner on the Service Catalog on Click of the Add to Cart Button

CPQ introduces an admin setting *APTS_EnableBlockingCallsOnServiceCatalog* to display a spinner on the Service Catalog upon the click of the **Add to Cart** or **Update** buttons. When the admin setting is enabled, CPQ displays the spinner to ensure that the creation of related line items is completed for service products (Product Type = Service) before you navigate away to a different page or click another button. Earlier, if you quickly navigated away from the Service Catalog after clicking **Add to Cart**, CPQ did not create related line items for service products.

For more information, see [Configuring Admin Settings](#).

Support for Sorting Order of Generated Documents on the Doc Gen Page

CPQ now enables you to sort the generated documents in descending order of Created Date on the doc gen page using **Sort Documents Descending** proposal system property. If this setting is not enabled, the documents are sorted in ascending order of creation date, by default. In addition, enabling the **Sort Documents Descending** proposal system property, CPQ previews the document that was generated last instead of previewing first document everytime.

i If you are upgrading from the May '22 or September '22 to February '23 release of CPQ, you must remove the **APTS_SortDocumentsDesc** admin setting. The admin setting is no longer supported. For more information, see [.Configuring Admin Settings](#).

For more information, see [Performing the Post-Upgrade Tasks](#), [Configuring Document Generation for Quote](#), [Using Proposal Document Generation](#), [Proposal System Properties](#), and [Configuring Admin Settings](#).

Display Auto-Adjustment Lines in Read-Only Mode on the Multiple Adjustments Pop-Up

CPQ now displays auto-applied adjustments in read-only mode on the multiple adjustments pop-up. You cannot make any changes to auto-applied adjustments. CPQ enables the **Save** button only after you make any change to a manual adjustment line item.

For more information, see [Config System Properties](#), [Enabling Multiple Adjustments at the Line-Item Level](#), and [Applying Multiple Adjustments on Line Items in the Cart](#).

Restore Asset Values on Reselection of Cancelled Options During ABO Operations

CPQ introduces a new custom setting **Asset Restore Fields** to restore asset values for the option line item when you reselect an option on the Configuration page. When you deselect an option and reselect it on the Configuration page during any ABO operation, CPQ restores asset values for the fields added in the **Asset Restore Fields** setting, for the option line item on the Cart page. However, there is an exception to restoring start and end dates during the Renew operation. CPQ restores the renewal start date and end date on reselection of an option (not the asset start and end dates) during the Renew operation.

For more information, see [Installed Products Settings](#), [Renewing Assets Manually](#), [Use Case: Restoring Asset Values on Reselection of Cancelled Options During Renewal](#), [Changing Configurable Bundle Assets](#), and [Use Case: Restoring Asset Values on Reselection of Cancelled Options During Change](#).

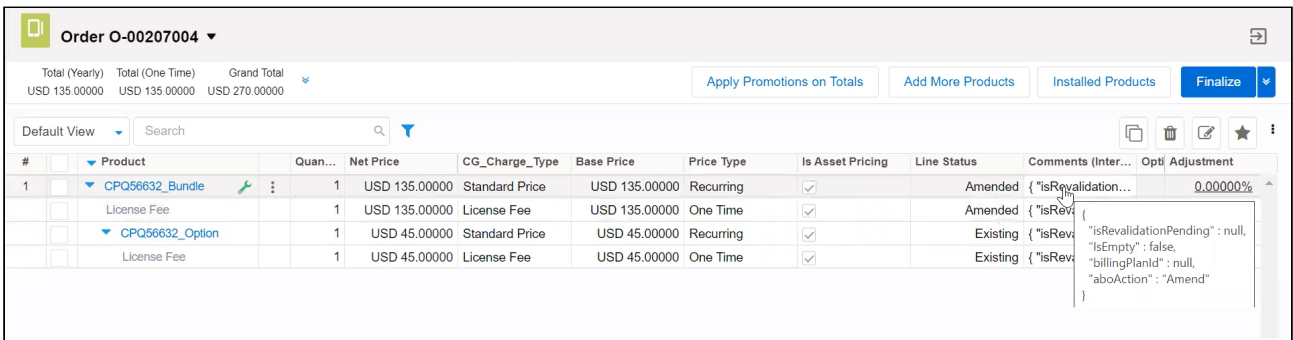
Create a Default View for Each Flow on the Installed Products Page

The sales representative can now create a default view for each flow on the Installed Products page or from the Admin Assets View page. Earlier, there was only one default view regardless of the flow.

For more information, see [Managing Views for Assets Grid](#).

Identify the ABO Action Performed on the Cart Line Item

CPQ can now identify which exact ABO action happened, through the **Comments** field on the cart line item. When you hover your mouse on the **Comments** field, CPQ displays the ABO action that resulted in a specific line status of the cart line item.



CPQ introduces the **ABO Action** field on the **Config Asset Pricing Default** custom setting to associate ABO actions with specific line statuses and the **Default Asset pricing Indicator** value. This allows you to override the default asset pricing configured through the global **Default Asset Pricing Indicator?** setting in Config System Properties and switch between asset price and PLI price based on the ABO actions and line statuses.

Multiple ABO actions can result in the same line statuses for cart line items. For example:

ABO Action	Line Status
Renew and Change (for line items when Price Type = One Time and Enable One Time Change = False)	Existing

For the line status Existing, you can now switch between asset price for Renew and PLI price for Change. Earlier, switching between asset price and PLI price based on the same line status for different ABO actions was not possible.

For more information, see [Overriding the Default Asset Pricing for Line Statuses](#) and [Use Case: Switching Between Asset Price and Price List Item Price](#).

Data Model Changes

The following objects and fields are introduced to or changed in the system or data model in this release.

Object	Fields	Description	System/ User	New/ Changed
Asset Line Item		Represents a product or service asset line item. In February '23, do not use the following new fields, which are added in preparation of a future functionality: <ul style="list-style-type: none"> • Billing Term • First Billing Date • Is Legacy For Billing • Remaining Billable Amount 	User	Changed
	Billing Term	The billing term associated with the product or service.	User	New
	First Billing Date	The first day of billing for the asset. Primarily used for legacy assets.	User	New
	Is Legacy For Billing	Indicates whether the asset is considered a legacy for billing.	User	New

Object	Fields	Description	System/ User	New/ Changed
	Remaining Billable Amount	Indicates how much is remaining to be billed for the asset. The field is updated every time the Status of a billing schedule changes from <i>Pending Billing</i> to <i>Invoiced</i> or from <i>Invoiced</i> to <i>Pending Billing</i> .	User	New
Asset Line Item History		Represents a product or service asset line item history. In February '23, do not use the following new fields, which are added in preparation of a future functionality: <ul style="list-style-type: none"> • Billing Term • First Billing Date • Is Legacy For Billing • Remaining Billable Amount 	User	Changed
	Billing Term	The billing term associated with the product or service.	User	New
	First Billing Date	The first day of billing for the asset. Primarily used for legacy assets.	User	New
	Is Legacy For Billing	Indicates whether the asset is considered a legacy for billing.	User	New

Object	Fields	Description	System/ User	New/ Changed
	Remaining Billable Amount	Indicates how much is remaining to be billed for the asset. The field will be updated every time the "Status" of a Billing Schedule changes from "Pending Billing" to "Invoiced" and vice versa.	User	New
Billing Preference		Represents a functional preference for billing purposes	User	Changed
	Ignore Renewal Proration Setting	When enabled, the custom setting "No Proration on Renewal" is ignored by the billing engine.	User	New
Payment Term		Represents a payment term associated with a quote, order, or an agreement	User	Changed
	Offset Early Invoice Date (Days)	Offset in days to determine the ready-for-invoice date	User	New

Fixed Issues

The following table lists the issues fixed in this release. If any actions are required, they will be listed in this table.

Case Number	Conga Internal ID	Description
00814267	CPQ-61544	<p>In Service CPQ, while relating a standalone product, if you click Add to Cart and quickly navigate away from the Service Catalog, CPQ does not create related line items for the standalone product.</p> <p>Resolution Info: CPQ introduces an admin setting <i>APTS_EnableBlockingCallsOnServiceCatalog</i> to resolve this issue. When this admin setting is set to true and you click Add to Cart or Update on the Service Catalog, CPQ displays a spinner while the network calls in the background are completed. This prevents you from doing any other action after clicking Add to Cart or Update that can impact the network calls due to which CPQ will not create related line items for standalone service products. For more information, see Enhancements.</p>
NA	CPQ-59809	Update the help text for Billing Start Date and Billing End Date fields on the Billing Plan object. For more information, see Preparing for Upgrade .
00796403	CPQ-59660	Copying a product in the cart page does not copy the usage tiers from the source product to the copied product.
NA	CPQ-59599	CPQ does not load the Cart page when you enable the " Enable JsonAccess Annotation Validation for the Visualforce JavaScript Remoting API " feature from the latest Salesforce release.
00811352	CPQ-59525	Clicking the name of the product on the cart page opens the attribute details of the product, wherein instead of the picklist name, the API name is displayed.
00810588	CPQ-59407	In the TurboPricing flow, even when the product option price setting is selected as Read-only , the quantity is still editable on the cart page.

Case Number	Conga Internal ID	Description
00787695	CPQ-58732	<p>The Apex Jobs page is displaying the UsageDataJobScheduler job as failed with the following error when the Conga Base Library package was installed:</p> <p><i>Scheduler: failed to execute scheduled job: jobId: 7075e00000UaQ4a, class: common.apex.async.AsyncApexJobObject, reason: Dependent class is invalid and needs recompilation: Class Apttus_Base2.UsageDataBatchJob : Dependent class is invalid and needs re...</i></p> <p>Resolution: CPQ no longer supports the UsageDataJobScheduler job, you must delete it from Scheduled Jobs before you upgrade the Conga Base Library package to release. This job was scheduled by the older version of the Conga Base Library package. For more information, see Preparing for Upgrade.</p>
00803104	CPQ-57149	<p>If the administrator has not defined any usage matrix on the price list item, after the sales representative reprices the cart, CPQ deletes price tiers. This issue happens only in the Classic CPQ.</p>
00799458 / PST-2376	CPQ-55729	<p>After you recall approval of a quote, if you navigate to the cart and reprice it, CPQ does not trigger the Approval Required icon on the line item.</p> <p>Resolution Info: Modified the reconfiguring process to identify lines with Approval Status as <i>Cancelled</i> and then trigger the approval evaluation again.</p>
00784670	CPQ-52497	<p>CPQ does not execute constraint rules when there are multiple constraint rule conditions defined.</p>

Case Number	Conga Internal ID	Description
00774647	CPQ-52037	<p>Reselection of cancelled options during asset renewal was restoring the asset start and end dates for the option line item on the Cart page instead of restoring renewal start and end dates.</p> <p>Resolution Info: CPQ introduced a new custom setting Asset Restore Fields to restore asset values for the option line item when you reselect an option on the Configuration page. If the administrator has added at least one asset field to the Asset Restore Fields setting, during Renew operation, CPQ restores the renewal start and end dates by default (not the asset start and end dates) and restores the rest of the fields from the asset.</p>
00104268	CPQ-44591	In lightning mode, clicking on a custom button on the cart that opens up a pop-up, and then navigating back to the cart displays an error message.

The following table lists the known issue fixed from the previous release.

Conga Internal ID	Description
CPQ-59173	In the Unified Cart flow, CPQ displays an error when you add products with multiple charge types and perform the validate action.
CPQ-55186	Turbo Integrations: After you save or finalize the configuration, the status for Product Configuration is set as New instead of Saved/Finalized.
CPQ-54278	Turbo Integrations: You encounter the following error while finalizing the revalidated cart if the revalidation callback is configured in your org: <i>entity is deleted</i>
CPQ-49315	Config asset pricing criteria are not functioning on a single ramp renewed line (renew one ramp = true).

Known Issues

The following table provides the cumulative list of known issues up to this release.

Conga Internal ID	Description
CPQ-5854 4	You cannot finalize the Cart after revalidating the expired or inactive price list item (primary) of a product.
CPQ-5402 2	Turbo Integrations: Attribute-based pricing is not working for Numeric Expression.
CPQ-6323 4	Custom selling term calculation overridden by out-of-the-box (OOB) selling term due to leap year handling in the custom logic.

DOC ID: CPQFEB23RNREVC20230317

Conga Copyright and Disclaimer

Copyright © 2024 Conga Corporation (“Conga”) and/or its affiliates. All rights reserved.

No part of this document, or any information linked to or referenced herein, may be reproduced, distributed, or transmitted in any form or by any means, including photocopying, recording, or other electronic or mechanical methods, without the prior written consent of Conga. All information contained herein is subject to change without notice and is not warranted to be error free.

This document may describe certain features and functionality of software that Conga makes available for use under a license agreement containing restrictions on use and disclosure and are protected by intellectual property laws. Except as expressly permitted in your license agreement or allowed by law, you may not, in any form, or by any means, use, copy, reproduce, translate, broadcast, modify, license, transmit, distribute, exhibit, perform, publish, or display any part of the software. Reverse engineering, disassembly, decompilation of, or the creation of derivative work(s) from, the software is strictly prohibited. Additionally, this document may contain descriptions of software modules that are optional and for which you may not have purchased a license. As a result, your specific software solution and/or implementation may differ from those described in this document.

U.S. GOVERNMENT END USERS: Conga software, including any operating system(s), integrated software, any programs installed on the hardware, and/or documentation, delivered to U.S. Government end users are “commercial computer software” pursuant to the applicable Federal Acquisition Regulation and agency-specific supplemental regulations. As such, use, duplication, disclosure, modification, and adaptation of the programs, including any operating system, integrated software, any programs installed on the hardware, and/or documentation, shall be subject to license terms and license restrictions applicable to the programs. No other rights are granted to the U.S. Government.

Neither the software nor the documentation were developed or intended for use in any inherently dangerous applications, including applications that may create a risk of personal injury. If you use this software or hardware in dangerous applications, then you shall be responsible to take all appropriate fail-safe, backup, redundancy, and other measures to ensure its safe use. Conga and its affiliates disclaim any liability for any damages caused by use of this software or hardware in dangerous applications.

Apttus, AI Analyze, Conga, Conga AI, Conga AI Discover, Conga Batch, Conga Collaborate, Conga Composer, Conga Conductor, Conga Connect, Conga Courier, Conga Grid, Conga Mail Merge, Conga Merge, Conga Orchestrate, Conga Sign, Conga Trigger, Digital Document Transformation, True-Up, and X-Author are registered trademarks of Conga and/or its affiliates.

The documentation and/or software may provide links to web sites and access to content, products, and services from third parties. Conga is not responsible for the availability of, or any content provided by third parties. You bear all risks associated with the use of such content. If you choose to purchase any products or services from a third party, the relationship is directly between you and the third party. Conga is not responsible for: (a) the quality of third-party products or services; or (b) fulfilling any of the terms of the agreement with the third party, including delivery of products or services and warranty obligations related to purchased products or services. Conga is not responsible for any loss or damage of any sort that you may incur from dealing with any third party.

For additional resources and support, please visit <https://community.conga.com>.