




Conga CPQ June23.12.19 Release Notes



Table of Contents

- Packages..... 4
- System Requirements and Supported Platforms.....7
- New Features..... 9
- Enhancements.....10
- Data Model Changes.....11
- Fixed Issues.....12
- Known Issues13

In these release notes, you can find packages, requirements, features, enhancements, fixed issues, and known issues for the CPQ June23.12.19 release. For documentation updates, see [What's New in CPQ Documentation](#).

 This documentation may describe optional features for which you have not purchased a license; therefore, your solution or implementation may differ from what is described here. Contact your Customer Success Manager (CSM) or Account Executive (AE) to discuss your specific features and licensing.

Packages


The following packages and dependencies are required to upgrade to this release and use its new features. These are the *minimum* required versions; later versions are also supported. Prerequisites for each feature can be found in its documentation. Packages marked **(New)** are new for this release.


i You can register your org for the Conga Upgrade Program. Conga Upgrade Program is an automated tool that upgrades packages available in your Salesforce org (Production or Sandbox) to the latest versions. It also ensures all the Conga published managed packages are on the latest versions for your registered orgs. For more information, see [Registering for Conga Upgrade Program](#).

Package	Latest Certified Version Name	Latest Certified Version Number
Conga Approvals (New) (Required if you are using Approvals)	14.1.371	14.371.14
Conga Base Library (Required if you are using Conga Configuration & Pricing)	4.1.245	4.245
Conga Billing (New) (Required if you are using Conga Billing)	9.1.345.9	9.345.9
Conga CLM Configuration Integration (Required if you are using CLM)	15.1.0181.6	15.181.6
Conga Configuration & Pricing (New)	15.1.2090.58	15.2090.58
Conga Contract Lifecycle Management	14.1.709.6	14.709.6
Conga CPQ Api	15.0.0131.7	15.131.7

Package	Latest Certified Version Name	Latest Certified Version Number
Conga CPQ Approvals (Required if you are using Approvals on CPQ objects)	13.2.25	13.25
Conga CPQ Maximizer	8.0.0029	8.29
Conga CPQ Setup (Required if you are using CPQ Admin Console)	15.1.137.7	15.137.7
Conga Deal Maximizer Setup (Required if you are using Deal Maximizer)	8.0.0053	8.53
Conga Deal Maximizer	7.0.0007	7.7
Conga DocuSign Api	8.1.142	8.142.7
Conga Order Management	1.0.0000	1.0
Conga Promotions (Required if you are using Promotions)	1.0.0000	1.0
Conga Quote Approvals	7.1.10	7.10
Conga Quote Asset Integration	6.5.0015	6.15
Conga Quote CLM Integration	12.1.0084.2	12.84.2
Conga Quote Configuration Integration (Required if you are using CPQ and Proposal Management)	15.1.0400.6	15.400.6
Conga Quote DocuSign Integration	4.1.23	4.23

Package	Latest Certified Version Name	Latest Certified Version Number
Conga Quote Echosign Integration (You must install the latest Adobe Sign package to use this package)	3.1.17	3.17
Conga Quote Management (Required if you are using Proposal Management)	13.1.0266.1	13.266.1

 For more information on installing Conga managed packages, refer to [Installing CPQ Packages](#). For more information on upgrading Conga managed packages, refer to [Upgrading CPQ](#).

 Salesforce is starting the process of moving away from Workflow Rules and transitioning to Flow. Hence, Conga recommends that you temporarily migrate all Conga Managed workflows in CPQ to Flows. For more information, see [Migrating a Workflow Rule to Flow](#).

System Requirements and Supported Platforms

For information pertaining to the requirements and recommendations you must consider before you proceed with the installation of the Conga product, see [System Requirements and Supported Platforms Matrix](#).

Upgrade Notes

For more information on the prerequisites and post-upgrade tasks, see [Upgrading CPQ](#).

- ⚠ Before you upgrade the CPQ packages in your org to June '23 release, please note the following points:

- If the CPQ package in your org is on any of the following releases, you must upgrade it to the Winter '20 patch (Winter20.02.26) before upgrading it to June '23 release:

Release	Package
Spring '20 or earlier release	Packages older than 12.0.1719 12.1719
Summer '20 patch older than Summer20.02.26	Packages older than 12.1.1787.99 12.1787.99
Winter '20 patch older than Winter20.02.26	Packages older than 12.2.1839.48 12.1839.48

- If the CPQ package in your org is on any of the following releases, you can directly upgrade it to June '23 release:

Release	Package
Latest Summer '20 patch (Summer20.02.26 or later)	12.0.1719 12.1719 or later
Latest Winter '20 patch (Winter20.02.26 or later)	12.2.1839.48 12.1839.48 or later
Spring '21 and any Spring '21 patches	13.0.1882 13.1882 or later
Summer '21 and any Summer '21 patches	13.1.1921 13.1921 or later
December '21 and any December '21 patches	13.2.1969 13.1969 or later

Release	Package
May '22 and any May '22 patches	14.0.1995 14.1995 or later
September '22 and any September '22 patches	14.1.2038 14.2038 or later
February '23 and any February '23 patches	15.0.2061 15.2061 or later
June '23 and any June '23 patches	15.1.2090 15.2090 or later

New Features

There are no new features in this release.

Enhancements

There are no enhancements in this release.

Data Model Changes

There are no data model changes in this release.

Fixed Issues

The following table lists the issues fixed in this release. If any actions are required, they will be listed in this table.

Case Number	Conga Internal ID	Description
00867366	CPQ-76011	ABO operation updates the charge type incorrectly for a line item. Expected charge types are Subscription (Recurring) and Implementation (One Time), but the system assigns the wrong charge type.
00867519	CPQ-75900	For custom ramps, dates for option products do not correlate when you change bundle dates.
00869587	CPQ-76844	When deleting items from a cart with 1500+ line items, a record lock issue is encountered. For more information, see Viewing the Cart in Grid View .

Known Issues

The following table provides the cumulative list of known issues up to this release.

Conga Internal ID	Description
CPQ-5402 2	Turbo Integrations: Attribute-based pricing is not working for Numeric Expression.

DOC ID: CPQJUN23REVPRN20231219

Conga Copyright and Disclaimer

Copyright © 2024 Conga Corporation (“Conga”) and/or its affiliates. All rights reserved.

No part of this document, or any information linked to or referenced herein, may be reproduced, distributed, or transmitted in any form or by any means, including photocopying, recording, or other electronic or mechanical methods, without the prior written consent of Conga. All information contained herein is subject to change without notice and is not warranted to be error free.

This document may describe certain features and functionality of software that Conga makes available for use under a license agreement containing restrictions on use and disclosure and are protected by intellectual property laws. Except as expressly permitted in your license agreement or allowed by law, you may not, in any form, or by any means, use, copy, reproduce, translate, broadcast, modify, license, transmit, distribute, exhibit, perform, publish, or display any part of the software. Reverse engineering, disassembly, decompilation of, or the creation of derivative work(s) from, the software is strictly prohibited. Additionally, this document may contain descriptions of software modules that are optional and for which you may not have purchased a license. As a result, your specific software solution and/or implementation may differ from those described in this document.

U.S. GOVERNMENT END USERS: Conga software, including any operating system(s), integrated software, any programs installed on the hardware, and/or documentation, delivered to U.S. Government end users are “commercial computer software” pursuant to the applicable Federal Acquisition Regulation and agency-specific supplemental regulations. As such, use, duplication, disclosure, modification, and adaptation of the programs, including any operating system, integrated software, any programs installed on the hardware, and/or documentation, shall be subject to license terms and license restrictions applicable to the programs. No other rights are granted to the U.S. Government.

Neither the software nor the documentation were developed or intended for use in any inherently dangerous applications, including applications that may create a risk of personal injury. If you use this software or hardware in dangerous applications, then you shall be responsible to take all appropriate fail-safe, backup, redundancy, and other measures to ensure its safe use. Conga and its affiliates disclaim any liability for any damages caused by use of this software or hardware in dangerous applications.

Apttus, AI Analyze, Conga, Conga AI, Conga AI Discover, Conga Batch, Conga Collaborate, Conga Composer, Conga Conductor, Conga Connect, Conga Courier, Conga Grid, Conga Mail Merge, Conga Merge, Conga Orchestrate, Conga Sign, Conga Trigger, Digital Document Transformation, True-Up, and X-Author are registered trademarks of Conga and/or its affiliates.

The documentation and/or software may provide links to web sites and access to content, products, and services from third parties. Conga is not responsible for the availability of, or any content provided by third parties. You bear all risks associated with the use of such content. If you choose to purchase any products or services from a third party, the relationship is directly between you and the third party. Conga is not responsible for: (a) the quality of third-party products or services; or (b) fulfilling any of the terms of the agreement with the third party, including delivery of products or services and warranty obligations related to purchased products or services. Conga is not responsible for any loss or damage of any sort that you may incur from dealing with any third party.

For additional resources and support, please visit <https://community.conga.com>.