

APTTUS[®]

Apttus TurboEngines Summer 2020 Release Notes

11/10/2020

Table of Contents

About Release Notes.....	4
Packages	5
System Requirements and Supported Platforms.....	6
New Features.....	7
Introducing Apttus TurboConfig.....	7
Introducing Apttus TurboPricing	7
Enhancements	9
Resolved Issues	10
Known Issues.....	11
Apttus Copyright Disclaimer	12
Apttus TurboEngines Summer 2020 Patch 1 Release Notes	13
About Release Notes.....	13
Packages	13
System Requirements and Supported Platforms.....	14
New Features.....	14
Enhancements	14
TurboEngines Data Sync Admin Application	14
Resolved Issues	14
Known Issues.....	15
Apttus Copyright Disclaimer	16
Apttus TurboEngines Summer 2020 Patch 3 Release Notes	17
About Release Notes.....	17
Packages	17
System Requirements and Supported Platforms.....	18
New Features.....	18
Enhancements	18
TurboPricing Integration with Validation Callback class.....	18
Enabling Advanced Approvals in the TurboPricing flow.....	18
Resolved Issues	18
Apttus Copyright Disclaimer	20

Apttus TurboEngines Summer 2020 Patch 6 Release Notes	22
About Release Notes	22
Packages	22
System Requirements and Supported Platforms	23
New Features.....	23
Enhancements	23
Resolved Issues	23
Apttus Copyright Disclaimer	25


About Release Notes

Apttus Release Notes contain the following information about Apttus TurboEngines Summer 2020 Release.

For more information on new features, enhancements, and document improvements refer to

- [What's New](#) in *Apttus TurboEngines Summer 2020 Administrator Guide* or
- [What's New](#) in *Apttus TurboEngines Summer 2020 REST API Guide*

- [Packages](#): Lists packages that are required to upgrade to this release of the product
- [System Requirements and Supported Platforms](#): Lists requirements and recommendations for installing this release
- [New Features](#): Provides high-level descriptions of new features introduced in this release, with links to more detailed information
- [Enhancements](#): Provides high-level descriptions of enhancements to existing features
- [Resolved Issues](#): Lists customer-reported issues that are resolved in this release or known issues resolved from previous releases
- [Known Issues](#): Lists known issues that are applicable in this release

 This documentation may contain descriptions of software features that are optional and for which you may not have purchased a license. As a result, your specific software solution and/or implementation may differ from those described in this document. Please contact your CSM or AE for information on your specific features and licensing.

Packages


The following packages and dependent packages are required to upgrade to this release to utilize all the new features of this release. These are the *minimum* required versions; later versions are also supported. Separate prerequisites for each feature can be found in the respective guides. The packages marked as **(New)** are new packages in this release.

Product	Latest Certified Version <i>(Version Name / Version Number)</i>
Apttus Base Library (New)	1.1.93 1.93

i Before installing or upgrading Apttus managed packages, you must review the dependency matrix for each managed package. You can refer to the package dependency matrix at [Apttus Packages Dependency Matrix](#).

System Requirements and Supported Platforms

The following table lists the minimum requirements for installing and using Apttus TurboEngines.

System Requirement	Minimum Supported Version
Operating System	Standard Salesforce.com requirements. See Salesforce PDF .
Browser	<p>Apttus supports the following browsers:</p> <ul style="list-style-type: none">• Microsoft Edge• Google Chrome <p>Apttus recommends the latest stable version of the browser for the best performance.</p> <div style="border: 1px solid #f9c97d; padding: 5px; margin-top: 10px;"><p> Internet Explorer is not supported.</p></div>

New Features

The following features are new to Apttus TurboEngines in this release.

- [Introducing Apttus TurboConfig](#)
- [Introducing Apttus TurboPricing](#)

Introducing Apttus TurboConfig

TurboConfig is an optional configuration engine created to process product configuration rules when products and bundles are configured on a cart and when finalizing the quote. TurboConfig offloads the computation workload from the Salesforce platform to the Apttus Flexible Compute Platform built using microservices to reduce the processing time of the configuration rules. Computation workload includes the processing of rules defined on the products. TurboConfig engine executes the rules, maintains rule states, and avoid unnecessary line item processing.

TurboConfig is recommended when you have a large number of rules or highly complex configuration rules to be applied while selecting a product or configuring a bundle. You can choose to selectively use TurboConfig only when needed, by defining specific flows in Apttus CPQ.



- To enable TurboConfig, you must have a license to enable the service. If you do not have a license, please contact your Apttus Account Executive before you begin. Once you acquire a license for TurboConfig, instances will be provisioned for you.
- You must have the Summer 2020 build of CPQ (Apttus Configuration & Pricing) in the Salesforce org. See *CPQ on Salesforce Summer 2020 Release Notes* for package information.

Get Started

For detailed setup information, see [Enabling TurboEngines in an Org](#) in the *Apttus TurboEngines Summer 2020 Administrator Guide*.

For a list of supported features, see [Supported Features and Capabilities in Apttus TurboConfig](#) in the *Apttus TurboEngines Summer 2020 Administrator Guide*.

Introducing Apttus TurboPricing

Apttus TurboPricing is an optional pricing engine built using microservices to reduce the processing time on the cart. You can enable TurboPricing to offload complex pricing computation workloads from the Salesforce platform to the Apttus Flexible Compute Platform. It reduces time to submit prices to customers, improves user experience, and improves user adoption with a more responsive user interface.

Apttus TurboPricing also includes Apttus Turbo Engine Data Sync, a built-in set of services that syncs pricing master data from Salesforce to the TurboEngines platform. Customer administrators can use the TurboEngines Admin User Interface (UI) to manage and sync consumer profiles that store data, and view and manage data sync run history.



- To enable TurboPricing, you must have a license to enable the service. If you do not have a license, please contact your Apttus Account Executive before you begin. Once you acquire a license for TurboPricing, instances will be provisioned for you.
- You must have the Summer 2020 build of CPQ (Apttus Configuration & Pricing) in the Salesforce org. See *CPQ on Salesforce Summer 2020 Release Notes* for package information.

Get Started

For detailed setup information, see [Enabling TurboEngines in an Org](#) in the *Apttus TurboEngines Summer 2020 Administrator Guide*.

For a list of supported features, see [Post-Provisioning Tasks \(TurboPricing\)](#) in the *Apttus TurboEngines Summer 2020 Administrator Guide*.

Enhancements

There are no new enhancements in this release.

Resolved Issues

There are no resolved issues in this release.

Known Issues

The following table provides the cumulative list of known issues up to this release.

Apttus Internal ID	Description
LS-3746	A user has the ability to view and add invalid fields in the Add Objects window.
LS-3789	Adding SFDC OOTB objects that do not support PK chunking could cause sync to fail.
LS-3815	A user can view invalid fields in the Add Objects list.
CPQ-44694	The price factor (Bundle Only) adjustment is not supported.
CPQ-44665	Line item formula fields dependent on Salesforce default value fields should be added under view cart custom fields and custom pricing fields in config system properties.
CPQ-44599	Promotions with "Contains" operator in criteria does not work.
CPQ-44779	Replacement Rules based on criteria does not execute until the user clicks on finalize.
CPQ-44752	Getting "Price Pending" error on "Finalize" when Option with price method "Flat Price" is added under bundle and option quantity is updated, repriced, and then finalized.
CPQ-44836	Option to Option exclusion constraint rule is not supported.
CPQ-44615	Usage Price Tiers are not shown within the popup for the finalized cart.
CPQ-44767	Line Items are not shown on the cart page when it is added with the filter condition.
CPQ-44671	Line item objects do not get updated in backend after reprice. Set APTS_AlwaysSaveAfterTurboPrice admin setting to true to see the expected behavior.
CPQ-43929	User needs to reprice if products are added from inclusion prompt.
CPQ-44832	A feature flag called "Enable Selling Term Rounding" does not work partially.
CPQ-44827	User is unable to finalize if they have "Check on Finalization" type of constraint rule.
CPQ-44817	The update cart line items request is sending a pricing status of complete, however, the response has the pricing status flipped back to pending.
CPQ-44773	Manual adjustment on option product calculates the wrong price for another option.
CPQ-44824	Auto-included primary line products are not getting auto-removed when you remove the condition product. This behavior is observed when Constraint Rule Execution Mode is set as either CMS or Server.
CPQ-44823	The user is unable to select option product quickly on the configuration page. This behavior is observed when Constraint Rule Execution Mode is set as either CMS or Server.

Apttus Copyright Disclaimer

Copyright © 2020 Apttus Corporation (“Apttus”) and/or its affiliates. All rights reserved.

No part of this document, or any information linked to or referenced herein, may be reproduced, distributed, or transmitted in any form or by any means, including photocopying, recording, or other electronic or mechanical methods, without the prior written consent of Apttus. All information contained herein is subject to change without notice and is not warranted to be error free.

This document may describe certain features and functionality of software that Apttus makes available for use under a license agreement containing restrictions on use and disclosure and are protected by intellectual property laws. Except as expressly permitted in your license agreement or allowed by law, you may not, in any form, or by any means, use, copy, reproduce, translate, broadcast, modify, license, transmit, distribute, exhibit, perform, publish, or display any part of the software. Reverse engineering, disassembly, decompilation of, or the creation of derivative work(s) from, the software is strictly prohibited. Additionally, this document may contain descriptions of software modules that are optional and for which you may not have purchased a license. As a result, your specific software solution and/or implementation may differ from those described in this document.

U.S. GOVERNMENT END USERS: Apttus software, including any operating system(s), integrated software, any programs installed on the hardware, and/or documentation, delivered to U.S. Government end users are “commercial computer software” pursuant to the applicable Federal Acquisition Regulation and agency-specific supplemental regulations. As such, use, duplication, disclosure, modification, and adaptation of the programs, including any operating system, integrated software, any programs installed on the hardware, and/or documentation, shall be subject to license terms and license restrictions applicable to the programs. No other rights are granted to the U.S. Government.

Neither the software nor the documentation were developed or intended for use in any inherently dangerous applications, including applications that may create a risk of personal injury. If you use this software or hardware in dangerous applications, then you shall be responsible to take all appropriate fail-safe, backup, redundancy, and other measures to ensure its safe use. Apttus and its affiliates disclaim any liability for any damages caused by use of this software or hardware in dangerous applications.

Apttus and X-Author are registered trademarks of Apttus and/or its affiliates.

The documentation and/or software may provide links to Web sites and access to content, products, and services from third parties. Apttus is not responsible for the availability of, or any content provided by third parties. You bear all risks associated with the use of such content. If you choose to purchase any products or services from a third party, the relationship is directly between you and the third party. Apttus is not responsible for: (a) the quality of third-party products or services; or (b) fulfilling any of the terms of the agreement with the third party, including delivery of products or services and warranty obligations related to purchased products or services. Apttus is not responsible for any loss or damage of any sort that you may incur from dealing with any third party.

For additional resources and support, please visit <https://community.apttus.com>.

DOC ID: ATESUM20RN20200729

Apttus TurboEngines Summer 2020 Patch 1 Release Notes


About Release Notes

Apttus Release Notes contain the following information about Apttus TurboEngines Summer 2020 Patch 1 release.

For more information on new features, enhancements, and document improvements refer to

- [What's New](#) in *Apttus TurboEngines Summer 2020 Administrator Guide* or
- [What's New](#) in *Apttus TurboEngines Summer 2020 REST API Guide*


- **Packages:** Lists packages that are required to upgrade to this release of the product
- **System Requirements and Supported Platforms:** Lists requirements and recommendations for installing this release
- **New Features:** Provides high-level descriptions of new features introduced in this release, with links to more detailed information
- **Enhancements:** Provides high-level descriptions of enhancements to existing features
- **Resolved Issues:** Lists customer-reported issues that are resolved in this release or known issues resolved from previous releases
- **Known Issues:** Lists known issues that are applicable in this release

 This documentation may contain descriptions of software features that are optional and for which you may not have purchased a license. As a result, your specific software solution and/or implementation may differ from those described in this document. Please contact your CSM or AE for information on your specific features and licensing.

Packages


The following packages and dependent packages are required to upgrade to this release to utilize all the new features of this release. These are the *minimum* required versions; later versions are also supported. Separate prerequisites for each feature can be found in the respective guides. The packages marked as **(New)** are new packages in this release.

Product	Latest Certified Version <i>(Version Name / Version Number)</i>
Apttus Base Library (New)	1.1.93.3 1.93.3

 Before installing or upgrading Apttus managed packages, you must review the dependency matrix for each managed package. You can refer to the package dependency matrix at [Apttus Packages Dependency Matrix](#).

System Requirements and Supported Platforms

The following table lists the minimum requirements for installing and using Apttus TurboEngines.

System Requirement	Minimum Supported Version
Operating System	Standard Salesforce.com requirements. See Salesforce PDF .
Browser	<p>Apttus supports the following browsers:</p> <ul style="list-style-type: none"> • Microsoft Edge • Google Chrome <p>Apttus recommends the latest stable version of the browser for the best performance.</p> <div style="border: 1px solid #ffc107; padding: 5px; margin-top: 10px;"> <p> Internet Explorer is not supported.</p> </div>

New Features

There are no new features in this release.

Enhancements

The following section describes existing features that are changed (or are no longer supported) in this release.

TurboEngines Data Sync Admin Application

The name of the administrator UI application has been changed from "Turbo Engine Admin" to "TurboEngines Admin" to align with product naming conventions.

Resolved Issues

The following table lists the issue resolved in this release.

Case Number	Apttus Internal Id	Description
N/A	LS-4190	The hyperlink on the Run History page was disabled when a sync was in progress.
N/A	LS-4215	The option to "Include all future fields" was displayed to the user even when Select All was not checked.

Known Issues

The following table provides the cumulative list of known issues up to this release.

Apttus Internal ID	Description
LS-3746	A user has the ability to view and add invalid fields in the Add Objects window.
LS-3789	Adding SFDC OOTB objects that do not support PK chunking could cause sync to fail.
LS-3815	A user can view invalid fields in the Add Objects list.
CPQ-44694	The price factor (Bundle Only) adjustment is not supported.
CPQ-44665	Line item formula fields dependent on Salesforce default value fields should be added under view cart custom fields and custom pricing fields in config system properties.
CPQ-44599	Promotions with "Contains" operator in criteria does not work.
CPQ-44779	Replacement Rules based on criteria does not execute until the user clicks on finalize.
CPQ-44752	Getting "Price Pending" error on "Finalize" when Option with price method "Flat Price" is added under bundle and option quantity is updated, repriced, and then finalized.
CPQ-44836	Option to Option exclusion constraint rule is not supported.
CPQ-44615	Usage Price Tiers are not shown within the popup for the finalized cart.
CPQ-44767	Line Items are not shown on the cart page when it is added with the filter condition.
CPQ-44671	Line item objects do not get updated in backend after reprice. Set APTS_AlwaysSaveAfterTurboPrice admin setting to true to see the expected behavior.
CPQ-43929	User needs to reprice if products are added from inclusion prompt.
CPQ-44832	A feature flag called "Enable Selling Term Rounding" does not work partially.
CPQ-44827	User is unable to finalize if they have "Check on Finalization" type of constraint rule.
CPQ-44817	The update cart line items request is sending a pricing status of complete, however, the response has the pricing status flipped back to pending.
CPQ-44773	Manual adjustment on option product calculates the wrong price for another option.
CPQ-44824	Auto-included primary line products are not getting auto-removed when you remove the condition product. This behavior is observed when Constraint Rule Execution Mode is set as either CMS or Server.
CPQ-44823	The user is unable to select option product quickly on the configuration page. This behavior is observed when Constraint Rule Execution Mode is set as either CMS or Server.

Apttus Copyright Disclaimer

Copyright © 2020 Apttus Corporation (“Apttus”) and/or its affiliates. All rights reserved.

No part of this document, or any information linked to or referenced herein, may be reproduced, distributed, or transmitted in any form or by any means, including photocopying, recording, or other electronic or mechanical methods, without the prior written consent of Apttus. All information contained herein is subject to change without notice and is not warranted to be error free.

This document may describe certain features and functionality of software that Apttus makes available for use under a license agreement containing restrictions on use and disclosure and are protected by intellectual property laws. Except as expressly permitted in your license agreement or allowed by law, you may not, in any form, or by any means, use, copy, reproduce, translate, broadcast, modify, license, transmit, distribute, exhibit, perform, publish, or display any part of the software. Reverse engineering, disassembly, decompilation of, or the creation of derivative work(s) from, the software is strictly prohibited. Additionally, this document may contain descriptions of software modules that are optional and for which you may not have purchased a license. As a result, your specific software solution and/or implementation may differ from those described in this document.

U.S. GOVERNMENT END USERS: Apttus software, including any operating system(s), integrated software, any programs installed on the hardware, and/or documentation, delivered to U.S. Government end users are “commercial computer software” pursuant to the applicable Federal Acquisition Regulation and agency-specific supplemental regulations. As such, use, duplication, disclosure, modification, and adaptation of the programs, including any operating system, integrated software, any programs installed on the hardware, and/or documentation, shall be subject to license terms and license restrictions applicable to the programs. No other rights are granted to the U.S. Government.

Neither the software nor the documentation were developed or intended for use in any inherently dangerous applications, including applications that may create a risk of personal injury. If you use this software or hardware in dangerous applications, then you shall be responsible to take all appropriate fail-safe, backup, redundancy, and other measures to ensure its safe use. Apttus and its affiliates disclaim any liability for any damages caused by use of this software or hardware in dangerous applications.

Apttus and X-Author are registered trademarks of Apttus and/or its affiliates.

The documentation and/or software may provide links to Web sites and access to content, products, and services from third parties. Apttus is not responsible for the availability of, or any content provided by third parties. You bear all risks associated with the use of such content. If you choose to purchase any products or services from a third party, the relationship is directly between you and the third party. Apttus is not responsible for: (a) the quality of third-party products or services; or (b) fulfilling any of the terms of the agreement with the third party, including delivery of products or services and warranty obligations related to purchased products or services. Apttus is not responsible for any loss or damage of any sort that you may incur from dealing with any third party.

For additional resources and support, please visit <https://community.apttus.com>.

DOC ID: ATESUM20P1RN20200821

Apttus TurboEngines Summer 2020 Patch 3 Release Notes


About Release Notes

Apttus Release Notes contain the following information about Apttus TurboEngines Summer 2020 Patch 3 release.

For more information on new features, enhancements, and document improvements refer to

- [What's New](#) in *Apttus TurboEngines Summer 2020 Administrator Guide* or
- [What's New](#) in *Apttus TurboEngines Summer 2020 REST API Guide*


- **Packages:** Lists packages that are required to upgrade to this release of the product
- **System Requirements and Supported Platforms:** Lists requirements and recommendations for installing this release
- **New Features:** Provides high-level descriptions of new features introduced in this release, with links to more detailed information
- **Enhancements:** Provides high-level descriptions of enhancements to existing features
- **Resolved Issues:** Lists customer-reported issues that are resolved in this release or known issues resolved from previous releases
- **Known Issues:** Lists known issues that are applicable in this release

 This documentation may contain descriptions of software features that are optional and for which you may not have purchased a license. As a result, your specific software solution and/or implementation may differ from those described in this document. Please contact your CSM or AE for information on your specific features and licensing.

Packages


The following packages and dependent packages are required to upgrade to this release to utilize all the new features of this release. These are the *minimum* required versions; later versions are also supported. Separate prerequisites for each feature can be found in the respective guides. The packages marked as **(New)** are new packages in this release.

Product	Latest Certified Version <i>(Version Name / Version Number)</i>
Apttus Base Library (New)	1.1.93.3 1.93.3

 Before installing or upgrading Apttus managed packages, you must review the dependency matrix for each managed package. You can refer to the package dependency matrix at [Apttus Packages Dependency Matrix](#).

System Requirements and Supported Platforms

The following table lists the minimum requirements for installing and using Apttus TurboEngines.

System Requirement	Minimum Supported Version
Operating System	Standard Salesforce.com requirements. See Salesforce PDF .
Browser	<p>Apttus supports the following browsers:</p> <ul style="list-style-type: none"> • Microsoft Edge • Google Chrome <p>Apttus recommends the latest stable version of the browser for the best performance.</p> <div style="border: 1px solid #f9c97d; padding: 5px; margin-top: 10px;"> <p> Internet Explorer is not supported.</p> </div>

New Features

There are no new features in this release.

Enhancements

The following section describes existing features that are changed (or are no longer supported) in this release.

TurboPricing Integration with Validation Callback class

The *ValidationCallback class* provides you a mechanism to define a custom logic to be executed after the pricing. This validation is executed when the user performs after **Pricing**, **Finalize Cart**, **Reprice**, and **Submit for Approval**. Thus, the user can not perform the **Pricing**, **Finalize Cart**, **Reprice**, and **Submit for Approval** actions, if the validation fails.

Enabling Advanced Approvals in the TurboPricing flow

This enhancement enables the customer to use the Advanced Approvals flow while TurboPricing is enabled.

Resolved Issues

There are no resolved issues in this release.

Known Issues

The following table provides the cumulative list of known issues up to this release.

Apttus Internal ID	Description
CPQ-45457	The Finalize action is not enabled when you revert approval required check.
CPQ-45472	<p>The validation error message still appears after repricing.</p> <p>When the validation callback class invoked, the validation call back class gives an error message If any condition of the validation class is not satisfied, the error message does not disappear.</p> <p>Resolution: Ignore the error message if the conditions of the validation class are matched.</p>
LS-3746	A user has the ability to view and add invalid fields in the Add Objects window.
LS-3789	Adding SFDC OOTB objects that do not support PK chunking could cause sync to fail.
LS-3815	A user can view invalid fields in the Add Objects list.
CPQ-44694	The price factor (Bundle Only) adjustment is not supported.
CPQ-44665	Line item formula fields dependent on Salesforce default value fields should be added under view cart custom fields and custom pricing fields in config system properties.
CPQ-44599	Promotions with "Contains" operator in criteria does not work.
CPQ-44779	Replacement Rules based on criteria does not execute until the user clicks on finalize.
CPQ-44752	Getting "Price Pending" error on "Finalize" when Option with price method "Flat Price" is added under bundle and option quantity is updated, repriced, and then finalized.
CPQ-44836	Option to Option exclusion constraint rule is not supported.
CPQ-44615	Usage Price Tiers are not shown within the popup for the finalized cart.
CPQ-44767	Line Items are not shown on the cart page when it is added with the filter condition.
CPQ-44671	Line item objects do not get updated in backend after reprice. Set APTS_AlwaysSaveAfterTurboPrice admin setting to true to see the expected behavior.
CPQ-43929	User needs to reprice if products are added from inclusion prompt.
CPQ-44832	A feature flag called "Enable Selling Term Rounding" does not work partially.
CPQ-44827	User is unable to finalize if they have "Check on Finalization" type of constraint rule.
CPQ-44817	The update cart line items request is sending a pricing status of complete, however, the response has the pricing status flipped back to pending.
CPQ-44773	Manual adjustment on option product calculates the wrong price for another option.

Apttus Internal ID	Description
CPQ-44824	Auto-included primary line products are not getting auto-removed when you remove the condition product. This behavior is observed when Constraint Rule Execution Mode is set as either CMS or Server.
CPQ-44823	The user is unable to select option product quickly on the configuration page. This behavior is observed when Constraint Rule Execution Mode is set as either CMS or Server.

Apttus Copyright Disclaimer

Copyright © 2020 Apttus Corporation (“Apttus”) and/or its affiliates. All rights reserved.

No part of this document, or any information linked to or referenced herein, may be reproduced, distributed, or transmitted in any form or by any means, including photocopying, recording, or other electronic or mechanical methods, without the prior written consent of Apttus. All information contained herein is subject to change without notice and is not warranted to be error free.

This document may describe certain features and functionality of software that Apttus makes available for use under a license agreement containing restrictions on use and disclosure and are protected by intellectual property laws. Except as expressly permitted in your license agreement or allowed by law, you may not, in any form, or by any means, use, copy, reproduce, translate, broadcast, modify, license, transmit, distribute, exhibit, perform, publish, or display any part of the software. Reverse engineering, disassembly, decompilation of, or the creation of derivative work(s) from, the software is strictly prohibited. Additionally, this document may contain descriptions of software modules that are optional and for which you may not have purchased a license. As a result, your specific software solution and/or implementation may differ from those described in this document.

U.S. GOVERNMENT END USERS: Apttus software, including any operating system(s), integrated software, any programs installed on the hardware, and/or documentation, delivered to U.S. Government end users are “commercial computer software” pursuant to the applicable Federal Acquisition Regulation and agency-specific supplemental regulations. As such, use, duplication, disclosure, modification, and adaptation of the programs, including any operating system, integrated software, any programs installed on the hardware, and/or documentation, shall be subject to license terms and license restrictions applicable to the programs. No other rights are granted to the U.S. Government.

Neither the software nor the documentation were developed or intended for use in any inherently dangerous applications, including applications that may create a risk of personal injury. If you use this software or hardware in dangerous applications, then you shall be responsible to take all appropriate fail-safe, backup, redundancy, and other measures to ensure its safe use. Apttus and its affiliates disclaim any liability for any damages caused by use of this software or hardware in dangerous applications.

Apttus and X-Author are registered trademarks of Apttus and/or its affiliates.

The documentation and/or software may provide links to Web sites and access to content, products, and services from third parties. Apttus is not responsible for the availability of, or any content provided by third parties. You bear all risks associated with the use of such content. If you choose to purchase any products or services from a third party, the relationship is directly between you and the third party.

Apttus is not responsible for: (a) the quality of third-party products or services; or (b) fulfilling any of the terms of the agreement with the third party, including delivery of products or services and warranty obligations related to purchased products or services. Apttus is not responsible for any loss or damage of any sort that you may incur from dealing with any third party.

For additional resources and support, please visit <https://community.apttus.com>.

DOC ID: ATESUM20P3RN20200923

Apttus TurboEngines Summer 2020 Patch 6 Release Notes


About Release Notes

Apttus Release Notes contain the following information about Apttus TurboEngines Summer 2020 Patch 3 release.

For more information on new features, enhancements, and document improvements refer to

- [What's New](#) in *Apttus TurboEngines Summer 2020 Administrator Guide* or
- [What's New](#) in *Apttus TurboEngines Summer 2020 REST API Guide*


- **Packages:** Lists packages that are required to upgrade to this release of the product
- **System Requirements and Supported Platforms:** Lists requirements and recommendations for installing this release
- **New Features:** Provides high-level descriptions of new features introduced in this release, with links to more detailed information
- **Enhancements:** Provides high-level descriptions of enhancements to existing features
- **Resolved Issues:** Lists customer-reported issues that are resolved in this release or known issues resolved from previous releases
- **Known Issues:** Lists known issues that are applicable in this release

 This documentation may contain descriptions of software features that are optional and for which you may not have purchased a license. As a result, your specific software solution and/or implementation may differ from those described in this document. Please contact your CSM or AE for information on your specific features and licensing.

Packages


The following packages and dependent packages are required to upgrade to this release to utilize all the new features of this release. These are the *minimum* required versions; later versions are also supported. Separate prerequisites for each feature can be found in the respective guides. The packages marked as **(New)** are new in this release.

Product	Latest Certified Version <i>(Version Name / Version Number)</i>
Apttus Base Library (New)	1.1.93.3 1.93.3

 Before installing or upgrading Apttus managed packages, you must review the dependency matrix for each managed package. You can refer to the package dependency matrix at [Apttus Packages Dependency Matrix](#).

System Requirements and Supported Platforms

The following table lists the minimum requirements for installing and using Apttus TurboEngines.

System Requirement	Minimum Supported Version
Operating System	Standard Salesforce.com requirements. See Salesforce PDF .
Browser	<p>Apttus supports the following browsers:</p> <ul style="list-style-type: none"> • Microsoft Edge • Google Chrome <p>Apttus recommends the latest stable version of the browser for the best performance.</p> <div style="border: 1px solid #ffc107; padding: 5px; margin-top: 10px;"> <p> Internet Explorer is not supported.</p> </div>

New Features

There are no new features in this release.

Enhancements

There are no enhancements in this release.

Resolved Issues

The following table lists the issue resolved in this release.

Case Number	Apttus Internal ID	Description
00108523	CPQ-46294	When you repriced the direct quote, Deal Guidance and Adjustment Type fields were continuously flashed on the Cart Summary page
00107979	CPQ-46259	An error message <i>LineItems could not found</i> displayed when you configured bundle products on the options selection page,

Case Number	Apttus Internal ID	Description
00108060	CPQ-46258	When you configured bundle products and priced, few price fields were blank on the cart page.
00108210	CPQ-46255	When you added a custom product to the cart, the total cart value displayed incorrectly and the Reprice button was not enabled.
00107947	CPQ-46241	Following error messages displayed when you added the attribute in the bundle. <ul style="list-style-type: none"> • Price list item not found. Please check provided price list id and product id. • Option is marked as error as parent bundle is marked as error.
00108168	CPQ-46235	On the summary page, a user observed an extra line designated for the Product Name and Product Totals in the Turbo Quote.
00108169	CPQ-46234	The Finalize action did not enable on the cart page after completing the pricing.
NA	CPQ-43964	The pricing status and grand total did not update when you added a line item using the copy option.

Known Issues

The following table provides the cumulative list of known issues up to this release.

Apttus Internal ID	Description
CPQ-45457	The Finalize action is not enabled when you revert approval required check.
CPQ-45472	The validation error message still appears after repricing. When the validation callback class invoked, the validation call back class gives an error message If any condition of the validation class is not satisfied, the error message does not disappear. Resolution: Ignore the error message if the conditions of the validation class are matched.
LS-3746	A user has the ability to view and add invalid fields in the Add Objects window.
LS-3789	Adding SFDC OOTB objects that do not support PK chunking could cause sync to fail.

Apttus Internal ID	Description
LS-3815	A user can view invalid fields in the Add Objects list.
CPQ-44694	The price factor (Bundle Only) adjustment is not supported.
CPQ-44665	Line item formula fields dependent on Salesforce default value fields should be added under view cart custom fields and custom pricing fields in config system properties.
CPQ-44599	Promotions with the "Contains" operator in criteria does not work.
CPQ-44779	Replacement Rules based on criteria does not execute until the user clicks on finalize.
CPQ-44752	Getting "Price Pending" error on "Finalize" when Option with price method "Flat Price" is added under bundle and option quantity is updated, repriced, and then finalized.
CPQ-44836	Option to Option exclusion constraint rule is not supported.
CPQ-44615	Usage Price Tiers are not shown within the popup for the finalized cart.
CPQ-44767	Line Items are not shown on the cart page when it is added with the filter condition.
CPQ-44671	Line item objects do not get updated in backend after reprice. Set APTS_AlwaysSaveAfterTurboPrice admin setting to true to see the expected behavior.
CPQ-43929	User needs to reprice if products are added from inclusion prompt.
CPQ-44832	A feature flag called "Enable Selling Term Rounding" does not work partially.
CPQ-44827	User is unable to finalize if they have "Check on Finalization" type of constraint rule.
CPQ-44817	The update cart line items request is sending a pricing status of complete, however, the response has the pricing status flipped back to pending.
CPQ-44773	Manual adjustment on option product calculates the wrong price for another option.
CPQ-44824	Auto-included primary line products are not getting auto-removed when you remove the condition product. This behavior is observed when Constraint Rule Execution Mode is set as either CMS or Server.
CPQ-44823	The user is unable to select option product quickly on the configuration page. This behavior is observed when Constraint Rule Execution Mode is set as either CMS or Server.

Apttus Copyright Disclaimer

Copyright © 2020 Apttus Corporation ("Apttus") and/or its affiliates. All rights reserved.

No part of this document, or any information linked to or referenced herein, may be reproduced, distributed, or transmitted in any form or by any means, including photocopying, recording, or other electronic or mechanical methods, without the prior written consent of Apttus. All information contained herein is subject to change without notice and is not warranted to be error free.

This document may describe certain features and functionality of software that Apttus makes available for use under a license agreement containing restrictions on use and disclosure and are protected by intellectual property laws. Except as expressly permitted in your license agreement or allowed by law, you may not, in any form, or by any means, use, copy, reproduce, translate, broadcast, modify, license, transmit, distribute, exhibit, perform, publish, or display any part of the software. Reverse engineering, disassembly, decompilation of, or the creation of derivative work(s) from, the software is strictly prohibited. Additionally, this document may contain descriptions of software modules that are optional and for which you may not have purchased a license. As a result, your specific software solution and/or implementation may differ from those described in this document.

U.S. GOVERNMENT END USERS: Apttus software, including any operating system(s), integrated software, any programs installed on the hardware, and/or documentation, delivered to U.S. Government end users are “commercial computer software” pursuant to the applicable Federal Acquisition Regulation and agency-specific supplemental regulations. As such, use, duplication, disclosure, modification, and adaptation of the programs, including any operating system, integrated software, any programs installed on the hardware, and/or documentation, shall be subject to license terms and license restrictions applicable to the programs. No other rights are granted to the U.S. Government.

Neither the software nor the documentation were developed or intended for use in any inherently dangerous applications, including applications that may create a risk of personal injury. If you use this software or hardware in dangerous applications, then you shall be responsible to take all appropriate fail-safe, backup, redundancy, and other measures to ensure its safe use. Apttus and its affiliates disclaim any liability for any damages caused by use of this software or hardware in dangerous applications.

Apttus and X-Author are registered trademarks of Apttus and/or its affiliates.

The documentation and/or software may provide links to Web sites and access to content, products, and services from third parties. Apttus is not responsible for the availability of, or any content provided by third parties. You bear all risks associated with the use of such content. If you choose to purchase any products or services from a third party, the relationship is directly between you and the third party. Apttus is not responsible for: (a) the quality of third-party products or services; or (b) fulfilling any of the terms of the agreement with the third party, including delivery of products or services and warranty obligations related to purchased products or services. Apttus is not responsible for any loss or damage of any sort that you may incur from dealing with any third party.

For additional resources and support, please visit <https://community.apttus.com>.

DOC ID: ATESUM20P6RN20201028