

**APTTUS<sup>®</sup>**

## **Digital Commerce on Salesforce Summer 2019 Release Notes**

08/01/2019

# Table of Contents

About Release Notes.....	3
Packages .....	4
System Requirements and Supported Platforms.....	5
New Features.....	6
Request Quote .....	6
Guest User Checkout.....	7
Multi-Language Support.....	8
Payment Integration.....	8
Tax Integration .....	8
Enhancements .....	10
Asset-Based Ordering.....	10
Attribute-Based Configuration Rules .....	12
Data Model Changes .....	13
Resolved Issues .....	14
Known Issues.....	15
Apttus Copyright Disclaimer .....	16


## About Release Notes

Apttus Release Notes contain the following information about Digital Commerce Summer 2019 Release on Salesforce.

For more information on new features, enhancements, and document improvements refer to

- [What's new](#) in *Digital Commerce on Salesforce Summer 2019 Implementation and Deployment Guide*.
- [What's new](#) in *Digital Commerce on Salesforce Summer 2019 User Guide*.

- [Packages](#): Lists packages that are required to upgrade to this release of the product
- [System Requirements and Supported Platforms](#): Lists requirements and recommendations for installing this release
- [New Features](#): Provides high-level descriptions of new features introduced in this release, with links to more detailed information
- [Enhancements](#): Provides high-level descriptions of enhancements to existing features
- [Data Model Changes](#): Lists changes to the data model
- [Resolved Issues](#): Lists customer-reported issues that are resolved in this release or known issues resolved from previous releases
- [Known Issues](#): Lists known issues that are applicable in this release

 This documentation may contain descriptions of software features that are optional and for which you may not have purchased a license. As a result, your specific software solution and/or implementation may differ from those described in this document. Please contact your CSM or AE for information on your specific features and licensing.


## Packages

The following packages and dependent packages are required to upgrade to this release to utilize all the new features of this release. These are the *minimum* required versions; later versions are also supported. Separate prerequisites for each feature can be found in the respective guides. The packages marked as **(New)** are new packages in this release.

Product	Latest Certified Version <i>Version Name / Version Number</i>
Apttus Contract Management <b>(New)</b>	9.3.0432.5   9.432.5
Apttus E-Commerce <b>(New)</b>	3.17   3.17
Apttus Proposal Management <b>(New)</b>	9.0.0187   9.187
Apttus Configuration & Pricing <b>(New)</b>	11.0.1552.12   11.1552.12
Apttus Quote/Proposal Configuration Integration <b>(New)</b>	11.0.0288   11.288
Apttus CPQ Admin <b>(New)</b>	11.30   11.30
Apttus CPQ API <b>(New)</b>	11.0.0091   10.91
Apttus Promotion Management (Required if you are using Promotions)	1.0.0000   1.0
Apttus Quote/Proposal-Asset Integration (Required if you are using Assets Based Ordering)	6.5.0014   6.14
Apttus Order Management <b>(New)</b>	1.0.0000   1.0
Apttus Billing Management <b>(New)</b>	5.1.0158   5.158

## System Requirements and Supported Platforms

The following table lists the minimum requirements for installing and using Digital Commerce.

System Requirement	Minimum Supported Version
Operating System	Standard <a href="#">Salesforce.com</a> requirements. See <a href="#">Salesforce PDF</a> .
Browser	<p>Apttus supports the following browsers:</p> <ul style="list-style-type: none"> <li>• Microsoft Edge</li> <li>• Google Chrome</li> </ul> <p>Apttus recommends the latest version of the browser for the best performance. Apttus also recommends its customers to use Microsoft Edge as the browser of choice.</p> <div style="border: 1px solid #f1c40f; padding: 5px; margin-top: 10px;"> <p> Internet Explorer is not supported.</p> </div>

### Upgrade Notes

For more information on the prerequisites and post-upgrade tasks, see [Installing Apttus E-Commerce Package](#) in Digital Commerce on Salesforce Implementation and Deployment Guide.

## New Features

The following features are new to Digital Commerce in this release.

- [Request Quote](#)
- [Guest User Checkout](#)
- [Multi-Language Support](#)
- [Payment Integration](#)
- [Tax Integration](#)

## Request Quote

Summer 2019 release of Digital Commerce introduces requesting a quote from the cart capabilities.

Price Summary	
Total Price	\$14,000.00
Promotion(s) Applied	-\$2,375.00
Estimated Tax	\$88.08
Sub Total	\$11,713.08

With this feature, you can perform the following operations:

- Request a quote instead of placing an order directly for better pricing and product configuration and later submit the quote request.
- View the quote you requested to see and track the status of the quote.
- View quotes presented to you.
- Edit the line items in a requested quote to add, modify or delete items.
- View and manage Attachments and Comments.
- Accept a requested quote after it is processed and presented to you for review and proceed to place the order.
- View the order generated for the quote after the quote is accepted and track the status of the order.
- View Summary Charts for Quote.

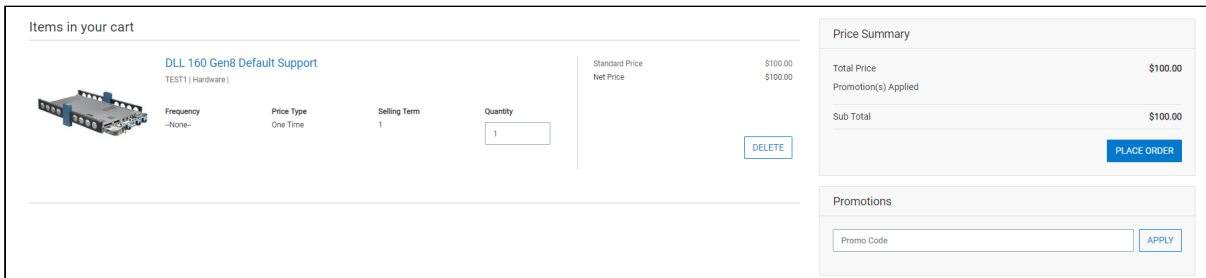
### Get Started

For details on requesting a quote and other capabilities, refer to [Requesting a Quote](#) in *Digital Commerce on Salesforce Summer 2019 User Guide*.

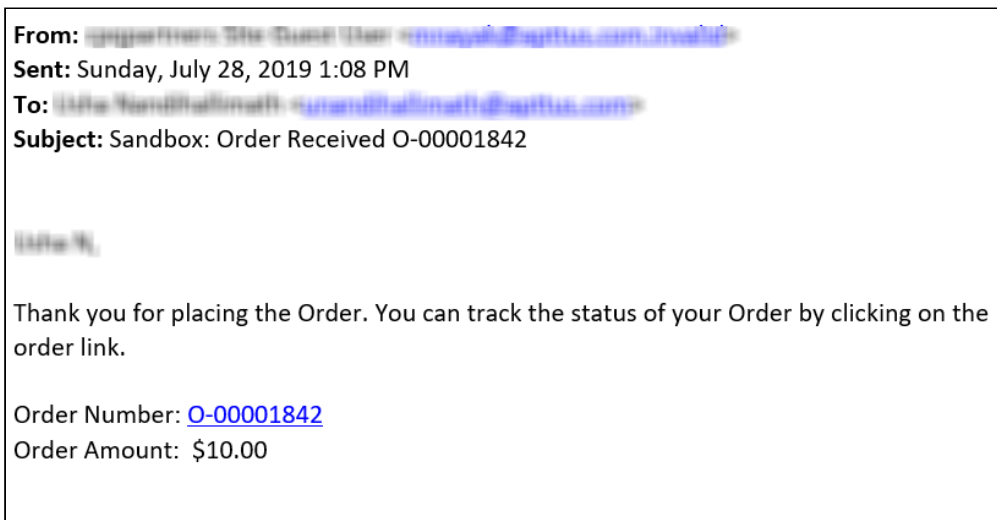
## Guest User Checkout

With this release, more capabilities have been enabled for a guest user. As a guest user, you can:

- Create and configure products to the cart and place an order without registering.



- Receive email notifications for the order placed and can open it and track the order status.



- Create or track contacts for guest users for traceability
- View placed order without registering or logging in.

### Get Started

For details on setting up the email notification template, refer to [Setting Email Notification Template for Checkout](#) in *Digital Commerce on Salesforce Summer 2019 Administrator Guide*.

For details on checking out of the cart as a guest user, refer to [Checkout of the Cart](#) in *Digital Commerce on Salesforce Summer 2019 User Guide*.

## Multi-Language Support

Digital Commerce Summer 2019 comes with multi-language support from the SDK or Salesforce. This release supports translations for the following:

- Static Text (Page Titles, Header, Footer, Tabs, and Descriptions)
- Object fields
- Data (Product, Categories, and Attribute Groups)
- Integration with Salesforce Translation Workbench

### Get Started

For details on multi-language support, refer to [Setting Up Multi-language Using Translations](#) in Digital Commerce on Salesforce Summer 2019 Administrator Guide.

## Payment Integration

Support for Payments Integration has been added with this release:

- You can use Payment Integration Services and UI to setup payment methods
- You can add and manage payment methods in addition to adding cards and saving already used cards for making payments
- Use unmanaged package for Cybersource Payment Integration
- You can choose to configure and use other payment gateways

### Get Started

For details on payments integration, refer to [Payment Integration](#) in *Digital Commerce on Salesforce Summer 2019 Administrator Guide*.

## Tax Integration

Support for Tax Integration has been added with this release:

- You can use Tax integration services and UI components to set up tax calculations
- You can enable Tax Calculation for the Storefront in Digital Commerce SDK
- Provides a mechanism to calculate the Estimated Tax during Checkout or Request Quote process
- Calculate the tax and show total tax amount for the order or quote
- View Tax Breakdown at Summary and Line items
- Show tax amount for each line items
- Show Details of the tax for overall calculated tax
- Show details of the tax for the individual line items
- Use unmanaged package for Avalara Tax Integration
- You can also choose to configure and use other tax integration framework

### Get Started



For details on tax integration, refer to [Tax Integration with Avalara Tax Engine](#) in *Digital Commerce on Salesforce Summer 2019 Administrator Guide*.

## Enhancements

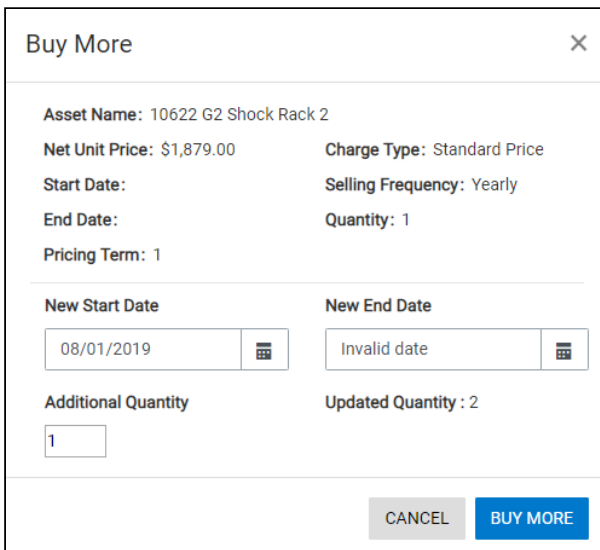
The following section describes existing features that are changed (or are no longer supported) in this release.

- [Asset-Based Ordering](#)
- [Attribute-Based Configuration Rules](#)

### Asset-Based Ordering

The following enhancements have been done to Asset-Based Order feature with this release:

- You can buy more than one standalone product from your previously purchased products.



The screenshot shows a 'Buy More' dialog box with the following details:

- Asset Name:** 10622 G2 Shock Rack 2
- Net Unit Price:** \$1,879.00
- Charge Type:** Standard Price
- Start Date:** (empty)
- Selling Frequency:** Yearly
- End Date:** (empty)
- Quantity:** 1
- Pricing Term:** 1

Below these details are two date selection fields:

- New Start Date:** 08/01/2019
- New End Date:** Invalid date

At the bottom, there are two quantity fields:

- Additional Quantity:** 1
- Updated Quantity:** 2

At the bottom right, there are two buttons: 'CANCEL' and 'BUY MORE'.

- You can renew an existing bundle subscription to continue using the product subscription.

**Renew** ✕

---

**Asset Name:** 10622 G2 Shock Rack 2

**Charge Type:** Standard Price      **Net Unit Price:** \$1,879.00


**Selling Frequency:** Yearly      **Quantity:** 1

**Start Date:**      **End Date:**

**Net Price:** \$1,879.00

---

Renewal End Date       Use Existing Term



---

- You can terminate one or more of your bundle subscriptions to end the subscriptions.

**Terminate Asset(s)** ✕

---

**Asset Name:** 10622 G2 Shock Rack 2

**Selling Frequency:** Yearly      **Net Unit Price:** \$1,879.00


**Start Date:**      **Quantity:** 1

**End Date:**      **Net Price:** \$1,879.00

**Charge Type:** Standard Price

---

**Termination Date**



---

- View Selected Configuration for Asset.



- Support for multi-charge type.

### Get Started

For details on managing assets, refer to [Managing Assets in Digital Commerce on Salesforce Summer 2019 User Guide](#).

## Attribute-Based Configuration Rules

The following enhancements have been done to Attribute-Based Rules feature with this release:

- Digital Commerce now shows a quick preview for lookup fields for the selected lookup values.
- Attribute Rule Matrix executes the Attribute-based constraint rules for Standalone products and bundles that have attributes so that you can select the right configuration.
- Attribute Value Matrix
- Generic lookup (reference fields) component that can be used as an input field for single select or multi-select lookup fields.
- Lookup Attributes allows you to configure and select attributes of type lookup (reference fields) for standalone and bundle products or options.

### Get Started

For details on managing attributes, refer to [Attribute Based Configuration Rules in Digital Commerce on Salesforce Summer 2019 User Guide](#).

## Data Model Changes

The following objects and fields are introduced to or changed in the system or data model in this release.

**⚠** The System/User indicates whether the field is used by the System only (System), or if the field may be used for integration updates (User). The below given all fields are consumed by Users and updated by System.

Object	Fields	Description	System /User	New/ Changed
Storefronts				Changed
	Default Locale	Default locale for users in the Storefront.	User	New
	Default Account for Guest Users	The account used as the default account for orders placed by guest users from E-Commerce.	User	New
	Enable Request Quote	Feature flag to enable request quote capabilities for the Storefront	User	New
	Enable Tax Calculations	Feature flag to enable Tax calculation capabilities for the Storefront.	User	New
	Translation URL	Address to retrieve the translation of custom labels for Storefront.	User	New
	Asset Actions	Asset actions enabled for the Storefront. New values added: Buy More, Change Configuration	User	Changed

## Resolved Issues

The following table lists the issues resolved in this release.

Case Number	Apttus Internal ID	Description
N/A	DC-2972	Guest user cart was being displayed after logging in to the system instead of my cart.
N/A	DC-2649	Enable ABO: Enable Promotion was not selected, thus forcing the creation of custom permission set for these actions specifically.

The following table lists the known issues resolved from the previous release.

Apttus Internal ID	Description
DC-2734 DC-2557	<p>Logging in to Digital Commerce fails if API Permission is disabled.</p> <p><b>Workaround:</b></p> <ol style="list-style-type: none"> <li>1. Clone Apttus Ecommerce permission set and name it Apttus Ecommerce Custom.</li> <li>2. Go to <b>Setup &gt; Administration Setup &gt; Manage Users &gt; Permission Sets</b> and select the permission set. In this case, Apttus Ecommerce and Apttus Ecommerce Custom.</li> <li>3. Go to <b>System Permissions</b> and select to check <b>API Enabled</b>.</li> <li>4. Click <b>Save</b>.</li> </ol> <p>Everytime you assign Apttus Ecommerce permission set to a user, you <b>MUST</b> assign Apttus Ecommerce Custom permission set as well.</p>

## Known Issues

The following table provides the cumulative list of known issues up to this release.

Apttus Internal ID	Description
DC-3353	Update configuration is not functioning for option products, which are selected from configuration popup.
DC-3383	Buy more option is not functioning for one time asset, as the selected line item is not getting added to the cart.

## Apttus Copyright Disclaimer

Copyright © 2019 Apttus Corporation (“Apttus”) and/or its affiliates. All rights reserved.

No part of this document, or any information linked to or referenced herein, may be reproduced, distributed, or transmitted in any form or by any means, including photocopying, recording, or other electronic or mechanical methods, without the prior written consent of Apttus. All information contained herein is subject to change without notice and is not warranted to be error free.

This document may describe certain features and functionality of software that Apttus makes available for use under a license agreement containing restrictions on use and disclosure and are protected by intellectual property laws. Except as expressly permitted in your license agreement or allowed by law, you may not, in any form, or by any means, use, copy, reproduce, translate, broadcast, modify, license, transmit, distribute, exhibit, perform, publish, or display any part of the software. Reverse engineering, disassembly, decompilation of, or the creation of derivative work(s) from, the software is strictly prohibited. Additionally, this document may contain descriptions of software modules that are optional and for which you may not have purchased a license. As a result, your specific software solution and/or implementation may differ from those described in this document.

**U.S. GOVERNMENT END USERS:** Apttus software, including any operating system(s), integrated software, any programs installed on the hardware, and/or documentation, delivered to U.S. Government end users are “commercial computer software” pursuant to the applicable Federal Acquisition Regulation and agency-specific supplemental regulations. As such, use, duplication, disclosure, modification, and adaptation of the programs, including any operating system, integrated software, any programs installed on the hardware, and/or documentation, shall be subject to license terms and license restrictions applicable to the programs. No other rights are granted to the U.S. Government.

Neither the software nor the documentation were developed or intended for use in any inherently dangerous applications, including applications that may create a risk of personal injury. If you use this software or hardware in dangerous applications, then you shall be responsible to take all appropriate fail-safe, backup, redundancy, and other measures to ensure its safe use. Apttus and its affiliates disclaim any liability for any damages caused by use of this software or hardware in dangerous applications.

Apttus and X-Author are registered trademarks of Apttus and/or its affiliates.

The documentation and/or software may provide links to Web sites and access to content, products, and services from third parties. Apttus is not responsible for the availability of, or any content provided by third parties. You bear all risks associated with the use of such content. If you choose to purchase any products or services from a third party, the relationship is directly between you and the third party. Apttus is not responsible for: (a) the quality of third-party products or services; or (b) fulfilling any of the terms of the agreement with the third party, including delivery of products or services and warranty obligations related to purchased products or services. Apttus is not responsible for any loss or damage of any sort that you may incur from dealing with any third party.

For additional resources and support, please visit <https://community.apttus.com>.

DOC ID: DCOMSFUM19RN201900801