

**APTTUS<sup>®</sup>**

## **Digital Commerce on Salesforce Spring 2019 Patch 2 Release Notes**

06/18/2019

# Table of Contents

About Release Notes.....	3
Packages .....	4
System Requirements and Supported Platforms.....	5
New Features.....	6
Enhancements .....	7
Data Model Changes .....	8
Resolved Issues .....	9
Known Issues.....	10
Apttus Copyright Disclaimer .....	11


## About Release Notes

Apttus Release Notes contain the following information about Digital Commerce Spring 2019 Patch 2 Release on Salesforce.

For more information on new features, enhancements, and document improvements refer to

- [What's new](#) in *Digital Commerce on Salesforce Spring 2019 Implementation and Deployment Guide*.
- [What's new](#) in *Digital Commerce on Salesforce Spring 2019 User Guide*.

- **Packages:** Lists packages that are required to upgrade to this release of the product
- **System Requirements and Supported Platforms:** Lists requirements and recommendations for installing this release
- **New Features:** Provides high-level descriptions of new features introduced in this release, with links to more detailed information
- **Enhancements:** Provides high-level descriptions of enhancements to existing features
- **Data Model Changes:** Lists changes to the data model
- **Resolved Issues:** Lists customer-reported issues that are resolved in this release or known issues resolved from previous releases
- **Known Issues:** Lists known issues that are applicable in this release

 This documentation may contain descriptions of software features that are optional and for which you may not have purchased a license. As a result, your specific software solution and/or implementation may differ from those described in this document. Please contact your CSM or AE for information on your specific features and licensing.


## Packages

The following packages and dependent packages are required to upgrade to this release to utilize all the new features of this release. These are the *minimum* required versions; later versions are also supported. Separate prerequisites for each feature can be found in the respective guides. The packages marked as **(New)** are new packages in this release.

Product	Latest Certified Version <i>Version Name / Version Number</i>
Apttus Contract Management	9.3.0432   9.432
Apttus E-Commerce <b>(New)</b>	3.0.0008   3.8
Apttus Proposal Management	8.6.0181   8.181
Apttus Configuration & Pricing	10.8.1507   10.1507
Apttus Quote/Proposal Configuration Integration	10.4.0281   10.281
Apttus CPQ Admin	5.18   5.18
Apttus CPQ API	10.3.0090   10.90
Apttus Promotion Management (Required if you are using Promotions)	1.0.0000   1.0
Apttus Quote/Proposal-Asset Integration (Required if you are using Assets Based Ordering)	6.5.0014   6.14

# System Requirements and Supported Platforms

The following table lists the minimum requirements for installing and using Digital Commerce.

System Requirement	Minimum Supported Version
Operating System	Standard <a href="#">Salesforce.com</a> requirements. See <a href="#">Salesforce PDF</a> .
Browser	<p>Apttus supports the following browsers:</p> <ul style="list-style-type: none"> <li>• Microsoft Edge</li> <li>• Google Chrome</li> </ul> <p>Apttus recommends the latest version of the browser for the best performance. Apttus also recommends its customers to use Microsoft Edge as the browser of choice.</p> <div style="border: 1px solid #f0e68c; padding: 5px; margin-top: 10px;"> <p> Internet Explorer is not supported.</p> </div>

## Upgrade Notes

For more information on the prerequisites and post-upgrade tasks, see [Installing Apttus E-Commerce Package](#) in Digital Commerce on Salesforce Implementation and Deployment Guide.

## **New Features**

There are no new features in this release.

## Enhancements

There are no new enhancements in this release.

## Data Model Changes

The following objects and fields are introduced to or changed in the system or data model in this release.

**⚠** The System/User indicates whether the field is used by the System only (System), or if the field may be used for integration updates (User). The below given all fields are consumed by Users and updated by System.

Object	Fields	Description	System/ User	New/ Changed
Storefront				Changed
	Default Account for Guest Users	Account used as default account for orders placed by guest users from E-Commerce	User	New




## Resolved Issues

The following table lists the issues resolved in this release.

Case Number	Apttus Internal ID	Description
N/A	DC-2887	Refreshing the product catalog page as a logged in user, disabled the Installed Product icon and ABO actions. This issue is now resolved.
N/A	DC-2840	There was no Account information on Order generated by a Guest User. This issue is now resolved.
N/A	DC-2730	Order was not submitted, if the Account specific Price List was not set. This issue is now resolved.
N/A	DC-2640	On the Manage Cart page, the Start Date was not displaying as the current system and the End Date was displayed incorrectly. This issue is now resolved.
N/A	DC-2633	Attachments were not opening for any product from the Product details page. This issue is now resolved.
N/A	DC-2632	Navigating to the Product Details page of a Bundle product displayed an error. This issue is now resolved.

## Known Issues

The following table provides the cumulative list of known issues up to this release.

Apttus Internal ID	Issue
DC-2734	<p>Logging in to Digital Commerce fails if API Permission is disabled.</p> <p><b>Workaround:</b></p> <ol style="list-style-type: none"> <li>1. Clone Apttus Ecommerce permission set and name it Apttus Ecommerce Custom.</li> <li>2. Go to <b>Setup &gt; Administration Setup &gt; Manage Users &gt; Permission Sets</b> and select the permission set. In this case, Apttus Ecommerce and Apttus Ecommerce Custom.</li> <li>3. Go to <b>System Permissions</b> and select to check <b>API Enabled</b>.</li> <li>4. Click <b>Save</b>.</li> </ol> <div style="border: 1px solid #f0e68c; padding: 10px; margin-top: 10px;"> <p> Everytime you assign Apttus Ecommerce permission set to a user, you <b>MUST</b> assign Apttus Ecommerce Custom permission set as well.</p> </div>

## Apttus Copyright Disclaimer

Copyright © 2019 Apttus Corporation (“Apttus”) and/or its affiliates. All rights reserved.

No part of this document, or any information linked to or referenced herein, may be reproduced, distributed, or transmitted in any form or by any means, including photocopying, recording, or other electronic or mechanical methods, without the prior written consent of Apttus. All information contained herein is subject to change without notice and is not warranted to be error free.

This document may describe certain features and functionality of software that Apttus makes available for use under a license agreement containing restrictions on use and disclosure and are protected by intellectual property laws. Except as expressly permitted in your license agreement or allowed by law, you may not, in any form, or by any means, use, copy, reproduce, translate, broadcast, modify, license, transmit, distribute, exhibit, perform, publish, or display any part of the software. Reverse engineering, disassembly, decompilation of, or the creation of derivative work(s) from, the software is strictly prohibited. Additionally, this document may contain descriptions of software modules that are optional and for which you may not have purchased a license. As a result, your specific software solution and/or implementation may differ from those described in this document.

**U.S. GOVERNMENT END USERS:** Apttus software, including any operating system(s), integrated software, any programs installed on the hardware, and/or documentation, delivered to U.S. Government end users are “commercial computer software” pursuant to the applicable Federal Acquisition Regulation and agency-specific supplemental regulations. As such, use, duplication, disclosure, modification, and adaptation of the programs, including any operating system, integrated software, any programs installed on the hardware, and/or documentation, shall be subject to license terms and license restrictions applicable to the programs. No other rights are granted to the U.S. Government.

Neither the software nor the documentation were developed or intended for use in any inherently dangerous applications, including applications that may create a risk of personal injury. If you use this software or hardware in dangerous applications, then you shall be responsible to take all appropriate fail-safe, backup, redundancy, and other measures to ensure its safe use. Apttus and its affiliates disclaim any liability for any damages caused by use of this software or hardware in dangerous applications.

Apttus and X-Author are registered trademarks of Apttus and/or its affiliates.

The documentation and/or software may provide links to Web sites and access to content, products, and services from third parties. Apttus is not responsible for the availability of, or any content provided by third parties. You bear all risks associated with the use of such content. If you choose to purchase any products or services from a third party, the relationship is directly between you and the third party. Apttus is not responsible for: (a) the quality of third-party products or services; or (b) fulfilling any of the terms of the agreement with the third party, including delivery of products or services and warranty obligations related to purchased products or services. Apttus is not responsible for any loss or damage of any sort that you may incur from dealing with any third party.

For additional resources and support, please visit <https://community.apttus.com>.

DOC ID: DCOMSFSPR19P2RN20190524