

APTTUS[®]

Contract Management on Salesforce Summer 2018 Release Notes

07 September 2018


Table of Contents

About Release Notes	3
Packages	4
System Requirements and Supported Platforms	5
Feature Summary	6
Ability to Add and Customize Action Panel in Classic Mode for Community Portals	6
New Comply System Property to Unlock Smart Elements	6
Data Model Changes	7
Resolved Issues	8
Known Issues	9
Apttus Copyright Disclaimer	10

About Release Notes

Apttus Release Notes contain the following information about this release:

- [Packages](#): Lists the packages that are required to upgrade to this release.
- [System Requirements and Supported Platforms](#): Information pertaining to the requirements and recommendations you must consider before you proceed with the installation.
- [Feature Summary](#): High-level descriptions of new features and enhancements to existing features, with links to Get Started topics to help you set up and use the new feature or enhancement.
- [Data Model Changes](#): Lists the changes to the data model.
- [Resolved Issues](#): Lists issues resolved in this release.
- [Known Issues](#): Lists known issues in the product and workarounds if applicable.

 This documentation may contain descriptions of software features that are optional and for which you may not have purchased a license. As a result, your specific software solution and/or implementation may differ from those described in this document. Please contact your CSM or AE for information on your specific features and licensing.


Packages

The following package and dependent package are required to upgrade to this release to utilize all the new features of this release. This is the *minimum* required version; later versions are also supported. Separate pre-requisites per feature can be found in the respective guides. The package marked **(New)** is the new package in this release.

Product	Latest Certified Version (Name Number)
Apttus Contract Management (New)	9.2.0417 9.417 <div style="border: 1px solid #ccc; padding: 10px;"> <p>Note</p> <p>To support the File type of document generated, if users check in and check out documents from X-Author Contracts, they must use X-Author Contracts V9.1.0430 and later versions.</p> <p>The template of <i>Pre FX2</i> format does not support the File type of document generated regardless of the X-Author Contracts version.</p> </div>

System Requirements and Supported Platforms

Apttus Contract Management is a web-based, on-demand application that is accessed via a standard web browser through the Internet. Before you install and start using Apttus Contract Management, you must ensure the minimum system requirements.

System Requirements	
Item	Requirement
Operating System	Standard Salesforce.com requirements. See Salesforce PDF .
Browser	<p>Apttus Contract Management supports the most recent stable versions of the following browsers:</p> <ul style="list-style-type: none"> • Google Chrome™ • Mozilla Firefox™ • Microsoft Edge™ • Apple Safari™ <div style="border: 1px solid #ccc; padding: 5px; margin-top: 10px;"> <p> Note Internet Explorer is not supported.</p> </div>
Microsoft Office	<ul style="list-style-type: none"> • Microsoft Word 2007 with Service Pack 2 plus hotfix package 976477 (Word 2007 version number must be greater than 12.0.6520.4999) • Microsoft Word 2010 (32 bit & 64 bit) or Office 2010 (32 bit & 64 bit) • Microsoft Word 2013 (32 bit & 64 bit) or Office 2013 (32 bit & 64 bit)

Feature Summary

The following features are new to Apttus Contract Management on Salesforce, in this release:

- [Ability to Add and Customize Action Panel in Classic Mode for Community Portals](#)
- [New Comply System Property to Unlock Smart Elements](#)

Ability to Add and Customize Action Panel in Classic Mode for Community Portals

In this release, Contract Management enables you to add and customize the action panel in classic mode for community portals. You must configure the admin setting APTS_CustomLinksforActionPanel to add the required buttons to the action panel.

Get Started

For more information, see [Adding and Defining Action Panel](#) in *Contract Management on Salesforce Administrator Guide*.

New Comply System Property to Unlock Smart Elements

A new comply system property (Unlock Smart Elements) is introduced in this release. If this checkbox is selected, the user can delete smart elements from the generated document.

Get Started


For more information, see [Comply System Properties](#) in *Contract Management on Salesforce Administrator Guide*.

Data Model Changes

This release does not entail changes to the data model.

Resolved Issues

The following table represents the resolved issues in this release:

Case Number	Description	Apttus Internal ID
NA	On the Work Order custom object, an "Invalid Field Id" error was displayed while generating an agreement document. This issue is now resolved.	CLM-3238
NA	Clicking the eSignatures button displayed a VF page error since the CLM package was upgraded. This issue is now resolved.	CLM-3137
00215199	There were too many SOQL queries during document generation. This issue is now resolved. <div style="border: 1px solid #f0e68c; padding: 5px; margin-top: 10px;">  In Ruleset components, only Attachment ID is supported, not File type ID. FILE type for Templates is not supported yet. </div>	CLM-3131
CAS-02356-B1S3T3	Regarding (CONTAINS, IN, INCLUDES, LIKE) operators in queue assignment records. This issue is now resolved.	CLM-3081
00218956	On the preview page, the agreement showed a date with a time stamp, though you did not select a date and time field. This issue is now resolved.	CLM-2909

Known Issues

The following table represents the known issues in this release.

Apttus Internal ID	Description
XA-2718	On Partner Community portals, when you try to upload an offline agreement or check in an existing template to agreements in FX2 format from X-Author Contracts, an error message is displayed for version-aware and non-version-aware file or attachment type document.
CLM-3212	The Work Order custom object is not enabled for a template object of the Pre FX2 format.
CLM-3211	Agreement flow does not work for Communities in the Salesforce Lightning mode.
CLM-2730	In Salesforce One app, when a user clicks the Agreement Actions from the Action panel once, the user stays on the same page. To go to the next page, the user must click twice. This is a Salesforce limitation for embedded Visualforce pages.
CLM-2690	In Salesforce One app, clicking the lookup option does not open a new pop-up window.
CLM-2440	After an agreement document is sent for review, the activity history does not record details for any of the attachments.
CLM-2416	Entries on the Master Agreement Clauses listing are showing an incorrect timestamp.
CLM-2319	When a user uses the type-ahead search feature in the Wizard Component Library, the resultant text is sometimes deleted as it is being typed.

Apttus Copyright Disclaimer

Copyright © 2018 Apttus Corporation (“Apttus”) and/or its affiliates. All rights reserved.

No part of this document, or any information linked to or referenced herein, may be reproduced, distributed, or transmitted in any form or by any means, including photocopying, recording, or other electronic or mechanical methods, without the prior written consent of Apttus. All information contained herein is subject to change without notice and is not warranted to be error free.

This document may describe certain features and functionality of software that Apttus makes available for use under a license agreement containing restrictions on use and disclosure and are protected by intellectual property laws. Except as expressly permitted in your license agreement or allowed by law, you may not, in any form, or by any means, use, copy, reproduce, translate, broadcast, modify, license, transmit, distribute, exhibit, perform, publish, or display any part of the software. Reverse engineering, disassembly, decompilation of, or the creation of derivative work(s) from, the software is strictly prohibited. Additionally, this document may contain descriptions of software modules that are optional and for which you may not have purchased a license. As a result, your specific software solution and/or implementation may differ from those described in this document.

U.S. GOVERNMENT END USERS: Apttus software, including any operating system(s), integrated software, any programs installed on the hardware, and/or documentation, delivered to U.S. Government end users are “commercial computer software” pursuant to the applicable Federal Acquisition Regulation and agency-specific supplemental regulations. As such, use, duplication, disclosure, modification, and adaptation of the programs, including any operating system, integrated software, any programs installed on the hardware, and/or documentation, shall be subject to license terms and license restrictions applicable to the programs. No other rights are granted to the U.S. Government.

Neither the software nor the documentation were developed or intended for use in any inherently dangerous applications, including applications that may create a risk of personal injury. If you use this software or hardware in dangerous applications, then you shall be responsible to take all appropriate fail-safe, backup, redundancy, and other measures to ensure its safe use. Apttus and its affiliates disclaim any liability for any damages caused by use of this software or hardware in dangerous applications.

Apttus and X-Author are registered trademarks of Apttus and/or its affiliates.

The documentation and/or software may provide links to Web sites and access to content, products, and services from third parties. Apttus is not responsible for the availability of, or any content provided by third parties. You bear all risks associated with the use of such content. If you choose to purchase any products or services from a third party, the relationship is directly between you and the third party. Apttus is not responsible for: (a) the quality of third-party products or services; or (b) fulfilling any of the terms of the agreement with the third party, including delivery of products or services and warranty obligations related to purchased products or services. Apttus is not responsible for any loss or damage of any sort that you may incur from dealing with any third party.

For additional resources and support, please visit <https://community.apttus.com>.

DOC ID: CMSFSUM18RN20180907